



**CPSS - GCMS CASELOAD STATISTICS OF THE GENERAL DISTRICT COURTS**  
 January 2023 thru December 2023 Filings (Compared to January 2022 thru December 2022)

2023 Overall GRAND TOTAL	Distribution of Caseload			Change*		Percentage (%) of Caseload		
<b>2,254,709</b> +298,201	<b>Criminal</b>	302,082	13%	9.2% ▲	+25,514	<b>Criminal</b>	2022 14.1%	2023 13.4%
	<b>Traffic</b>	1,284,433	57%	17.8% ▲	+194,385	<b>Traffic</b>	55.7%	57.0%
2023 	<b>Civil</b>	619,946	27%	14.6% ▲	+79,020	<b>Civil</b>	27.6%	27.5%
2022 	<b>Civil Commitments</b>	48,248	2%	-1.5% ▼	-718	<b>Civil Commitments</b>	2.5%	2.1%
	<b>GRAND TOTAL</b>	<b>2,254,709</b>	100%	15.2% ▲	+298,201	<b>GRAND TOTAL</b>	100%	100%

**Filings by Division & Code**

Division	Case Type Description	Code	Summary	Change	% Change	Absolute Change
<b>Criminal</b>	Misdemeanor	M	172,040	▲	+10.0%	+15,615
	Felony	F	83,643	▲	+9.8%	+7,447
	Capias	CA	25,218	▲	+4.7%	+1,122
	Show Cause	SC	13,200	▼	-6.4%	-903
	Civil Violation	CV	7,704	▲	+42.9%	+2,312
	Motion	MO	167	▼	-42.4%	-123
	Restricted Operators License	RL	110	▲	+66.7%	+44
	<b>Total</b>		<b>302,082</b>	<b>▲</b>	<b>9.2%</b>	<b>+25,514</b>
<b>Traffic</b>	Infraction	I	1,011,657	▲	+19.8%	+167,178
	Misdemeanor	M	243,336	▲	+12.0%	+25,979
	Capias	CA	9,539	▼	-2.1%	-200
	Show Cause	SC	6,567	▼	-10.5%	-771
	Other	O	4,389	▲	+6.0%	+249
	Civil Violation	CV	3,926	▲	+79.7%	+1,741
	Felony	F	3,878	▲	+8.6%	+307
	Restricted Operators License	RL	600	▼	-5.5%	-35
	Motion	MO	541	▼	-10.4%	-63
<b>Total</b>		<b>1,284,433</b>	<b>▲</b>	<b>17.8%</b>	<b>+194,385</b>	
<b>Civil</b>	Warrant in Debt	WD	209,215	▲	+13.5%	+24,875
	Garnishment	GA	172,766	▲	+6.3%	+10,276
	Unlawful Detainer	UD	136,075	▲	+42.0%	+40,263
	Other	OT	20,929	▲	+8.7%	+1,667
	Admin License	AL	12,740	▲	+6.4%	+764
	Preliminary Protective Order	PP	12,056	▲	+9.5%	+1,048
	Protective Order	PO	9,256	▲	+16.7%	+1,323
	Detinue	DT	7,831	▼	-3.7%	-299
	Show Cause	SC	7,599	▼	-5.3%	-425
	Motion for Judgment	MJ	7,102	▲	+3.4%	+231
	Interrogatory	IN	5,727	▼	-11.7%	-756
	Abstract	AJ	5,695	▼	-4.0%	-235
	Impoundment	IM	3,706	▲	+18.3%	+572
	Bond Forfeiture	BF	3,683	▼	-11.0%	-453
	Zoning Violation	ZO	1,826	▼	-0.7%	-12
	Tenants Assertion	TA	1,031	▲	+18.8%	+163
	Overweight	OC	899	▼	-2.1%	-19
	Counter Claim	CC	749	▲	+13.3%	+88
	Capias	CA	294	▼	-29.8%	-125
	Petition-Restore Arms	PR	280	▲	+1.4%	+4
	Motor Carrier	MC	206	▲	+71.7%	+86
	Interrogatory-Not	IC	121	▼	-12.9%	-18
	Third Party Claim	TH	62	▼	-4.6%	-3
	Restricted Operators License	RL	61	▲	+27.1%	+13
	Cross Claim	CR	15	▲	+25.0%	+3
	Mechanic's Lien	ML	9	▼	-50.0%	-9
	Petition to Require Blood Test	BT	6	▼	-14.3%	-1
	Detinue Seizure	DZ	4	▲	+33.3%	+1
	Emergency Substantial Risk Order	SR	2	▼	-33.3%	-1
	Distress Seizure	DS	1	↔		-
	Attachment	AT	0	▼	-100.0%	-1
<b>Total</b>		<b>619,946</b>	<b>▲</b>	<b>14.6%</b>	<b>+79,020</b>	
<b>Civil Commitments</b>	Mental Commitment	MC	20,896	▼	-1.9%	-394
	Temporary Detention Order	TD	15,672	▼	-3.3%	-530

\* Compared to same time period as previous year

\*\* Case Type Categories are defined in the 2017 Virginia Judicial Workload Assessment

			Summary	Change	% Change	Absolute Change
<b>Civil Commitments</b>	Emergency Custody Order	EC	7,320	▼	-5.2%	-402
	Other	OT	3,636	▲	+17.3%	+536
	Medical Emergency Temporary Detention Order	MT	420	▲	+34.2%	+107
	Petition	PT	273	▼	-8.7%	-26
	Medical Emergency Custody Order	ME	31	▼	-22.5%	-9
	Total			<b>48,248</b>	▼	-1.5%
<b>GRAND TOTAL</b>			<b>2,254,709</b>	▲	15.2%	+298,201

**Filings by Major Case Category\*\***

Category			Summary	Change	% Change	Absolute Change
Felony			87,521	▲	+9.7%	+7,754
Garnishment			178,493	▼	+5.6%	+9,520
General Civil			227,667	▲	+12.4%	+25,169
Infraction/Civil Violation			1,028,781	▲	+20.0%	+171,547
Involuntary Civil Commitments			3,909	▲	+15.0%	+510
Landlord /Tenant			137,106	▲	+41.8%	+40,426
Misdemeanor			417,973	▲	+11.1%	+41,604
New to Workload Study			2	▼	-33.3%	-1
Other			151,945	▼	-0.5%	-699
Protective Orders			21,312	▲	+12.5%	+2,371
<b>GRAND TOTAL</b>			<b>2,254,709</b>	▲	15.2%	+298,201

\* Compared to same time period as previous year

\*\* Case Type Categories are defined in the 2017 Virginia Judicial Workload Assessment  
 Source: SCV-SQL-Information

2023 Overall GRAND TOTAL		Distribution of Caseload			Change*		Percentage (%) of Caseload		
<b>50,226</b>	+8,307	<b>Criminal</b>	6,462	13%	7.4% ▲	+446	<b>Criminal</b>	2022 14.4%	2023 12.9%
		<b>Traffic</b>	15,944	32%	31.3% ▲	+3,797	<b>Traffic</b>	29.0%	31.7%
2023		<b>Civil</b>	26,702	53%	19.6% ▲	+4,385	<b>Civil</b>	53.2%	53.2%
2022		<b>Civil Commitments</b>	1,118	2%	-22.3% ▼	-321	<b>Civil Commitments</b>	3.4%	2.2%
		<b>GRAND TOTAL</b>	<b>50,226</b>	100%	19.8% ▲	+8,307	<b>GRAND TOTAL</b>	100%	100%

Filings by Division & Code

Division	Case Type Description	Code	Summary	Change	% Change	Absolute Change
<b>Criminal</b>	Misdemeanor	M	3,047	▲	+1.1%	+33
	Felony	F	2,620	▲	+9.9%	+237
	Capias	CA	565	▲	+27.5%	+122
	Show Cause	SC	179	▲	+12.6%	+20
	Civil Violation	CV	51	▲	+240.0%	+36
	Motion	MO	0	▼	-100.0%	-1
	Restricted Operators License	RL	0	▼	-100.0%	-1
	<b>Total</b>			<b>6,462</b>	<b>▲</b>	<b>7.4%</b>
<b>Traffic</b>	Infraction	I	9,233	▲	+32.0%	+2,240
	Misdemeanor	M	4,253	▲	+6.2%	+247
	Civil Violation	CV	1,660	▲	+353.6%	+1,294
	Capias	CA	387	▲	+5.4%	+20
	Felony	F	203	▲	+6.8%	+13
	Show Cause	SC	126	▼	-26.7%	-46
	Other	O	80	▲	+60.0%	+30
	Restricted Operators License	RL	2	↔		-
	Motion	MO	0	▼	-100.0%	-1
<b>Total</b>			<b>15,944</b>	<b>▲</b>	<b>31.3%</b>	<b>+3,797</b>
<b>Civil</b>	Warrant in Debt	WD	9,329	▲	+28.7%	+2,079
	Garnishment	GA	9,266	▲	+13.7%	+1,114
	Unlawful Detainer	UD	4,391	▲	+47.5%	+1,415
	Zoning Violation	ZO	765	▼	-0.8%	-6
	Other	OT	549	▲	+48.8%	+180
	Show Cause	SC	439	▼	-6.4%	-30
	Preliminary Protective Order	PP	398	▲	+1.5%	+6
	Protective Order	PO	315	▼	-12.0%	-43
	Admin License	AL	280	▼	-34.3%	-146
	Abstract	AJ	248	▼	-17.3%	-52
	Motion for Judgment	MJ	158	▼	-27.5%	-60
	Bond Forfeiture	BF	151	▼	-10.1%	-17
	Detinue	DT	131	▼	-19.1%	-31
	Interrogatory	IN	113	▼	-23.1%	-34
	Impoundment	IM	77	▼	-4.9%	-4
	Tenants Assertion	TA	29	▲	+45.0%	+9
	Overweight	OC	25	▲	+8.7%	+2
	Counter Claim	CC	18	↔		-
	Petition-Restore Arms	PR	8	▲	+300.0%	+6
	Capias	CA	7	▼	-12.5%	-1
	Third Party Claim	TH	3	▼	-57.1%	-4
Cross Claim	CR	1	▲	-	+1	
Mechanic's Lien	ML	1	▲	-	+1	
<b>Total</b>			<b>26,702</b>	<b>▲</b>	<b>19.6%</b>	<b>+4,385</b>
<b>Civil Commitments</b>	Emergency Custody Order	EC	380	▼	-9.7%	-41
	Temporary Detention Order	TD	380	▼	-24.6%	-124
	Mental Commitment	MC	327	▼	-31.2%	-148
	Medical Emergency Temporary Detention Order	MT	19	▲	+280.0%	+14
	Other	OT	10	▼	-68.8%	-22
	Medical Emergency Custody Order	ME	2	▲	+100.0%	+1
	Petition	PT	0	▼	-100.0%	-1
<b>Total</b>			<b>1,118</b>	<b>▼</b>	<b>-22.3%</b>	<b>-321</b>
<b>GRAND TOTAL</b>			<b>50,226</b>	<b>▲</b>	<b>19.8%</b>	<b>+8,307</b>

\* Compared to same time period as previous year



\*\* Case Type Categories are defined in the 2017 Virginia Judicial Workload Assessment

**Filings by Major Case Category\*\***

Category	Summary	Change	% Change	Absolute Change
Felony	2,823	▲	+9.7%	+250
Garnishment	9,379	▼	+13.0%	+1,080
General Civil	9,659	▲	+26.2%	+2,003
Infraction/Civil Violation	11,049	▲	+48.4%	+3,602
Involuntary Civil Commitments	10	▼	-69.7%	-23
Landlord /Tenant	4,420	▲	+47.5%	+1,424
Misdemeanor	8,067	▼	+3.5%	+273
Other	4,106	▲	-6.1%	-265
Protective Orders	713	▼	-4.9%	-37
<b>GRAND TOTAL</b>	<b>50,226</b>	▲	19.8%	+8,307

\* Compared to same time period as previous year

\*\* Case Type Categories are defined in the 2017 Virginia Judicial Workload Assessment  
 Source: SCV-SQL-Information

2023 Overall GRAND TOTAL		Distribution of Caseload			Change*		Percentage (%) of Caseload		
2023 	2022 	<b>126,173</b>	+18,013						
		<b>Criminal</b>	14,723	12%	1.8% ▲	+266	<b>Criminal</b>	2022: 13.4%	2023: 11.7%
		<b>Traffic</b>	53,022	42%	23.9% ▲	+10,213	<b>Traffic</b>	39.6%	42.0%
		<b>Civil</b>	56,387	45%	16.7% ▲	+8,070	<b>Civil</b>	44.7%	44.7%
		<b>Civil Commitments</b>	2,041	2%	-20.8% ▼	-536	<b>Civil Commitments</b>	2.4%	1.6%
		<b>GRAND TOTAL</b>	<b>126,173</b>	100%	16.7% ▲	+18,013	<b>GRAND TOTAL</b>	100%	100%

**Filings by Division & Code**

Division	Case Type Description	Code	Summary	Change	% Change	Absolute Change
<b>Criminal</b>	Misdemeanor	M	8,780	▼	-1.6%	-145
	Felony	F	4,292	▼	-0.3%	-15
	Capias	CA	779	▲	+9.6%	+68
	Civil Violation	CV	645	▲	+91.4%	+308
	Show Cause	SC	227	▲	+29.0%	+51
	Restricted Operators License	RL	0	▼	-100.0%	-1
	<b>Total</b>			<b>14,723</b>	<b>▲</b>	<b>1.8%</b>
<b>Traffic</b>	Infraction	I	37,437	▲	+27.3%	+8,030
	Misdemeanor	M	13,406	▲	+17.2%	+1,970
	Capias	CA	1,089	▲	+14.3%	+136
	Show Cause	SC	407	▲	+21.5%	+72
	Other	O	387	▲	+29.0%	+87
	Civil Violation	CV	284	▼	-23.2%	-86
	Restricted Operators License	RL	12	▲	+50.0%	+4
<b>Total</b>			<b>53,022</b>	<b>▲</b>	<b>23.9%</b>	<b>+10,213</b>
<b>Civil</b>	Garnishment	GA	19,984	▲	+9.0%	+1,647
	Warrant in Debt	WD	14,686	▲	+14.8%	+1,889
	Unlawful Detainer	UD	11,925	▲	+57.5%	+4,352
	Motion for Judgment	MJ	2,322	▲	+17.3%	+342
	Admin License	AL	1,393	▲	+8.1%	+104
	Abstract	AJ	1,014	▼	-17.8%	-219
	Other	OT	983	▼	+8.1%	+74
	Show Cause	SC	845	▼	-5.3%	-47
	Preliminary Protective Order	PP	711	▲	+8.1%	+53
	Protective Order	PO	616	▲	+13.4%	+73
	Interrogatory	IN	526	▲	+15.4%	+70
	Detinue	DT	518	▼	-8.0%	-45
	Bond Forfeiture	BF	479	▼	-1.2%	-6
	Impoundment	IM	145	▼	-60.2%	-219
	Tenants Assertion	TA	89	▲	+3.5%	+3
	Counter Claim	CC	61	▲	+38.6%	+17
	Overweight	OC	43	▼	-4.4%	-2
	Capias	CA	23	▼	-42.5%	-17
	Petition-Restore Arms	PR	13	▼	-7.1%	-1
	Third Party Claim	TH	6	▼	-14.3%	-1
	Petition to Require Blood Test	BT	2	▲	-	+2
Restricted Operators License	RL	2	▲	-	+2	
Cross Claim	CR	1	▼	-50.0%	-1	
<b>Total</b>			<b>56,387</b>	<b>▲</b>	<b>16.7%</b>	<b>+8,070</b>
<b>Civil Commitments</b>	Mental Commitment	MC	1,173	▼	-1.8%	-21
	Temporary Detention Order	TD	631	▼	-39.4%	-410
	Emergency Custody Order	EC	120	▼	-44.7%	-97
	Other	OT	116	▼	-5.7%	-7
	Medical Emergency Temporary Detention Order	MT	1	▼	-50.0%	-1
<b>Total</b>			<b>2,041</b>	<b>▼</b>	<b>-20.8%</b>	<b>-536</b>
<b>GRAND TOTAL</b>			<b>126,173</b>	<b>▲</b>	<b>16.7%</b>	<b>+18,013</b>

\* Compared to same time period as previous year



\*\* Case Type Categories are defined in the 2017 Virginia Judicial Workload Assessment

**Filings by Major Case Category\*\***

Category	Summary	Change	% Change	Absolute Change
Felony	4,292	▼	-0.3%	-15
Garnishment	20,510	▲	+9.1%	+1,717
General Civil	17,592	▼	+14.0%	+2,161
Infraction/Civil Violation	38,796	▲	+27.4%	+8,337
Involuntary Civil Commitments	116	▼	-5.7%	-7
Landlord /Tenant	12,014	▲	+56.9%	+4,355
Misdemeanor	22,200	▲	+9.0%	+1,830
Other	9,326	▲	-5.0%	-491
Protective Orders	1,327	▲	+10.5%	+126
<b>GRAND TOTAL</b>	<b>126,173</b>	▲	16.7%	+18,013

\* Compared to same time period as previous year

\*\* Case Type Categories are defined in the 2017 Virginia Judicial Workload Assessment  
 Source: SCV-SQL-Information

2023 Overall GRAND TOTAL		Distribution of Caseload			Change*		Percentage (%) of Caseload		
<b>29,950</b>	+5,864	<b>Criminal</b>	4,256	14%	5.2% ▲	+209	<b>Criminal</b>	2022	2023
		<b>Traffic</b>	12,126	40%	41.7% ▲	+3,567	<b>Traffic</b>	16.8%	14.2%
2023 		<b>Civil</b>	12,994	43%	18.6% ▲	+2,034	<b>Civil</b>	35.5%	40.5%
2022 		<b>Civil Commitments</b>	574	2%	10.4% ▲	+54	<b>Civil Commitments</b>	45.5%	43.4%
		<b>GRAND TOTAL</b>	<b>29,950</b>	100%	24.3% ▲	+5,864	<b>GRAND TOTAL</b>	2.2%	1.9%
							<b>GRAND TOTAL</b>	100%	100%

**Filings by Division & Code**

Division	Case Type Description	Code	Summary	Change	% Change	Absolute Change
<b>Criminal</b>	Misdemeanor	M	2,341	▲	+5.9%	+131
	Felony	F	1,419	▲	+11.8%	+150
	Capias	CA	364	▼	-10.8%	-44
	Civil Violation	CV	73	▲	+2.8%	+2
	Show Cause	SC	59	▼	-33.7%	-30
	<b>Total</b>			<b>4,256</b>	<b>▲</b>	<b>5.2%</b>
<b>Traffic</b>	Infraction	I	10,430	▲	+50.0%	+3,478
	Misdemeanor	M	1,296	▲	+1.0%	+13
	Show Cause	SC	206	▲	+15.7%	+28
	Capias	CA	171	▲	+39.0%	+48
	Restricted Operators License	RL	20	↔	-	-
	Civil Violation	CV	3	▲	-	+3
	Felony	F	0	▼	-100.0%	-3
<b>Total</b>			<b>12,126</b>	<b>▲</b>	<b>41.7%</b>	<b>+3,567</b>
<b>Civil</b>	Unlawful Detainer	UD	4,299	▲	+53.4%	+1,496
	Garnishment	GA	3,423	▼	-11.1%	-427
	Warrant in Debt	WD	2,910	▲	+14.8%	+375
	Other	OT	644	▲	+14.2%	+80
	Motion for Judgment	MJ	508	▲	+50.3%	+170
	Preliminary Protective Order	PP	337	▼	-0.3%	-1
	Protective Order	PO	336	▲	+8,300.0%	+332
	Abstract	AJ	136	▲	+15.3%	+18
	Show Cause	SC	121	▼	-2.4%	-3
	Interrogatory	IN	92	▼	-14.0%	-15
	Admin License	AL	68	▲	+15.3%	+9
	Detinue	DT	39	▼	-13.3%	-6
	Counter Claim	CC	29	▲	+38.1%	+8
	Tenants Assertion	TA	18	▼	-5.3%	-1
	Bond Forfeiture	BF	15	▼	-11.8%	-2
	Capias	CA	12	▲	+300.0%	+9
	Petition-Restore Arms	PR	3	▼	-70.0%	-7
	Impoundment	IM	2	▲	-	+2
	Third Party Claim	TH	2	▲	-	+2
	Mechanic's Lien	ML	0	▼	-100.0%	-2
Restricted Operators License	RL	0	▼	-100.0%	-3	
<b>Total</b>			<b>12,994</b>	<b>▲</b>	<b>18.6%</b>	<b>+2,034</b>
<b>Civil Commitments</b>	Emergency Custody Order	EC	351	▲	+29.5%	+80
	Mental Commitment	MC	183	▼	-16.4%	-36
	Other	OT	38	▲	+40.7%	+11
	Temporary Detention Order	TD	2	▲	-	+2
	Petition	PT	0	▼	-100.0%	-3
<b>Total</b>			<b>574</b>	<b>▲</b>	<b>10.4%</b>	<b>+54</b>
<b>GRAND TOTAL</b>			<b>29,950</b>	<b>▲</b>	<b>24.3%</b>	<b>+5,864</b>

**Filings by Major Case Category\*\***

Category	Summary	Change	% Change	Absolute Change
Felony	1,419	▼	+11.6%	+147
Garnishment	3,515	▼	-11.2%	-442

\* Compared to same time period as previous year

\*\* Case Type Categories are defined in the 2017 Virginia Judicial Workload Assessment



**CPSS - GCMS CASELOAD STATISTICS OF THE GENERAL DISTRICT COURTS**  
 January 2023 thru December 2023 Filings (Compared to January 2022 thru December 2022)

General Civil	3,470	▼	+18.1%	+531
Infraction/Civil Violation	10,506	▲	+49.6%	+3,483
Involuntary Civil Commitments	38	▼	+26.7%	+8
Landlord /Tenant	4,317	▲	+53.0%	+1,495
Misdemeanor	3,657	▼	+4.0%	+141
Other	2,355	▲	+7.8%	+170
Protective Orders	673	▲	+96.8%	+331
<b>GRAND TOTAL</b>	<b>29,950</b>	▲	24.3%	+5,864

\* Compared to same time period as previous year

\*\* Case Type Categories are defined in the 2017 Virginia Judicial Workload Assessment  
 Source: SCV-SQL-Information



2023 Overall GRAND TOTAL		Distribution of Caseload			Change*		Percentage (%) of Caseload		
<b>82,575</b>	+10,293	<b>Criminal</b>	9,698	12%	8.4% ▲	+753	<b>Criminal</b>	2022	2023
		<b>Traffic</b>	28,299	34%	23.7% ▲	+5,414	<b>Traffic</b>	12.4%	11.7%
		<b>Civil</b>	43,852	53%	11.0% ▲	+4,355	<b>Civil</b>	31.7%	34.3%
		<b>Civil Commitments</b>	726	1%	-24.0% ▼	-229	<b>Civil Commitments</b>	54.6%	53.1%
		<b>GRAND TOTAL</b>	<b>82,575</b>	100%	14.2% ▲	+10,293	<b>GRAND TOTAL</b>	100%	100%

Filings by Division & Code

Division	Case Type Description	Code	Summary	Change	% Change	Absolute Change
<b>Criminal</b>	Misdemeanor	M	6,275	▼	+8.8%	+505
	Felony	F	2,741	▲	+7.1%	+181
	Show Cause	SC	345	▲	+15.8%	+47
	Capias	CA	212	▼	-4.1%	-9
	Civil Violation	CV	125	▲	+30.2%	+29
	<b>Total</b>			<b>9,698</b>	<b>▲</b>	<b>8.4%</b>
<b>Traffic</b>	Infraction	I	23,888	▼	+24.9%	+4,766
	Misdemeanor	M	3,839	▼	+15.0%	+502
	Other	O	252	▲	+93.8%	+122
	Show Cause	SC	139	▼	-18.2%	-31
	Felony	F	108	▲	+52.1%	+37
	Restricted Operators License	RL	49	▲	+8.9%	+4
	Capias	CA	23	▲	+130.0%	+13
	Civil Violation	CV	1	▲	-	+1
<b>Total</b>			<b>28,299</b>	<b>▲</b>	<b>23.7%</b>	<b>+5,414</b>
<b>Civil</b>	Garnishment	GA	17,982	▲	+13.0%	+2,071
	Unlawful Detainer	UD	9,857	▼	+33.9%	+2,494
	Warrant in Debt	WD	9,603	▼	-3.7%	-370
	Other	OT	1,796	▼	-3.1%	-58
	Preliminary Protective Order	PP	954	▲	+46.3%	+302
	Protective Order	PO	787	▲	+31.4%	+188
	Abstract	AJ	762	▲	+48.0%	+247
	Show Cause	SC	749	▼	-4.6%	-36
	Bond Forfeiture	BF	329	▼	-20.1%	-83
	Motion for Judgment	MJ	241	▼	-63.3%	-416
	Detinue	DT	229	▼	-22.4%	-66
	Admin License	AL	204	▲	+24.4%	+40
	Interrogatory	IN	186	▼	+1.1%	+2
	Tenants Assertion	TA	106	▲	+20.5%	+18
	Counter Claim	CC	34	▲	+78.9%	+15
	Impoundment	IM	10	▲	+66.7%	+4
	Third Party Claim	TH	8	▲	+33.3%	+2
	Capias	CA	5	▲	+25.0%	+1
	Petition-Restore Arms	PR	4	▼	-42.9%	-3
	Overweight	OC	2	↔	-	-
	Restricted Operators License	RL	2	▲	-	+2
	Detinue Seizure	DZ	1	▲	-	+1
	Interrogatory-Not	IC	1	▲	-	+1
Cross Claim	CR	0	▼	-100.0%	-1	
<b>Total</b>			<b>43,852</b>	<b>▲</b>	<b>11.0%</b>	<b>+4,355</b>
<b>Civil Commitments</b>	Mental Commitment	MC	307	▼	-31.9%	-144
	Emergency Custody Order	EC	215	▼	-5.3%	-12
	Petition	PT	74	▼	-25.3%	-25
	Other	OT	65	▼	-23.5%	-20
	Temporary Detention Order	TD	56	▼	-34.1%	-29
	Medical Emergency Temporary Detention Order	MT	9	▲	+28.6%	+2
	Medical Emergency Custody Order	ME	0	▼	-100.0%	-1
<b>Total</b>			<b>726</b>	<b>▼</b>	<b>-24.0%</b>	<b>-229</b>
<b>GRAND TOTAL</b>			<b>82,575</b>	<b>▲</b>	<b>14.2%</b>	<b>+10,293</b>

\* Compared to same time period as previous year



\*\* Case Type Categories are defined in the 2017 Virginia Judicial Workload Assessment

**Filings by Major Case Category\*\***

Category	Summary	Change	% Change	Absolute Change
Felony	2,849	▲	+8.3%	+218
Garnishment	18,168	▲	+12.9%	+2,073
General Civil	10,252	▲	-8.0%	-897
Infraction/Civil Violation	24,268	▲	+25.4%	+4,918
Involuntary Civil Commitments	139	▼	-24.5%	-45
Landlord /Tenant	9,963	▼	+33.7%	+2,512
Misdemeanor	10,165	▲	+11.1%	+1,013
Other	5,030	▲	+0.2%	+11
Protective Orders	1,741	▲	+39.2%	+490
<b>GRAND TOTAL</b>	<b>82,575</b>	▲	14.2%	+10,293

\* Compared to same time period as previous year

\*\* Case Type Categories are defined in the 2017 Virginia Judicial Workload Assessment  
 Source: SCV-SQL-Information

2023 Overall GRAND TOTAL		Distribution of Caseload			Change*		Percentage (%) of Caseload		
<b>3,247</b>	-59	<b>Criminal</b>	829	26%	22.5% ▲	+152	<b>Criminal</b>	2022	2023
		<b>Traffic</b>	1,422	44%	-22.5% ▼	-413	<b>Traffic</b>	55.5%	43.8%
2023 		<b>Civil</b>	961	30%	30.9% ▲	+227	<b>Civil</b>	22.2%	29.6%
2022 		<b>Civil Commitments</b>	35	1%	-41.7% ▼	-25	<b>Civil Commitments</b>	1.8%	1.1%
		<b>GRAND TOTAL</b>	<b>3,247</b>	100%	-1.8% ▼	-59	<b>GRAND TOTAL</b>	100%	100%

Filings by Division & Code

Division	Case Type Description	Code	Summary	Change	% Change	Absolute Change
<b>Criminal</b>	Misdemeanor	M	456	▲	+20.3%	+77
	Felony	F	168	▲	+34.4%	+43
	Capias	CA	154	▲	+69.2%	+63
	Show Cause	SC	36	▼	-50.7%	-37
	Civil Violation	CV	15	▲	+66.7%	+6
	<b>Total</b>			<b>829</b>	<b>▲</b>	<b>22.5%</b>
<b>Traffic</b>	Infraction	I	1,045	▼	-27.1%	-389
	Misdemeanor	M	366	▼	-7.8%	-31
	Capias	CA	6	▲	+100.0%	+3
	Civil Violation	CV	3	▲	+200.0%	+2
	Felony	F	1	▲	-	+1
	Show Cause	SC	1	▲	-	+1
<b>Total</b>			<b>1,422</b>	<b>▼</b>	<b>-22.5%</b>	<b>-413</b>
<b>Civil</b>	Garnishment	GA	305	▲	+10.5%	+29
	Warrant in Debt	WD	210	▲	+27.3%	+45
	Unlawful Detainer	UD	208	▲	+139.1%	+121
	Other	OT	103	▼	-3.7%	-4
	Detinue	DT	51	▲	+41.7%	+15
	Preliminary Protective Order	PP	24	▼	-22.6%	-7
	Admin License	AL	17	▲	+88.9%	+8
	Protective Order	PO	14	▲	+75.0%	+6
	Abstract	AJ	8	▲	+100.0%	+4
	Show Cause	SC	8	▲	+100.0%	+4
	Bond Forfeiture	BF	7	▲	+250.0%	+5
	Interrogatory	IN	3	▲	+200.0%	+2
	Impoundment	IM	2	▼	-33.3%	-1
	Tenants Assertion	TA	1	▲	-	+1
	Motion for Judgment	MJ	0	▼	-100.0%	-1
<b>Total</b>			<b>961</b>	<b>▲</b>	<b>30.9%</b>	<b>+227</b>
<b>Civil Commitments</b>	Emergency Custody Order	EC	16	▼	-38.5%	-10
	Temporary Detention Order	TD	13	▼	-45.8%	-11
	Mental Commitment	MC	6	▼	-25.0%	-2
	Medical Emergency Temporary Detention Order	MT	0	▼	-100.0%	-1
	Other	OT	0	▼	-100.0%	-1
<b>Total</b>			<b>35</b>	<b>▼</b>	<b>-41.7%</b>	<b>-25</b>
<b>GRAND TOTAL</b>			<b>3,247</b>	<b>▼</b>	<b>-1.8%</b>	<b>-59</b>

Filings by Major Case Category\*\*

Category	Summary	Change	% Change	Absolute Change
Felony	169	▲	+35.2%	+44
Garnishment	308	▲	+11.2%	+31
General Civil	262	▼	+29.1%	+59
Infraction/Civil Violation	1,063	▲	-26.4%	-381
Involuntary Civil Commitments	0	▼	-100.0%	-1
Landlord /Tenant	209	▲	+140.2%	+122
Misdemeanor	822	▲	+5.9%	+46
Other	376	▲	+6.2%	+22

\* Compared to same time period as previous year

\*\* Case Type Categories are defined in the 2017 Virginia Judicial Workload Assessment

Source: SCV-SQL-Information

**CPSS - GCMS CASELOAD STATISTICS OF THE GENERAL DISTRICT COURTS**  
January 2023 thru December 2023 Filings (Compared to January 2022 thru December 2022)

---

Protective Orders	38	▲	-2.6%	-1
<b><i>GRAND TOTAL</i></b>	<b><u>3,247</u></b>	▼	-1.8%	-59

\* Compared to same time period as previous year

\*\* Case Type Categories are defined in the 2017 Virginia Judicial Workload Assessment  
Source: SCV-SQL-Information

2023 Overall GRAND TOTAL		Distribution of Caseload			Change*		Percentage (%) of Caseload		
<b>9,935</b>	+1,510	<b>Criminal</b>	866	9%	13.8% ▲	+105	<b>Criminal</b>	2022	2023
		<b>Traffic</b>	6,946	70%	16.7% ▲	+993	<b>Traffic</b>	9.0%	8.7%
2023		<b>Civil</b>	2,073	21%	25.5% ▲	+421	<b>Civil</b>	70.7%	69.9%
2022		<b>Civil Commitments</b>	50	1%	-15.3% ▼	-9	<b>Civil Commitments</b>	19.6%	20.9%
		<b>GRAND TOTAL</b>	<b>9,935</b>	100%	17.9% ▲	+1,510	<b>GRAND TOTAL</b>	0.7%	0.5%
							<b>GRAND TOTAL</b>	100%	100%

Filings by Division & Code

Division	Case Type Description	Code	Summary	Change	% Change	Absolute Change
<b>Criminal</b>	Misdemeanor	M	526	▲	+13.1%	+61
	Felony	F	236	▲	+23.6%	+45
	Capias	CA	45	▲	+15.4%	+6
	Show Cause	SC	36	▲	+5.9%	+2
	Civil Violation	CV	23	▼	-25.8%	-8
	Restricted Operators License	RL	0	▼	-100.0%	-1
	<b>Total</b>			<b>866</b>	<b>▲</b>	<b>13.8%</b>
<b>Traffic</b>	Infraction	I	5,217	▲	+9.6%	+456
	Misdemeanor	M	1,459	▲	+51.2%	+494
	Capias	CA	222	▲	+33.7%	+56
	Show Cause	SC	33	▼	-31.3%	-15
	Felony	F	10	▲	+900.0%	+9
	Civil Violation	CV	5	▼	-50.0%	-5
	Restricted Operators License	RL	0	▼	-100.0%	-2
<b>Total</b>			<b>6,946</b>	<b>▲</b>	<b>16.7%</b>	<b>+993</b>
<b>Civil</b>	Warrant in Debt	WD	669	▲	+18.0%	+102
	Unlawful Detainer	UD	606	▲	+41.9%	+179
	Garnishment	GA	548	▲	+20.7%	+94
	Admin License	AL	73	▲	+49.0%	+24
	Other	OT	47	▼	-6.0%	-3
	Protective Order	PO	22	▲	+340.0%	+17
	Detinue	DT	21	▲	+75.0%	+9
	Impoundment	IM	18	▼	-5.3%	-1
	Preliminary Protective Order	PP	16	▲	+23.1%	+3
	Abstract	AJ	15	▲	+25.0%	+3
	Interrogatory	IN	14	▼	-17.6%	-3
	Motion for Judgment	MJ	7	▼	-12.5%	-1
	Show Cause	SC	6	▼	-50.0%	-6
	Bond Forfeiture	BF	4	▲	-	+4
	Overweight	OC	3	▼	-40.0%	-2
	Capias	CA	2	▲	-	+2
	Tenants Assertion	TA	2	▲	+100.0%	+1
Petition-Restore Arms	PR	0	▼	-100.0%	-1	
<b>Total</b>			<b>2,073</b>	<b>▲</b>	<b>25.5%</b>	<b>+421</b>
<b>Civil Commitments</b>	Temporary Detention Order	TD	42	▼	-17.6%	-9
	Emergency Custody Order	EC	8	▲	+14.3%	+1
	Petition	PT	0	▼	-100.0%	-1
<b>Total</b>			<b>50</b>	<b>▼</b>	<b>-15.3%</b>	<b>-9</b>
<b>GRAND TOTAL</b>			<b>9,935</b>	<b>▲</b>	<b>17.9%</b>	<b>+1,510</b>

Filings by Major Case Category\*\*

Category	Summary	Change	% Change	Absolute Change
Felony	246	▲	+28.1%	+54
Garnishment	562	▲	+19.3%	+91
General Civil	705	▼	+16.9%	+102
Infraction/Civil Violation	5,248	▼	+9.2%	+441
Involuntary Civil Commitments	0	▼	-100.0%	-1
Landlord /Tenant	608	▲	+42.1%	+180

\* Compared to same time period as previous year

\*\* Case Type Categories are defined in the 2017 Virginia Judicial Workload Assessment

**CPSS - GCMS CASELOAD STATISTICS OF THE GENERAL DISTRICT COURTS**  
 January 2023 thru December 2023 Filings (Compared to January 2022 thru December 2022)

Misdemeanor	1,985	▼	+38.5%	+552
Other	543	▲	+15.0%	+71
Protective Orders	38	▲	+111.1%	+20
<b>GRAND TOTAL</b>	<b>9,935</b>	▲	17.9%	+1,510

\* Compared to same time period as previous year

\*\* Case Type Categories are defined in the 2017 Virginia Judicial Workload Assessment  
 Source: SCV-SQL-Information

2023 Overall GRAND TOTAL		Distribution of Caseload			Change*		Percentage (%) of Caseload		
<b>12,613</b>	+43	<b>Criminal</b>	478	4%	-5.3% ▼	-27	<b>Criminal</b>	2022	2023
		<b>Traffic</b>	11,190	89%	0.0% ▼	-2	<b>Traffic</b>	4.0%	3.8%
2023		<b>Civil</b>	912	7%	10.5% ▲	+87	<b>Civil</b>	89.0%	88.7%
2022		<b>Civil Commitments</b>	33	0%	-31.3% ▼	-15	<b>Civil Commitments</b>	6.6%	7.2%
		<b>GRAND TOTAL</b>	<b>12,613</b>	100%	0.3% ▲	+43	<b>GRAND TOTAL</b>	0.4%	0.3%
							<b>GRAND TOTAL</b>	100%	100%

Filings by Division & Code

Division	Case Type Description	Code	Summary	Change	% Change	Absolute Change
<b>Criminal</b>	Misdemeanor	M	305	▲	+12.5%	+34
	Felony	F	97	▼	-46.1%	-83
	Capias	CA	37	▲	+85.0%	+17
	Show Cause	SC	31	▲	+63.2%	+12
	Civil Violation	CV	8	▼	-46.7%	-7
	<b>Total</b>			<b>478</b>	▼	<b>-5.3%</b>
<b>Traffic</b>	Infraction	I	9,674	▼	-0.6%	-59
	Misdemeanor	M	1,236	▲	+1.4%	+17
	Capias	CA	221	▲	+32.3%	+54
	Show Cause	SC	50	▼	-7.4%	-4
	Civil Violation	CV	5	▼	-44.4%	-4
	Felony	F	2	▼	-75.0%	-6
	Restricted Operators License	RL	2	↔		-
	<b>Total</b>			<b>11,190</b>	▼	<b>0.0%</b>
<b>Civil</b>	Warrant in Debt	WD	309	▲	+19.8%	+51
	Garnishment	GA	275	▼	-10.1%	-31
	Unlawful Detainer	UD	153	▲	+43.0%	+46
	Other	OT	72	▼	+22.0%	+13
	Preliminary Protective Order	PP	32	▲	+28.0%	+7
	Protective Order	PO	26	▲	+23.8%	+5
	Abstract	AJ	10	▲	+233.3%	+7
	Admin License	AL	9	▼	-50.0%	-9
	Interrogatory	IN	9	▲	+800.0%	+8
	Detinue	DT	6	▼	-33.3%	-3
	Show Cause	SC	3	↔		-
	Bond Forfeiture	BF	2	▼	-33.3%	-1
	Impoundment	IM	2	▼	-60.0%	-3
	Motion for Judgment	MJ	2	▼	-60.0%	-3
	Petition-Restore Arms	PR	2	▲	-	+2
	Zoning Violation	ZO	0	▼	-100.0%	-2
<b>Total</b>			<b>912</b>	▲	<b>10.5%</b>	<b>+87</b>
<b>Civil Commitments</b>	Temporary Detention Order	TD	20	▼	-20.0%	-5
	Emergency Custody Order	EC	13	▼	-43.5%	-10
	<b>Total</b>			<b>33</b>	▼	<b>-31.3%</b>
<b>GRAND TOTAL</b>			<b>12,613</b>	▲	0.3%	+43

Filings by Major Case Category\*\*

Category	Summary	Change	% Change	Absolute Change
Felony	99	▼	-47.3%	-89
Garnishment	284	▲	-7.5%	-23
General Civil	322	▲	+15.8%	+44
Infraction/Civil Violation	9,687	▼	-0.7%	-70
Landlord /Tenant	153	▲	+43.0%	+46
Misdemeanor	1,543	▼	+3.3%	+49
Other	467	▲	+18.8%	+74
Protective Orders	58	▲	+26.1%	+12
<b>GRAND TOTAL</b>	<b>12,613</b>	▲	0.3%	+43



\* Compared to same time period as previous year

\*\* Case Type Categories are defined in the 2017 Virginia Judicial Workload Assessment

\* Compared to same time period as previous year

\*\* Case Type Categories are defined in the 2017 Virginia Judicial Workload Assessment  
Source: SCV-SQL-Information



2023 Overall GRAND TOTAL		Distribution of Caseload			Change*		Percentage (%) of Caseload		
<b>19,878</b>	+485	<b>Criminal</b>	3,529	18%	6.6% ▲	+218	<b>Criminal</b>	2022 17.1%	2023 17.8%
		<b>Traffic</b>	6,731	34%	-14.6% ▼	-1,147	<b>Traffic</b>	40.6%	33.9%
2023 		<b>Civil</b>	9,061	46%	19.1% ▲	+1,455	<b>Civil</b>	39.2%	45.6%
2022 		<b>Civil Commitments</b>	557	3%	-6.9% ▼	-41	<b>Civil Commitments</b>	3.1%	2.8%
		<b>GRAND TOTAL</b>	<b>19,878</b>	100%	2.5% ▲	+485	<b>GRAND TOTAL</b>	100%	100%

**Filings by Division & Code**

Division	Case Type Description	Code	Summary	Change	% Change	Absolute Change
<b>Criminal</b>	Misdemeanor	M	2,117	▲	+8.2%	+161
	Felony	F	998	▲	+1.6%	+16
	Capias	CA	210	▲	+16.0%	+29
	Show Cause	SC	126	▲	+26.0%	+26
	Civil Violation	CV	78	▼	-15.2%	-14
	<b>Total</b>			<b>3,529</b>	<b>▲</b>	<b>6.6%</b>
<b>Traffic</b>	Infraction	I	4,174	▼	-11.8%	-557
	Misdemeanor	M	1,780	▼	-32.4%	-852
	Civil Violation	CV	466	▲	+779.2%	+413
	Capias	CA	220	▼	-32.7%	-107
	Show Cause	SC	79	▼	-35.8%	-44
	Felony	F	12	↔		-
<b>Total</b>			<b>6,731</b>	<b>▼</b>	<b>-14.6%</b>	<b>-1,147</b>
<b>Civil</b>	Warrant in Debt	WD	3,195	▲	+17.4%	+474
	Garnishment	GA	2,673	▲	+23.4%	+507
	Unlawful Detainer	UD	1,498	▲	+25.5%	+304
	Other	OT	387	▼	-15.9%	-73
	Detinue	DT	214	▲	+24.4%	+42
	Preliminary Protective Order	PP	189	▲	+37.0%	+51
	Zoning Violation	ZO	158	▼	-2.5%	-4
	Abstract	AJ	152	▼	-2.6%	-4
	Protective Order	PO	130	▲	+154.9%	+79
	Show Cause	SC	112	▲	+12.0%	+12
	Admin License	AL	90	▲	+164.7%	+56
	Overweight	OC	85	▲	+32.8%	+21
	Motion for Judgment	MJ	51	▲	+8.5%	+4
	Motor Carrier	MC	50	▲	+6.4%	+3
	Interrogatory	IN	43	▼	-37.7%	-26
	Bond Forfeiture	BF	9	▼	-10.0%	-1
	Counter Claim	CC	9	▲	+350.0%	+7
	Tenants Assertion	TA	8	▲	+100.0%	+4
	Capias	CA	4	↔		-
	Petition-Restore Arms	PR	3	▼	-25.0%	-1
Third Party Claim	TH	1	↔		-	
<b>Total</b>			<b>9,061</b>	<b>▲</b>	<b>19.1%</b>	<b>+1,455</b>
<b>Civil Commitments</b>	Temporary Detention Order	TD	269	▼	-6.3%	-18
	Emergency Custody Order	EC	145	▲	+13.3%	+17
	Mental Commitment	MC	137	▼	-21.7%	-38
	Medical Emergency Custody Order	ME	3	▼	-50.0%	-3
	Medical Emergency Temporary Detention Order	MT	3	▲	+50.0%	+1
<b>Total</b>			<b>557</b>	<b>▼</b>	<b>-6.9%</b>	<b>-41</b>
<b>GRAND TOTAL</b>			<b>19,878</b>	<b>▲</b>	<b>2.5%</b>	<b>+485</b>

**Filings by Major Case Category\*\***

Category	Summary	Change	% Change	Absolute Change
Felony	1,010	▲	+1.6%	+16
Garnishment	2,716	▼	+21.5%	+481
General Civil	3,511	▼	+14.3%	+440

\* Compared to same time period as previous year



\*\* Case Type Categories are defined in the 2017 Virginia Judicial Workload Assessment

**CPSS - GCMS CASELOAD STATISTICS OF THE GENERAL DISTRICT COURTS**  
 January 2023 thru December 2023 Filings (Compared to January 2022 thru December 2022)

Infraction/Civil Violation	4,853	▲	-2.7%	-134
Landlord /Tenant	1,506	▲	+25.7%	+308
Misdemeanor	4,055	▼	-14.6%	-695
Other	1,908	▲	-3.1%	-61
Protective Orders	319	▲	+68.8%	+130
<b>GRAND TOTAL</b>	<b>19,878</b>	▲	2.5%	+485

\* Compared to same time period as previous year

\*\* Case Type Categories are defined in the 2017 Virginia Judicial Workload Assessment  
 Source: SCV-SQL-Information

2023 Overall GRAND TOTAL		Distribution of Caseload			Change*		Percentage (%) of Caseload			
<b>25,937</b>	-404	<b>Criminal</b>	496	2%	-6.2%	▼	-33	<b>Criminal</b>	2022 2.0%	2023 1.9%
		<b>Traffic</b>	24,643	95%	-1.5%	▼	-385	<b>Traffic</b>	95.0%	95.0%
2023 		<b>Civil</b>	759	3%	-0.5%	▼	-4	<b>Civil</b>	2.9%	2.9%
2022 		<b>Civil Commitments</b>	39	0%	85.7%	▲	+18	<b>Civil Commitments</b>	0.1%	0.2%
		<b>GRAND TOTAL</b>	<b>25,937</b>	100%	-1.5%	▼	-404	<b>GRAND TOTAL</b>	100%	100%

Filings by Division & Code

Division	Case Type Description	Code	Summary	Change	% Change	Absolute Change
<b>Criminal</b>	Misdemeanor	M	348	▲	+11.2%	+35
	Felony	F	104	▲	+8.3%	+8
	Show Cause	SC	19	▼	-44.1%	-15
	Capias	CA	14	▼	-80.0%	-56
	Civil Violation	CV	11	▼	-31.3%	-5
	<b>Total</b>			<b>496</b>	▼	<b>-6.2%</b>
<b>Traffic</b>	Infraction	I	19,411	▲	+4.7%	+879
	Misdemeanor	M	5,207	▼	-19.4%	-1,254
	Felony	F	13	▲	+85.7%	+6
	Capias	CA	7	▼	-63.2%	-12
	Civil Violation	CV	5	▲	+25.0%	+1
	Restricted Operators License	RL	0	▼	-100.0%	-1
	Show Cause	SC	0	▼	-100.0%	-4
	<b>Total</b>			<b>24,643</b>	▼	<b>-1.5%</b>
<b>Civil</b>	Warrant in Debt	WD	279	▼	-10.6%	-33
	Garnishment	GA	262	▲	+0.4%	+1
	Unlawful Detainer	UD	80	▼	-8.0%	-7
	Other	OT	36	▲	+50.0%	+12
	Overweight	OC	26	▲	+44.4%	+8
	Admin License	AL	23	▲	+109.1%	+12
	Preliminary Protective Order	PP	15	▲	+36.4%	+4
	Bond Forfeiture	BF	10	↔		-
	Motor Carrier	MC	8	▲	-	+8
	Protective Order	PO	7	▲	+16.7%	+1
	Detinue	DT	4	▼	-20.0%	-1
	Abstract	AJ	2	▼	-33.3%	-1
	Impoundment	IM	2	▼	-50.0%	-2
	Interrogatory	IN	2	↔		-
	Motion for Judgment	MJ	2	▼	-33.3%	-1
	Petition-Restore Arms	PR	1	▲	-	+1
	Show Cause	SC	0	▼	-100.0%	-2
	Tenants Assertion	TA	0	▼	-100.0%	-4
<b>Total</b>			<b>759</b>	▼	<b>-0.5%</b>	<b>-4</b>
<b>Civil Commitments</b>	Temporary Detention Order	TD	27	▲	+107.7%	+14
	Emergency Custody Order	EC	10	▲	+42.9%	+3
	Mental Commitment	MC	2	▲	+100.0%	+1
	<b>Total</b>			<b>39</b>	▲	<b>85.7%</b>
<b>GRAND TOTAL</b>			<b>25,937</b>	▼	-1.5%	-404

Filings by Major Case Category\*\*

Category	Summary	Change	% Change	Absolute Change
Felony	117	▲	+13.6%	+14
Garnishment	264	▲	+0.4%	+1
General Civil	291	▲	-9.1%	-29
Infraction/Civil Violation	19,461	▲	+4.8%	+891
Landlord /Tenant	80	▼	-12.1%	-11
Misdemeanor	5,555	▼	-18.0%	-1,220
Other	147	▼	-27.2%	-55

\* Compared to same time period as previous year

\*\* Case Type Categories are defined in the 2017 Virginia Judicial Workload Assessment

**CPSS - GCMS CASELOAD STATISTICS OF THE GENERAL DISTRICT COURTS**  
 January 2023 thru December 2023 Filings (Compared to January 2022 thru December 2022)

**Brunswick**

District: 6 FIPS: 025

Protective Orders	22	▲	+29.4%	+5
<b>GRAND TOTAL</b>	<b>25,937</b>	▼	-1.5%	-404

\* Compared to same time period as previous year

\*\* Case Type Categories are defined in the 2017 Virginia Judicial Workload Assessment  
 Source: SCV-SQL-Information

2023 Overall GRAND TOTAL		Distribution of Caseload			Change*		Percentage (%) of Caseload		
<b>8,601</b>	+695	<b>Criminal</b>	518	6%	9.7% ▲	+46	<b>Criminal</b>	2022	2023
		<b>Traffic</b>	6,991	81%	13.0% ▲	+806	<b>Traffic</b>	6.0%	6.0%
2023		<b>Civil</b>	1,064	12%	-12.4% ▼	-150	<b>Civil</b>	78.2%	81.3%
2022		<b>Civil Commitments</b>	28	0%	-20.0% ▼	-7	<b>Civil Commitments</b>	15.4%	12.4%
		<b>GRAND TOTAL</b>	<b>8,601</b>	100%	8.8% ▲	+695	<b>GRAND TOTAL</b>	0.4%	0.3%
							<b>GRAND TOTAL</b>	100%	100%

**Filings by Division & Code**

Division	Case Type Description	Code	Summary	Change	% Change	Absolute Change
<b>Criminal</b>	Misdemeanor	M	276	▲	+25.5%	+56
	Felony	F	127	▼	-12.4%	-18
	Capias	CA	76	▲	+13.4%	+9
	Show Cause	SC	23	▼	-36.1%	-13
	Civil Violation	CV	16	▲	+300.0%	+12
	<b>Total</b>			<b>518</b>	▲	<b>9.7%</b>
<b>Traffic</b>	Infraction	I	5,575	▲	+6.2%	+327
	Misdemeanor	M	1,391	▲	+51.0%	+470
	Capias	CA	13	▲	+85.7%	+6
	Felony	F	6	↔		-
	Show Cause	SC	4	▲	+33.3%	+1
	Other	O	2	▲	-	+2
	<b>Total</b>			<b>6,991</b>	▲	<b>13.0%</b>
<b>Civil</b>	Interrogatory	IN	347	▼	-14.7%	-60
	Garnishment	GA	226	▲	+10.2%	+21
	Warrant in Debt	WD	223	▼	-24.9%	-74
	Detinue	DT	109	▼	-34.3%	-57
	Unlawful Detainer	UD	108	▲	+22.7%	+20
	Other	OT	19	▲	+72.7%	+8
	Show Cause	SC	11	▼	-42.1%	-8
	Admin License	AL	6	▲	+500.0%	+5
	Bond Forfeiture	BF	5	▲	+66.7%	+2
	Preliminary Protective Order	PP	4	▲	+33.3%	+1
	Capias	CA	2	↔		-
	Impoundment	IM	2	↔		-
	Motion for Judgment	MJ	2	▼	-33.3%	-1
	Abstract	AJ	0	▼	-100.0%	-3
	Petition-Restore Arms	PR	0	▼	-100.0%	-2
	Protective Order	PO	0	▼	-100.0%	-2
<b>Total</b>			<b>1,064</b>	▼	<b>-12.4%</b>	<b>-150</b>
<b>Civil Commitments</b>	Temporary Detention Order	TD	20	▼	-4.8%	-1
	Emergency Custody Order	EC	7	▼	-50.0%	-7
	Mental Commitment	MC	1	▲	-	+1
<b>Total</b>			<b>28</b>	▼	<b>-20.0%</b>	<b>-7</b>
<b>GRAND TOTAL</b>			<b>8,601</b>	▲	8.8%	+695

**Filings by Major Case Category\*\***



Category	Summary	Change	% Change	Absolute Change
Felony	133	▼	-11.9%	-18
Garnishment	573	▼	-6.4%	-39
General Civil	337	▼	-28.3%	-133
Infraction/Civil Violation	5,593	▲	+6.5%	+341
Landlord /Tenant	108	▲	+22.7%	+20
Misdemeanor	1,667	▲	+46.1%	+526
Other	186	▲	-0.5%	-1
Protective Orders	4	▼	-20.0%	-1
<b>GRAND TOTAL</b>	<b>8,601</b>	▲	8.8%	+695

\* Compared to same time period as previous year

\*\* Case Type Categories are defined in the 2017 Virginia Judicial Workload Assessment

\* Compared to same time period as previous year

\*\* Case Type Categories are defined in the 2017 Virginia Judicial Workload Assessment  
Source: SCV-SQL-Information

2023 Overall GRAND TOTAL		Distribution of Caseload			Change*		Percentage (%) of Caseload		
<b>17,291</b>	+1,190	<b>Criminal</b>	387	2%	9.9% ▲	+35	<b>Criminal</b>	2022 2.2%	2023 2.2%
		<b>Traffic</b>	15,659	91%	8.0% ▲	+1,165	<b>Traffic</b>	90.0%	90.6%
2023 		<b>Civil</b>	1,174	7%	-1.8% ▼	-21	<b>Civil</b>	7.4%	6.8%
2022 		<b>Civil Commitments</b>	71	0%	18.3% ▲	+11	<b>Civil Commitments</b>	0.4%	0.4%
		<b>GRAND TOTAL</b>	<b>17,291</b>	100%	7.4% ▲	+1,190	<b>GRAND TOTAL</b>	100%	100%

Filings by Division & Code

Division	Case Type Description	Code	Summary	Change	% Change	Absolute Change
<b>Criminal</b>	Misdemeanor	M	168	▲	+61.5%	+64
	Felony	F	143	▼	-18.3%	-32
	Capias	CA	43	▲	+16.2%	+6
	Show Cause	SC	20	▼	-9.1%	-2
	Civil Violation	CV	13	▼	-7.1%	-1
	<b>Total</b>			<b>387</b>	<b>▲</b>	<b>9.9%</b>
<b>Traffic</b>	Infraction	I	10,445	▲	+3.2%	+325
	Misdemeanor	M	5,157	▲	+18.7%	+814
	Capias	CA	43	▲	+152.9%	+26
	Felony	F	9	▲	+28.6%	+2
	Show Cause	SC	3	▼	-50.0%	-3
	Civil Violation	CV	2	▲	+100.0%	+1
	<b>Total</b>			<b>15,659</b>	<b>▲</b>	<b>8.0%</b>
<b>Civil</b>	Interrogatory	IN	595	▲	+10.4%	+56
	Warrant in Debt	WD	230	▼	-9.1%	-23
	Garnishment	GA	189	▼	-23.5%	-58
	Unlawful Detainer	UD	82	▼	-11.8%	-11
	Other	OT	29	▲	+190.0%	+19
	Admin License	AL	10	▲	+66.7%	+4
	Preliminary Protective Order	PP	10	▼	-16.7%	-2
	Show Cause	SC	10	▼	-9.1%	-1
	Bond Forfeiture	BF	4	▲	+300.0%	+3
	Protective Order	PO	4	↔		-
	Detinue	DT	3	▼	-25.0%	-1
	Overweight	OC	3	▲	-	+3
	Capias	CA	2	▲	+100.0%	+1
	Impoundment	IM	1	▼	-50.0%	-1
	Motion for Judgment	MJ	1	▼	-66.7%	-2
	Petition-Restore Arms	PR	1	↔		-
	Abstract	AJ	0	▼	-100.0%	-8
<b>Total</b>			<b>1,174</b>	<b>▼</b>	<b>-1.8%</b>	<b>-21</b>
<b>Civil Commitments</b>	Mental Commitment	MC	30	▲	+87.5%	+14
	Temporary Detention Order	TD	25	▼	-7.4%	-2
	Emergency Custody Order	EC	16	▼	-5.9%	-1
<b>Total</b>			<b>71</b>	<b>▲</b>	<b>18.3%</b>	<b>+11</b>
<b>GRAND TOTAL</b>			<b>17,291</b>	<b>▲</b>	<b>7.4%</b>	<b>+1,190</b>

Filings by Major Case Category\*\*

Category	Summary	Change	% Change	Absolute Change
Felony	152	▲	-16.5%	-30
Garnishment	784	▼	-0.3%	-2
General Civil	236	▼	-10.3%	-27
Infraction/Civil Violation	10,463	▲	+3.2%	+328
Landlord /Tenant	82	▼	-11.8%	-11
Misdemeanor	5,325	▲	+19.7%	+878
Other	235	▲	+31.3%	+56
Protective Orders	14	▼	-12.5%	-2

\* Compared to same time period as previous year

\*\* Case Type Categories are defined in the 2017 Virginia Judicial Workload Assessment

**CPSS - GCMS CASELOAD STATISTICS OF THE GENERAL DISTRICT COURTS**  
January 2023 thru December 2023 Filings (Compared to January 2022 thru December 2022)

---



<i><b>GRAND TOTAL</b></i>	<b>17,291</b>	▲	7.4%	+1,190
---------------------------	---------------	---	------	--------

---

\* Compared to same time period as previous year

\*\* Case Type Categories are defined in the 2017 Virginia Judicial Workload Assessment  
Source: SCV-SQL-Information



2023 Overall GRAND TOTAL		Distribution of Caseload			Change*		Percentage (%) of Caseload		
<b>17,328</b>	+3,542	<b>Criminal</b>	1,315	8%	-1.0% ▼	-13	<b>Criminal</b>	2022	2023
		<b>Traffic</b>	12,439	72%	39.6% ▲	+3,528	<b>Traffic</b>	9.6%	7.6%
		<b>Civil</b>	3,001	17%	0.6% ▲	+18	<b>Civil</b>	64.6%	71.8%
		<b>Civil Commitments</b>	573	3%	1.6% ▲	+9	<b>Civil Commitments</b>	21.6%	17.3%
		<b>GRAND TOTAL</b>	<b>17,328</b>	100%	25.7% ▲	+3,542	<b>GRAND TOTAL</b>	4.1%	3.3%
							<b>GRAND TOTAL</b>	100%	100%

Filings by Division & Code

Division	Case Type Description	Code	Summary	Change	% Change	Absolute Change
<b>Criminal</b>	Misdemeanor	M	638	▼	-8.7%	-61
	Felony	F	454	▲	+9.4%	+39
	Capias	CA	157	▲	+24.6%	+31
	Show Cause	SC	48	▼	-26.2%	-17
	Civil Violation	CV	18	▼	-21.7%	-5
	<b>Total</b>			<b>1,315</b>	▼	<b>-1.0%</b>
<b>Traffic</b>	Infraction	I	10,099	▲	+62.9%	+3,898
	Misdemeanor	M	2,203	▼	-7.1%	-169
	Capias	CA	82	▼	-57.7%	-112
	Show Cause	SC	35	▼	-70.6%	-84
	Felony	F	19	▼	-9.5%	-2
	Civil Violation	CV	1	▲	-	+1
	Motion	MO	0	▼	-100.0%	-3
	Restricted Operators License	RL	0	▼	-100.0%	-1
	<b>Total</b>			<b>12,439</b>	▲	<b>39.6%</b>
<b>Civil</b>	Garnishment	GA	1,016	▲	+0.1%	+1
	Unlawful Detainer	UD	851	▲	+2.3%	+19
	Warrant in Debt	WD	817	▼	-3.1%	-26
	Preliminary Protective Order	PP	70	▲	+11.1%	+7
	Other	OT	51	▼	+13.3%	+6
	Show Cause	SC	44	▲	+2.3%	+1
	Detinue	DT	36	▲	+50.0%	+12
	Protective Order	PO	36	▼	-7.7%	-3
	Admin License	AL	22	▲	+57.1%	+8
	Motion for Judgment	MJ	20	▼	-4.8%	-1
	Abstract	AJ	12	▼	-25.0%	-4
	Interrogatory	IN	5	▼	-28.6%	-2
	Petition-Restore Arms	PR	5	▲	+150.0%	+3
	Tenants Assertion	TA	5	▼	-37.5%	-3
	Bond Forfeiture	BF	4	▼	-33.3%	-2
	Interrogatory-Not	IC	3	▲	+50.0%	+1
	Capias	CA	2	▲	+100.0%	+1
	Counter Claim	CC	1	▼	-50.0%	-1
	Restricted Operators License	RL	1	▲	-	+1
<b>Total</b>			<b>3,001</b>	▲	<b>0.6%</b>	<b>+18</b>
<b>Civil Commitments</b>	Mental Commitment	MC	352	▲	+3.8%	+13
	Temporary Detention Order	TD	87	↔	-	-
	Emergency Custody Order	EC	84	▼	-8.7%	-8
	Other	OT	44	▲	+2.3%	+1
	Medical Emergency Temporary Detention Order	MT	5	▲	+66.7%	+2
	Medical Emergency Custody Order	ME	1	▲	-	+1
<b>Total</b>			<b>573</b>	▲	<b>1.6%</b>	<b>+9</b>
<b>GRAND TOTAL</b>			<b>17,328</b>	▲	25.7%	+3,542

Filings by Major Case Category\*\*

Category	Summary	Change	% Change	Absolute Change
Felony	473	▼	+8.5%	+37
Garnishment	1,021	▼	-0.1%	-1

\* Compared to same time period as previous year



\*\* Case Type Categories are defined in the 2017 Virginia Judicial Workload Assessment

**CPSS - GCMS CASELOAD STATISTICS OF THE GENERAL DISTRICT COURTS**  
 January 2023 thru December 2023 Filings (Compared to January 2022 thru December 2022)

General Civil	879	▲	-1.8%	-16
Infraction/Civil Violation	10,118	▲	+62.6%	+3,894
Involuntary Civil Commitments	44	▲	+2.3%	+1
Landlord /Tenant	856	▼	+1.9%	+16
Misdemeanor	2,842	▲	-7.5%	-230
Other	989	▲	-14.1%	-163
Protective Orders	106	▲	+3.9%	+4
<b>GRAND TOTAL</b>	<b>17,328</b>	▲	25.7%	+3,542

\* Compared to same time period as previous year

\*\* Case Type Categories are defined in the 2017 Virginia Judicial Workload Assessment  
 Source: SCV-SQL-Information

2023 Overall GRAND TOTAL		Distribution of Caseload			Change*		Percentage (%) of Caseload		
<b>12,969</b>	+379	<b>Criminal</b>	1,375	11%	13.7% ▲	+166	<b>Criminal</b>	2022 9.6%	2023 10.6%
		<b>Traffic</b>	8,722	67%	-2.5% ▼	-220	<b>Traffic</b>	71.0%	67.3%
2023 		<b>Civil</b>	2,862	22%	17.4% ▲	+424	<b>Civil</b>	19.4%	22.1%
2022 		<b>Civil Commitments</b>	10	0%	900.0% ▲	+9	<b>Civil Commitments</b>	0.0%	0.1%
		<b>GRAND TOTAL</b>	<b>12,969</b>	100%	3.0% ▲	+379	<b>GRAND TOTAL</b>	100%	100%

Filings by Division & Code

Division	Case Type Description	Code	Summary	Change	% Change	Absolute Change
<b>Criminal</b>	Misdemeanor	M	700	▲	+22.6%	+129
	Felony	F	465	▲	+14.5%	+59
	Capias	CA	147	▲	+0.7%	+1
	Show Cause	SC	46	▼	-19.3%	-11
	Civil Violation	CV	16	▼	-23.8%	-5
	Restricted Operators License	RL	1	▲	-	+1
	Motion	MO	0	▼	-100.0%	-8
	<b>Total</b>			<b>1,375</b>	<b>▲</b>	<b>13.7%</b>
<b>Traffic</b>	Infraction	I	6,985	▲	+3.2%	+218
	Misdemeanor	M	1,597	▼	-12.4%	-226
	Capias	CA	102	▼	-51.2%	-107
	Show Cause	SC	21	▼	-80.9%	-89
	Felony	F	8	▼	-70.4%	-19
	Civil Violation	CV	3	▼	-25.0%	-1
	Motion	MO	3	▲	+50.0%	+1
	Restricted Operators License	RL	3	▲	-	+3
<b>Total</b>			<b>8,722</b>	<b>▼</b>	<b>-2.5%</b>	<b>-220</b>
<b>Civil</b>	Warrant in Debt	WD	1,002	▲	+9.7%	+89
	Garnishment	GA	918	▲	+7.6%	+65
	Unlawful Detainer	UD	584	▲	+17.0%	+85
	Other	OT	89	▲	+178.1%	+57
	Preliminary Protective Order	PP	63	▲	+270.6%	+46
	Protective Order	PO	56	▲	+522.2%	+47
	Show Cause	SC	45	▲	+40.6%	+13
	Admin License	AL	23	▲	+283.3%	+17
	Impoundment	IM	19	▲	+137.5%	+11
	Motion for Judgment	MJ	16	▲	+60.0%	+6
	Abstract	AJ	14	▲	+100.0%	+7
	Interrogatory	IN	11	▼	-21.4%	-3
	Overweight	OC	10	▼	-16.7%	-2
	Restricted Operators License	RL	6	▲	+50.0%	+2
	Tenants Assertion	TA	3	▲	+50.0%	+1
	Detinue	DT	1	▼	-75.0%	-3
	Emergency Substantial Risk Order	SR	1	▲	-	+1
	Motor Carrier	MC	1	▲	-	+1
	Bond Forfeiture	BF	0	▼	-100.0%	-9
	Counter Claim	CC	0	▼	-100.0%	-1
Petition-Restore Arms	PR	0	▼	-100.0%	-6	
<b>Total</b>			<b>2,862</b>	<b>▲</b>	<b>17.4%</b>	<b>+424</b>
<b>Civil Commitments</b>	Temporary Detention Order	TD	10	▲	+900.0%	+9
<b>Total</b>			<b>10</b>	<b>▲</b>	<b>900.0%</b>	<b>+9</b>
<b>GRAND TOTAL</b>			<b>12,969</b>	<b>▲</b>	<b>3.0%</b>	<b>+379</b>

Filings by Major Case Category\*\*

Category	Summary	Change	% Change	Absolute Change
Felony	473	▼	+9.2%	+40
Garnishment	929	▼	+7.2%	+62
General Civil	1,030	▼	+9.0%	+85

\* Compared to same time period as previous year



\*\* Case Type Categories are defined in the 2017 Virginia Judicial Workload Assessment

**CPSS - GCMS CASELOAD STATISTICS OF THE GENERAL DISTRICT COURTS**  
 January 2023 thru December 2023 Filings (Compared to January 2022 thru December 2022)

Infraction/Civil Violation	7,015	▲	+3.1%	+211
Landlord /Tenant	587	▲	+17.2%	+86
Misdemeanor	2,307	▲	-3.8%	-91
New to Workload Study	1	▲	-	+1
Other	508	▲	-17.5%	-108
Protective Orders	119	▲	+357.7%	+93
<b>GRAND TOTAL</b>	<b>12,969</b>	▲	3.0%	+379

\* Compared to same time period as previous year

\*\* Case Type Categories are defined in the 2017 Virginia Judicial Workload Assessment  
 Source: SCV-SQL-Information

2023 Overall GRAND TOTAL		Distribution of Caseload			Change*		Percentage (%) of Caseload		
<b>1,282</b>	-129	<b>Criminal</b>	156	12%	20.9% ▲	+27	<b>Criminal</b>	2022 9.1%	2023 12.2%
		<b>Traffic</b>	871	68%	-14.0% ▼	-142	<b>Traffic</b>	71.8%	67.9%
		<b>Civil</b>	248	19%	-3.1% ▼	-8	<b>Civil</b>	18.1%	19.3%
		<b>Civil Commitments</b>	7	1%	-46.2% ▼	-6	<b>Civil Commitments</b>	0.9%	0.5%
		<b>GRAND TOTAL</b>	<b>1,282</b>	100%	-9.1% ▼	-129	<b>GRAND TOTAL</b>	100%	100%

Filings by Division & Code

Division	Case Type Description	Code	Summary	Change	% Change	Absolute Change
<b>Criminal</b>	Misdemeanor	M	93	▲	+27.4%	+20
	Felony	F	45	▲	+40.6%	+13
	Show Cause	SC	8	▼	-20.0%	-2
	Civil Violation	CV	6	↔	-	-
	Capias	CA	4	▼	-50.0%	-4
	<b>Total</b>			<b>156</b>	<b>▲</b>	<b>20.9%</b>
<b>Traffic</b>	Infraction	I	721	▼	-18.6%	-165
	Misdemeanor	M	140	▲	+16.7%	+20
	Restricted Operators License	RL	7	▲	-	+7
	Capias	CA	1	▼	-66.7%	-2
	Felony	F	1	▲	-	+1
	Show Cause	SC	1	▼	-75.0%	-3
<b>Total</b>			<b>871</b>	<b>▼</b>	<b>-14.0%</b>	<b>-142</b>
<b>Civil</b>	Warrant in Debt	WD	107	▲	+7.0%	+7
	Garnishment	GA	85	▼	-10.5%	-10
	Unlawful Detainer	UD	17	▼	-48.5%	-16
	Other	OT	15	▼	+15.4%	+2
	Preliminary Protective Order	PP	12	▲	+200.0%	+8
	Protective Order	PO	7	▲	+600.0%	+6
	Admin License	AL	3	▼	-40.0%	-2
	Overweight	OC	1	▲	-	+1
	Show Cause	SC	1	▲	-	+1
	Abstract	AJ	0	▼	-100.0%	-2
	Impoundment	IM	0	▼	-100.0%	-1
	Motion for Judgment	MJ	0	▼	-100.0%	-1
	Tenants Assertion	TA	0	▼	-100.0%	-1
	<b>Total</b>			<b>248</b>	<b>▼</b>	<b>-3.1%</b>
<b>Civil Commitments</b>	Temporary Detention Order	TD	4	▼	-55.6%	-5
	Emergency Custody Order	EC	3	▼	-25.0%	-1
	<b>Total</b>			<b>7</b>	<b>▼</b>	<b>-46.2%</b>
<b>GRAND TOTAL</b>			<b>1,282</b>	<b>▼</b>	<b>-9.1%</b>	<b>-129</b>



Filings by Major Case Category\*\*

Category	Summary	Change	% Change	Absolute Change
Felony	46	▲	+43.8%	+14
Garnishment	85	▼	-10.5%	-10
General Civil	107	▼	+3.9%	+4
Infraction/Civil Violation	728	▲	-18.4%	-164
Landlord /Tenant	17	▼	-50.0%	-17
Misdemeanor	240	▲	+24.4%	+47
Other	40	▲	-29.8%	-17
Protective Orders	19	▲	+280.0%	+14
<b>GRAND TOTAL</b>	<b>1,282</b>	<b>▼</b>	<b>-9.1%</b>	<b>-129</b>

\* Compared to same time period as previous year

\*\* Case Type Categories are defined in the 2017 Virginia Judicial Workload Assessment

Source: SCV-SQL-Information

2023 Overall GRAND TOTAL		Distribution of Caseload			Change*		Percentage (%) of Caseload		
<b>14,045</b>	-436	<b>Criminal</b>	349	2%	8.4% ▲	+27	<b>Criminal</b>	2022 2.2%	2023 2.5%
		<b>Traffic</b>	13,041	93%	-3.6% ▼	-483	<b>Traffic</b>	93.4%	92.9%
2023 		<b>Civil</b>	628	4%	2.8% ▲	+17	<b>Civil</b>	4.2%	4.5%
2022 		<b>Civil Commitments</b>	27	0%	12.5% ▲	+3	<b>Civil Commitments</b>	0.2%	0.2%
		<b>GRAND TOTAL</b>	<b>14,045</b>	100%	-3.0% ▼	-436	<b>GRAND TOTAL</b>	100%	100%

Filings by Division & Code

Division	Case Type Description	Code	Summary	Change	% Change	Absolute Change
<b>Criminal</b>	Misdemeanor	M	179	▲	+19.3%	+29
	Felony	F	115	▼	-2.5%	-3
	Civil Violation	CV	22	▲	+10.0%	+2
	Capias	CA	20	▼	-9.1%	-2
	Show Cause	SC	13	▲	+8.3%	+1
	<b>Total</b>			<b>349</b>	<b>▲</b>	<b>8.4%</b>
<b>Traffic</b>	Infraction	I	9,443	▲	+1.4%	+132
	Misdemeanor	M	3,487	▼	-14.3%	-580
	Capias	CA	57	▼	-36.7%	-33
	Show Cause	SC	47	▲	+34.3%	+12
	Felony	F	7	▼	-53.3%	-8
	Civil Violation	CV	0	▼	-100.0%	-6
	<b>Total</b>			<b>13,041</b>	<b>▼</b>	<b>-3.6%</b>
<b>Civil</b>	Warrant in Debt	WD	268	▲	+1.5%	+4
	Garnishment	GA	229	▲	+7.5%	+16
	Unlawful Detainer	UD	49	▼	-45.6%	-41
	Admin License	AL	18	▲	+157.1%	+11
	Other	OT	14	▲	+133.3%	+8
	Preliminary Protective Order	PP	14	▲	+133.3%	+8
	Impoundment	IM	11	▲	+450.0%	+9
	Protective Order	PO	10	▲	+150.0%	+6
	Bond Forfeiture	BF	4	▲	+100.0%	+2
	Overweight	OC	4	↔		-
	Detinue	DT	2	▼	-33.3%	-1
	Capias	CA	1	▲	-	+1
	Mechanic's Lien	ML	1	▲	-	+1
	Motion for Judgment	MJ	1	▼	-75.0%	-3
	Show Cause	SC	1	▼	-75.0%	-3
	Tenants Assertion	TA	1	↔		-
	Interrogatory	IN	0	▼	-100.0%	-1
<b>Total</b>			<b>628</b>	<b>▲</b>	<b>2.8%</b>	<b>+17</b>
<b>Civil Commitments</b>	Temporary Detention Order	TD	20	▲	+5.3%	+1
	Emergency Custody Order	EC	6	▲	+50.0%	+2
	Medical Emergency Custody Order	ME	1	▲	-	+1
	Mental Commitment	MC	0	▼	-100.0%	-1
	<b>Total</b>			<b>27</b>	<b>▲</b>	<b>12.5%</b>
<b>GRAND TOTAL</b>			<b>14,045</b>	<b>▼</b>	<b>-3.0%</b>	<b>-436</b>

Filings by Major Case Category\*\*

Category	Summary	Change	% Change	Absolute Change
Felony	122	▼	-8.3%	-11
Garnishment	229	▼	+7.0%	+15
General Civil	276	▲	+1.8%	+5
Infraction/Civil Violation	9,469	▼	+1.4%	+128
Landlord /Tenant	50	▼	-45.1%	-41
Misdemeanor	3,666	▲	-13.1%	-551
Other	209	▲	+2.5%	+5

\* Compared to same time period as previous year



\*\* Case Type Categories are defined in the 2017 Virginia Judicial Workload Assessment

**CPSS - GCMS CASELOAD STATISTICS OF THE GENERAL DISTRICT COURTS**  
 January 2023 thru December 2023 Filings (Compared to January 2022 thru December 2022)

Protective Orders	24	▲	+140.0%	+14
<b>GRAND TOTAL</b>	<b>14,045</b>	▼	-3.0%	-436

\* Compared to same time period as previous year

\*\* Case Type Categories are defined in the 2017 Virginia Judicial Workload Assessment  
 Source: SCV-SQL-Information

2023 Overall GRAND TOTAL		Distribution of Caseload			Change*		Percentage (%) of Caseload		
<b>32,179</b>	+4,522	<b>Criminal</b>	5	0%	-81.5% ▼	-22	<b>Criminal</b>	2022	2023
2023 		<b>Civil</b>	31,245	97%	17.5% ▲	+4,658	<b>Civil</b>	0.1%	0.0%
2022 		<b>Civil Commitments</b>	929	3%	-10.9% ▼	-114	<b>Civil Commitments</b>	96.1%	97.1%
		<b>GRAND TOTAL</b>	<b>32,179</b>	100%	16.4% ▲	+4,522	<b>GRAND TOTAL</b>	100%	100%

Filings by Division & Code

Division	Case Type Description	Code	Summary	Change	% Change	Absolute Change
<b>Criminal</b>	Capias	CA	3	▼	-57.1%	-4
	Misdemeanor	M	1	▲	-	+1
	Show Cause	SC	1	▼	-95.0%	-19
	<b>Total</b>		<b>5</b>	▼	<b>-81.5%</b>	<b>-22</b>
<b>Civil</b>	Garnishment	GA	11,074	▼	-0.6%	-72
	Unlawful Detainer	UD	9,946	▲	+50.0%	+3,314
	Warrant in Debt	WD	6,431	▲	+24.4%	+1,263
	Other	OT	865	▲	+3.6%	+30
	Show Cause	SC	745	▲	+19.2%	+120
	Motion for Judgment	MJ	682	▼	-20.6%	-177
	Preliminary Protective Order	PP	438	▲	+4.5%	+19
	Protective Order	PO	308	▲	+0.3%	+1
	Interrogatory	IN	280	▲	+32.7%	+69
	Abstract	AJ	220	▼	-10.2%	-25
	Detinue	DT	205	▲	+133.0%	+117
	Tenants Assertion	TA	31	▲	+24.0%	+6
	Counter Claim	CC	12	↔	-	-
	Petition-Restore Arms	PR	3	↔	-	-
	Third Party Claim	TH	3	▲	+50.0%	+1
	Cross Claim	CR	1	↔	-	-
	Petition to Require Blood Test	BT	1	▼	-50.0%	-1
Mechanic's Lien	ML	0	▼	-100.0%	-7	
<b>Total</b>		<b>31,245</b>	▲	<b>17.5%</b>	<b>+4,658</b>	
<b>Civil Commitments</b>	Temporary Detention Order	TD	624	▼	-14.5%	-106
	Emergency Custody Order	EC	305	▼	-2.2%	-7
	Medical Emergency Temporary Detention Order	MT	0	▼	-100.0%	-1
	<b>Total</b>		<b>929</b>	▼	<b>-10.9%</b>	<b>-114</b>
<b>GRAND TOTAL</b>		<b>32,179</b>	▲	16.4%	+4,522	

Filings by Major Case Category\*\*



Category	Summary	Change	% Change	Absolute Change
Garnishment	11,354	▲	0.0%	-3
General Civil	7,336	▲	+19.5%	+1,198
Landlord /Tenant	9,977	▲	+49.9%	+3,320
Misdemeanor	1	▲	-	+1
Other	2,765	▼	-0.5%	-14
Protective Orders	746	▲	+2.8%	+20
<b>GRAND TOTAL</b>	<b>32,179</b>	▲	16.4%	+4,522

\* Compared to same time period as previous year

\*\* Case Type Categories are defined in the 2017 Virginia Judicial Workload Assessment

Source: SCV-SQL-Information



2023 Overall GRAND TOTAL		Distribution of Caseload			Change*		Percentage (%) of Caseload		
<b>9,800</b>	+1,098	<b>Criminal</b>	9,390	96%	12.8% ▲	+1,069	<b>Criminal</b>	2022	2023
		<b>Traffic</b>	393	4%	22.0% ▲	+71	<b>Traffic</b>	95.6%	95.8%
2023 		<b>Civil</b>	17	0%	-71.2% ▼	-42	<b>Civil</b>	3.7%	4.0%
2022 		<b>GRAND TOTAL</b>	<b>9,800</b>	100%	12.6% ▲	+1,098	<b>GRAND TOTAL</b>	0.7%	0.2%
							<b>GRAND TOTAL</b>	100%	100%

**Filings by Division & Code**



Division	Case Type Description	Code	Summary	Change	% Change	Absolute Change
<b>Criminal</b>	Misdemeanor	M	6,070	▲	+13.4%	+716
	Felony	F	2,846	▲	+11.3%	+289
	Civil Violation	CV	164	▲	+90.7%	+78
	Show Cause	SC	155	▼	-22.5%	-45
	Capias	CA	144	▲	+37.1%	+39
	Restricted Operators License	RL	10	↔		-
	Motion	MO	1	▼	-88.9%	-8
	<b>Total</b>			<b>9,390</b>	<b>▲</b>	<b>12.8%</b>
<b>Traffic</b>	Infraction	I	239	▲	+33.5%	+60
	Misdemeanor	M	133	▲	+5.6%	+7
	Felony	F	21	▲	+75.0%	+9
	Motion	MO	0	▼	-100.0%	-2
	Restricted Operators License	RL	0	▼	-100.0%	-1
	Show Cause	SC	0	▼	-100.0%	-2
	<b>Total</b>			<b>393</b>	<b>▲</b>	<b>22.0%</b>
<b>Civil</b>	Bond Forfeiture	BF	16	▼	-69.2%	-36
	Preliminary Protective Order	PP	1	▲	-	+1
	Admin License	AL	0	▼	-100.0%	-2
	Impoundment	IM	0	▼	-100.0%	-3
	Other	OT	0	▼	-100.0%	-1
	Show Cause	SC	0	▼	-100.0%	-1
	<b>Total</b>			<b>17</b>	<b>▼</b>	<b>-71.2%</b>
<b>GRAND TOTAL</b>			<b>9,800</b>	<b>▲</b>	<b>12.6%</b>	<b>+1,098</b>

**Filings by Major Case Category\*\***

Category	Summary	Change	% Change	Absolute Change
Felony	2,867	▲	+11.6%	+298
General Civil	0	▼	-100.0%	-1
Infraction/Civil Violation	403	▲	+52.1%	+138
Misdemeanor	6,213	▼	+13.1%	+722
Other	316	▼	-16.0%	-60
Protective Orders	1	▲	-	+1
<b>GRAND TOTAL</b>	<b>9,800</b>	<b>▲</b>	<b>12.6%</b>	<b>+1,098</b>

\* Compared to same time period as previous year

\*\* Case Type Categories are defined in the 2017 Virginia Judicial Workload Assessment

2023 Overall GRAND TOTAL		Distribution of Caseload			Change*		Percentage (%) of Caseload		
<b>19,573</b>	+3,957	<b>Criminal</b>	2,098	11%	30.3% ▲	+488	<b>Criminal</b>	2022	2023
		<b>Traffic</b>	16,805	86%	24.3% ▲	+3,286	<b>Traffic</b>	10.3%	10.7%
		<b>Civil</b>	670	3%	37.6% ▲	+183	<b>Civil</b>	86.6%	85.9%
		<b>GRAND TOTAL</b>	<b>19,573</b>	100%	25.3% ▲	+3,957	<b>GRAND TOTAL</b>	100%	100%

**Filings by Division & Code**



Division	Case Type Description	Code	Summary	Change	% Change	Absolute Change
<b>Criminal</b>	Misdemeanor	M	1,539	▲	+34.6%	+396
	Civil Violation	CV	270	▲	+76.5%	+117
	Felony	F	161	▲	+27.8%	+35
	Show Cause	SC	90	▼	-35.7%	-50
	Capias	CA	24	▼	-29.4%	-10
	Restricted Operators License	RL	13	▲	+550.0%	+11
	Motion	MO	1	▼	-91.7%	-11
	<b>Total</b>			<b>2,098</b>	<b>▲</b>	<b>30.3%</b>
<b>Traffic</b>	Infraction	I	11,544	▲	+35.6%	+3,030
	Misdemeanor	M	4,449	▲	+10.7%	+430
	Other	O	641	▼	-22.8%	-189
	Felony	F	93	▲	+72.2%	+39
	Civil Violation	CV	52	▲	+1,200.0%	+48
	Show Cause	SC	15	▼	-83.1%	-74
	Capias	CA	9	▲	+12.5%	+1
	Restricted Operators License	RL	2	▲	+100.0%	+1
<b>Total</b>			<b>16,805</b>	<b>▲</b>	<b>24.3%</b>	<b>+3,286</b>
<b>Civil</b>	Admin License	AL	572	▲	+41.2%	+167
	Impoundment	IM	60	▲	+13.2%	+7
	Bond Forfeiture	BF	20	▲	+42.9%	+6
	Other	OT	18	▲	+28.6%	+4
	Garnishment	GA	0	▼	-100.0%	-1
<b>Total</b>			<b>670</b>	<b>▲</b>	<b>37.6%</b>	<b>+183</b>
<b>GRAND TOTAL</b>			<b>19,573</b>	<b>▲</b>	<b>25.3%</b>	<b>+3,957</b>

**Filings by Major Case Category\*\***

Category	Summary	Change	% Change	Absolute Change
Felony	254	▲	+41.1%	+74
Garnishment	0	▼	-100.0%	-1
General Civil	18	▲	+28.6%	+4
Infraction/Civil Violation	12,507	▲	+31.6%	+3,006
Misdemeanor	6,003	▲	+16.2%	+838
Other	791	▼	+4.8%	+36
<b>GRAND TOTAL</b>	<b>19,573</b>	<b>▲</b>	<b>25.3%</b>	<b>+3,957</b>

\* Compared to same time period as previous year

\*\* Case Type Categories are defined in the 2017 Virginia Judicial Workload Assessment

2023 Overall GRAND TOTAL		Distribution of Caseload			Change*		Percentage (%) of Caseload		
<b>43,999</b>	+7,924	<b>Criminal</b>	5,869	13%	6.6% ▲	+362	<b>Criminal</b>	2022	2023
		<b>Traffic</b>	13,282	30%	30.8% ▲	+3,129	<b>Traffic</b>	15.3%	13.3%
2023 		<b>Civil</b>	22,344	51%	23.8% ▲	+4,295	<b>Civil</b>	28.1%	30.2%
2022 		<b>Civil Commitments</b>	2,504	6%	5.8% ▲	+138	<b>Civil Commitments</b>	50.0%	50.8%
		<b>GRAND TOTAL</b>	<b>43,999</b>	100%	22.0% ▲	+7,924	<b>GRAND TOTAL</b>	6.6%	5.7%
							<b>GRAND TOTAL</b>	100%	100%

Filings by Division & Code

Division	Case Type Description	Code	Summary	Change	% Change	Absolute Change
<b>Criminal</b>	Misdemeanor	M	3,683	▲	+6.2%	+214
	Felony	F	1,347	▲	+3.0%	+39
	Show Cause	SC	356	▼	-16.2%	-69
	Capias	CA	317	▲	+96.9%	+156
	Civil Violation	CV	166	▲	+15.3%	+22
	<b>Total</b>			<b>5,869</b>	<b>▲</b>	<b>6.6%</b>
<b>Traffic</b>	Infraction	I	9,321	▲	+33.8%	+2,354
	Misdemeanor	M	3,773	▲	+23.0%	+705
	Felony	F	77	▲	+45.3%	+24
	Capias	CA	45	▲	+350.0%	+35
	Show Cause	SC	44	▲	+37.5%	+12
	Restricted Operators License	RL	20	▼	-13.0%	-3
	Civil Violation	CV	2	▲	-	+2
	<b>Total</b>			<b>13,282</b>	<b>▲</b>	<b>30.8%</b>
<b>Civil</b>	Warrant in Debt	WD	7,756	▲	+28.8%	+1,732
	Unlawful Detainer	UD	6,689	▲	+32.8%	+1,652
	Garnishment	GA	4,866	▲	+15.8%	+663
	Other	OT	587	▲	+16.5%	+83
	Preliminary Protective Order	PP	558	▲	+16.5%	+79
	Protective Order	PO	373	▲	+21.5%	+66
	Show Cause	SC	252	▼	-9.0%	-25
	Admin License	AL	239	▲	+5.3%	+12
	Bond Forfeiture	BF	209	▲	+129.7%	+118
	Abstract	AJ	190	▲	+23.4%	+36
	Interrogatory	IN	175	▲	+15.1%	+23
	Detinue	DT	174	▲	+28.9%	+39
	Motion for Judgment	MJ	164	▼	-57.2%	-219
	Tenants Assertion	TA	54	▲	+22.7%	+10
	Counter Claim	CC	36	▲	+176.9%	+23
	Capias	CA	8	↔	-	-
	Impoundment	IM	7	▲	+250.0%	+5
	Petition-Restore Arms	PR	6	▼	-25.0%	-2
	Third Party Claim	TH	1	↔	-	-
<b>Total</b>			<b>22,344</b>	<b>▲</b>	<b>23.8%</b>	<b>+4,295</b>
<b>Civil Commitments</b>	Mental Commitment	MC	1,396	▲	+9.4%	+120
	Temporary Detention Order	TD	772	▼	-3.7%	-30
	Emergency Custody Order	EC	187	▲	+22.2%	+34
	Other	OT	106	▲	+1.0%	+1
	Medical Emergency Temporary Detention Order	MT	42	▲	+68.0%	+17
	Medical Emergency Custody Order	ME	1	▼	-80.0%	-4
<b>Total</b>			<b>2,504</b>	<b>▲</b>	<b>5.8%</b>	<b>+138</b>
<b>GRAND TOTAL</b>			<b>43,999</b>	<b>▲</b>	<b>22.0%</b>	<b>+7,924</b>

Filings by Major Case Category\*\*

Category	Summary	Change	% Change	Absolute Change
Felony	1,424	▲	+4.6%	+63
Garnishment	5,041	▲	+15.8%	+686
General Civil	8,206	▼	+23.2%	+1,544

\* Compared to same time period as previous year

\*\* Case Type Categories are defined in the 2017 Virginia Judicial Workload Assessment



Source: SCV-SQL-Information

**CPSS - GCMS CASELOAD STATISTICS OF THE GENERAL DISTRICT COURTS**  
 January 2023 thru December 2023 Filings (Compared to January 2022 thru December 2022)

Infraction/Civil Violation	9,489	▲	+33.4%	+2,378
Involuntary Civil Commitments	106	▲	+1.0%	+1
Landlord /Tenant	6,743	▲	+32.7%	+1,662
Misdemeanor	7,476	▲	+14.0%	+916
Other	4,583	▲	+13.0%	+529
Protective Orders	931	▲	+18.4%	+145
<b>GRAND TOTAL</b>	<b>43,999</b>	▲	22.0%	+7,924

\* Compared to same time period as previous year

\*\* Case Type Categories are defined in the 2017 Virginia Judicial Workload Assessment  
 Source: SCV-SQL-Information

2023 Overall GRAND TOTAL		Distribution of Caseload		Change*		Percentage (%) of Caseload			
<b>1,013</b>	+26	<b>Criminal</b>	175	17%	-20.8% ▼	-46	<b>Criminal</b>	2022: 22.4%	2023: 17.3%
		<b>Traffic</b>	534	53%	6.4% ▲	+32	<b>Traffic</b>	50.9%	52.7%
2023 		<b>Civil</b>	303	30%	16.5% ▲	+43	<b>Civil</b>	26.3%	29.9%
2022 		<b>Civil Commitments</b>	1	0%	-75.0% ▼	-3	<b>Civil Commitments</b>	0.4%	0.1%
<b>GRAND TOTAL</b>		<b>GRAND TOTAL</b>	<b>1,013</b>	100%	2.6% ▲	+26	<b>GRAND TOTAL</b>	100%	100%

Filings by Division & Code



Division	Case Type Description	Code	Summary	Change	% Change	Absolute Change
<b>Criminal</b>	Misdemeanor	M	132	▼	-29.0%	-54
	Capias	CA	19	▲	+137.5%	+11
	Felony	F	18	▼	-10.0%	-2
	Civil Violation	CV	4	↔	-	-
	Show Cause	SC	2	▼	-33.3%	-1
	<b>Total</b>			<b>175</b>	▼	<b>-20.8%</b>
<b>Traffic</b>	Infraction	I	406	▼	-1.0%	-4
	Misdemeanor	M	110	▲	+41.0%	+32
	Capias	CA	8	▲	+60.0%	+3
	Show Cause	SC	6	▲	+50.0%	+2
	Felony	F	2	▼	-60.0%	-3
	Restricted Operators License	RL	2	▲	-	+2
	<b>Total</b>			<b>534</b>	▲	<b>6.4%</b>
<b>Civil</b>	Warrant in Debt	WD	128	▲	+39.1%	+36
	Garnishment	GA	98	▼	-11.7%	-13
	Unlawful Detainer	UD	23	▲	+43.8%	+7
	Other	OT	15	▲	+50.0%	+5
	Preliminary Protective Order	PP	13	▲	+18.2%	+2
	Protective Order	PO	13	↔	-	-
	Counter Claim	CC	3	▲	-	+3
	Bond Forfeiture	BF	2	▲	+100.0%	+1
	Detinue	DT	2	▲	+100.0%	+1
	Tenants Assertion	TA	2	▲	-	+2
	Abstract	AJ	1	▲	-	+1
	Admin License	AL	1	▼	-66.7%	-2
	Interrogatory	IN	1	▼	-50.0%	-1
	Show Cause	SC	1	▲	-	+1
<b>Total</b>			<b>303</b>	▲	<b>16.5%</b>	<b>+43</b>
<b>Civil Commitments</b>	Temporary Detention Order	TD	1	↔	-	-
	Emergency Custody Order	EC	0	▼	-100.0%	-3
	<b>Total</b>			<b>1</b>	▼	<b>-75.0%</b>
<b>GRAND TOTAL</b>			<b>1,013</b>	▲	2.6%	+26

Filings by Major Case Category\*\*

Category	Summary	Change	% Change	Absolute Change	
Felony	20	▼	-20.0%	-5	
Garnishment	99	▼	-12.4%	-14	
General Civil	131	▲	+40.9%	+38	
Infraction/Civil Violation	410	▼	-1.0%	-4	
Landlord /Tenant	25	▲	+56.3%	+9	
Misdemeanor	244	▲	-7.6%	-20	
Other	58	▲	+52.6%	+20	
Protective Orders	26	▲	+8.3%	+2	
<b>GRAND TOTAL</b>		<b>1,013</b>	▲	2.6%	+26

\* Compared to same time period as previous year

\*\* Case Type Categories are defined in the 2017 Virginia Judicial Workload Assessment

2023 Overall GRAND TOTAL		Distribution of Caseload			Change*		Percentage (%) of Caseload		
<b>11,748</b>	+1,700	<b>Criminal</b>	1,745	15%	36.8% ▲	+469	<b>Criminal</b>	2022	2023
		<b>Traffic</b>	7,676	65%	8.8% ▲	+618	<b>Traffic</b>	70.2%	65.3%
2023 		<b>Civil</b>	2,233	19%	38.4% ▲	+619	<b>Civil</b>	16.1%	19.0%
2022 		<b>Civil Commitments</b>	94	1%	-6.0% ▼	-6	<b>Civil Commitments</b>	1.0%	0.8%
		<b>GRAND TOTAL</b>	<b>11,748</b>	100%	16.9% ▲	+1,700	<b>GRAND TOTAL</b>	100%	100%

Filings by Division & Code

Division	Case Type Description	Code	Summary	Change	% Change	Absolute Change
<b>Criminal</b>	Misdemeanor	M	1,078	▲	+40.2%	+309
	Felony	F	384	▲	+34.7%	+99
	Capias	CA	154	▲	+26.2%	+32
	Show Cause	SC	68	▲	+15.3%	+9
	Civil Violation	CV	61	▲	+48.8%	+20
	<b>Total</b>			<b>1,745</b>	<b>▲</b>	<b>36.8%</b>
<b>Traffic</b>	Infraction	I	6,785	▲	+7.1%	+451
	Misdemeanor	M	825	▲	+28.1%	+181
	Show Cause	SC	34	▲	+6.3%	+2
	Felony	F	14	▼	-12.5%	-2
	Capias	CA	13	▼	-50.0%	-13
	Restricted Operators License	RL	5	▼	-16.7%	-1
<b>Total</b>			<b>7,676</b>	<b>▲</b>	<b>8.8%</b>	<b>+618</b>
<b>Civil</b>	Warrant in Debt	WD	876	▲	+54.8%	+310
	Garnishment	GA	447	▲	+12.6%	+50
	Unlawful Detainer	UD	290	▲	+38.8%	+81
	Other	OT	146	▲	+40.4%	+42
	Admin License	AL	137	▲	+21.2%	+24
	Preliminary Protective Order	PP	94	▲	+54.1%	+33
	Impoundment	IM	83	▲	+45.6%	+26
	Protective Order	PO	47	▲	+27.0%	+10
	Detinue	DT	25	▲	+108.3%	+13
	Interrogatory	IN	25	▲	+150.0%	+15
	Bond Forfeiture	BF	15	▲	+87.5%	+7
	Abstract	AJ	14	▲	+100.0%	+7
	Motion for Judgment	MJ	14	▲	+16.7%	+2
	Show Cause	SC	9	▼	-40.0%	-6
	Counter Claim	CC	4	▲	+33.3%	+1
	Overweight	OC	3	▲	+200.0%	+2
	Tenants Assertion	TA	3	▲	+50.0%	+1
Petition-Restore Arms	PR	1	▲	-	+1	
<b>Total</b>			<b>2,233</b>	<b>▲</b>	<b>38.4%</b>	<b>+619</b>
<b>Civil Commitments</b>	Temporary Detention Order	TD	55	▼	-24.7%	-18
	Emergency Custody Order	EC	37	▲	+42.3%	+11
	Medical Emergency Temporary Detention Order	MT	1	▲	-	+1
	Mental Commitment	MC	1	↔	-	-
<b>Total</b>			<b>94</b>	<b>▼</b>	<b>-6.0%</b>	<b>-6</b>
<b>GRAND TOTAL</b>			<b>11,748</b>	<b>▲</b>	<b>16.9%</b>	<b>+1,700</b>

Filings by Major Case Category\*\*

Category	Summary	Change	% Change	Absolute Change
Felony	398	▲	+32.2%	+97
Garnishment	472	▲	+16.0%	+65
General Civil	927	▲	+56.6%	+335
Infraction/Civil Violation	6,849	▲	+7.4%	+473
Landlord /Tenant	293	▲	+38.9%	+82
Misdemeanor	1,908	▲	+34.5%	+489
Other	760	▲	+18.0%	+116

\* Compared to same time period as previous year


\*\* Case Type Categories are defined in the 2017 Virginia Judicial Workload Assessment

**CPSS - GCMS CASELOAD STATISTICS OF THE GENERAL DISTRICT COURTS**  
 January 2023 thru December 2023 Filings (Compared to January 2022 thru December 2022)

Protective Orders	141	▲	+43.9%	+43
<b>GRAND TOTAL</b>	<b>11,748</b>	▲	16.9%	+1,700

\* Compared to same time period as previous year

\*\* Case Type Categories are defined in the 2017 Virginia Judicial Workload Assessment  
 Source: SCV-SQL-Information

2023 Overall GRAND TOTAL		Distribution of Caseload			Change*		Percentage (%) of Caseload			
<b>4,527</b>	-1,184	<b>Criminal</b>	342	8%	-14.9%	▼	-60	<b>Criminal</b>	2022 7.0%	2023 7.6%
		<b>Traffic</b>	3,866	85%	-22.9%	▼	-1,151	<b>Traffic</b>	87.8%	85.4%
2023		<b>Civil</b>	307	7%	8.5%	▲	+24	<b>Civil</b>	5.0%	6.8%
2022		<b>Civil Commitments</b>	12	0%	33.3%	▲	+3	<b>Civil Commitments</b>	0.2%	0.3%
		<b>GRAND TOTAL</b>	<b>4,527</b>	100%	-20.7%	▼	-1,184	<b>GRAND TOTAL</b>	100%	100%

Filings by Division & Code

Division	Case Type Description	Code	Summary	Change	% Change	Absolute Change
<b>Criminal</b>	Misdemeanor	M	234	▼	-17.9%	-51
	Felony	F	51	▼	-19.0%	-12
	Capias	CA	27	▲	+28.6%	+6
	Show Cause	SC	24	▲	+33.3%	+6
	Civil Violation	CV	6	▼	-60.0%	-9
	<b>Total</b>			<b>342</b>	▼	<b>-14.9%</b>
<b>Traffic</b>	Infraction	I	3,417	▼	-21.8%	-955
	Misdemeanor	M	437	▼	-30.9%	-195
	Capias	CA	4	▼	-33.3%	-2
	Show Cause	SC	4	↔		-
	Restricted Operators License	RL	3	▲	+200.0%	+2
	Civil Violation	CV	1	▼	-50.0%	-1
	<b>Total</b>			<b>3,866</b>	▼	<b>-22.9%</b>
<b>Civil</b>	Warrant in Debt	WD	131	▲	+39.4%	+37
	Garnishment	GA	80	▼	-2.4%	-2
	Other	OT	28	▲	-12.5%	-4
	Unlawful Detainer	UD	21	▼	-12.5%	-3
	Protective Order	PO	13	▲	+116.7%	+7
	Preliminary Protective Order	PP	11	▼	-15.4%	-2
	Admin License	AL	9	▼	-57.1%	-12
	Impoundment	IM	6	▲	+50.0%	+2
	Abstract	AJ	2	▲	-	+2
	Detinue	DT	2	↔		-
	Petition-Restore Arms	PR	2	▲	-	+2
	Counter Claim	CC	1	↔		-
	Interrogatory	IN	1	▼	-50.0%	-1
	Bond Forfeiture	BF	0	▼	-100.0%	-2
	<b>Total</b>			<b>307</b>	▲	<b>8.5%</b>
<b>Civil Commitments</b>	Temporary Detention Order	TD	11	▲	+57.1%	+4
	Emergency Custody Order	EC	1	▼	-50.0%	-1
	<b>Total</b>			<b>12</b>	▲	<b>33.3%</b>
<b>GRAND TOTAL</b>			<b>4,527</b>	▼	-20.7%	-1,184

Filings by Major Case Category\*\*

Category	Summary	Change	% Change	Absolute Change
Felony	51	▼	-19.0%	-12
Garnishment	81	▼	-3.6%	-3
General Civil	139	▲	+41.8%	+41
Infraction/Civil Violation	3,424	▼	-22.0%	-965
Landlord /Tenant	21	▼	-12.5%	-3
Misdemeanor	674	▲	-26.6%	-244
Other	113	▲	-2.6%	-3
Protective Orders	24	▲	+26.3%	+5
<b>GRAND TOTAL</b>	<b>4,527</b>	▼	-20.7%	-1,184

\* Compared to same time period as previous year

\*\* Case Type Categories are defined in the 2017 Virginia Judicial Workload Assessment  
 Source: SCV-SQL-Information



2023 Overall GRAND TOTAL		Distribution of Caseload			Change*		Percentage (%) of Caseload		
<b>4,928</b>	+892	<b>Criminal</b>	440	9%	5.0% ▲	+21	<b>Criminal</b>	2022	2023
		<b>Traffic</b>	3,724	76%	26.8% ▲	+788	<b>Traffic</b>	10.4%	8.9%
2023		<b>Civil</b>	749	15%	13.3% ▲	+88	<b>Civil</b>	72.7%	75.6%
2022		<b>Civil Commitments</b>	15	0%	-25.0% ▼	-5	<b>Civil Commitments</b>	16.4%	15.2%
		<b>GRAND TOTAL</b>	<b>4,928</b>	100%	22.1% ▲	+892	<b>GRAND TOTAL</b>	0.5%	0.3%
							<b>GRAND TOTAL</b>	100%	100%

**Filings by Division & Code**

Division	Case Type Description	Code	Summary	Change	% Change	Absolute Change
<b>Criminal</b>	Misdemeanor	M	294	▲	+10.5%	+28
	Felony	F	77	▼	-1.3%	-1
	Capias	CA	33	▲	+3.1%	+1
	Show Cause	SC	20	▼	-16.7%	-4
	Civil Violation	CV	15	▼	-16.7%	-3
	Restricted Operators License	RL	1	↔	-	-
	<b>Total</b>			<b>440</b>	<b>▲</b>	<b>5.0%</b>
<b>Traffic</b>	Infraction	I	3,201	▲	+27.1%	+683
	Misdemeanor	M	487	▲	+19.4%	+79
	Capias	CA	19	▲	+850.0%	+17
	Civil Violation	CV	7	▲	-	+7
	Show Cause	SC	6	▼	-25.0%	-2
	Felony	F	3	▲	-	+3
	Restricted Operators License	RL	1	▲	-	+1
<b>Total</b>			<b>3,724</b>	<b>▲</b>	<b>26.8%</b>	<b>+788</b>
<b>Civil</b>	Warrant in Debt	WD	322	▲	+6.3%	+19
	Garnishment	GA	188	▲	+6.8%	+12
	Unlawful Detainer	UD	102	▲	+88.9%	+48
	Other	OT	54	▲	+42.1%	+16
	Preliminary Protective Order	PP	24	▲	+60.0%	+9
	Admin License	AL	19	▼	-44.1%	-15
	Protective Order	PO	17	▲	+54.5%	+6
	Impoundment	IM	11	▲	+10.0%	+1
	Detinue	DT	4	▲	+100.0%	+2
	Abstract	AJ	3	▼	-25.0%	-1
	Interrogatory	IN	3	▼	-57.1%	-4
	Bond Forfeiture	BF	1	▼	-50.0%	-1
	Counter Claim	CC	1	▼	-50.0%	-1
	Interrogatory-Not	IC	0	▼	-100.0%	-1
	Petition-Restore Arms	PR	0	▼	-100.0%	-1
Show Cause	SC	0	▼	-100.0%	-1	
<b>Total</b>			<b>749</b>	<b>▲</b>	<b>13.3%</b>	<b>+88</b>
<b>Civil Commitments</b>	Emergency Custody Order	EC	8	▲	+60.0%	+3
	Temporary Detention Order	TD	7	▼	-46.2%	-6
	Mental Commitment	MC	0	▼	-100.0%	-1
	Other	OT	0	▼	-100.0%	-1
<b>Total</b>			<b>15</b>	<b>▼</b>	<b>-25.0%</b>	<b>-5</b>
<b>GRAND TOTAL</b>			<b>4,928</b>	<b>▲</b>	<b>22.1%</b>	<b>+892</b>

**Filings by Major Case Category\*\***

Category	Summary	Change	% Change	Absolute Change
Felony	80	▲	+2.6%	+2
Garnishment	191	▼	+4.4%	+8
General Civil	335	▲	+8.1%	+25
Infraction/Civil Violation	3,223	▲	+27.1%	+687
Involuntary Civil Commitments	0	▼	-100.0%	-1
Landlord /Tenant	102	▲	+88.9%	+48
Misdemeanor	783	▲	+16.0%	+108

\* Compared to same time period as previous year



\*\* Case Type Categories are defined in the 2017 Virginia Judicial Workload Assessment

**CPSS - GCMS CASELOAD STATISTICS OF THE GENERAL DISTRICT COURTS**  
 January 2023 thru December 2023 Filings (Compared to January 2022 thru December 2022)

Other	173	▲		0
Protective Orders	41	▲	+57.7%	+15
<b>GRAND TOTAL</b>	<b>4,928</b>	▲	22.1%	+892

\* Compared to same time period as previous year

\*\* Case Type Categories are defined in the 2017 Virginia Judicial Workload Assessment  
 Source: SCV-SQL-Information

2023 Overall GRAND TOTAL		Distribution of Caseload			Change*		Percentage (%) of Caseload		
<b>1,836</b>	-325	<b>Criminal</b>	246	13%	30.2% ▲	+57	<b>Criminal</b>	2022 8.7%	2023 13.4%
		<b>Traffic</b>	1,312	71%	-24.8% ▼	-432	<b>Traffic</b>	80.7%	71.5%
		<b>Civil</b>	261	14%	22.0% ▲	+47	<b>Civil</b>	9.9%	14.2%
		<b>Civil Commitments</b>	17	1%	21.4% ▲	+3	<b>Civil Commitments</b>	0.6%	0.9%
		<b>GRAND TOTAL</b>	<b>1,836</b>	100%	-15.0% ▼	-325	<b>GRAND TOTAL</b>	100%	100%

Filings by Division & Code

Division	Case Type Description	Code	Summary	Change	% Change	Absolute Change
<b>Criminal</b>	Misdemeanor	M	185	▲	+40.2%	+53
	Felony	F	35	▲	+45.8%	+11
	Show Cause	SC	11	▲	+37.5%	+3
	Capias	CA	8	▼	-20.0%	-2
	Civil Violation	CV	7	▼	-53.3%	-8
	<b>Total</b>			<b>246</b>	<b>▲</b>	<b>30.2%</b>
<b>Traffic</b>	Infraction	I	1,078	▼	-28.1%	-421
	Misdemeanor	M	221	▼	-3.9%	-9
	Show Cause	SC	5	▼	-28.6%	-2
	Capias	CA	3	▼	-57.1%	-4
	Felony	F	2	▲	+100.0%	+1
	Restricted Operators License	RL	2	▲	-	+2
	Civil Violation	CV	1	▲	-	+1
	<b>Total</b>			<b>1,312</b>	<b>▼</b>	<b>-24.8%</b>
<b>Civil</b>	Warrant in Debt	WD	107	▲	+44.6%	+33
	Garnishment	GA	59	▲	+22.9%	+11
	Unlawful Detainer	UD	40	▲	+48.1%	+13
	Other	OT	14	▲	-36.4%	-8
	Admin License	AL	10	▲	+11.1%	+1
	Preliminary Protective Order	PP	6	▼	-40.0%	-4
	Interrogatory	IN	5	▼	-28.6%	-2
	Impoundment	IM	4	↔	-	-
	Protective Order	PO	4	▼	-42.9%	-3
	Show Cause	SC	4	▲	-	+4
	Abstract	AJ	3	▲	+200.0%	+2
	Detinue	DT	3	▲	+200.0%	+2
	Counter Claim	CC	1	▼	-66.7%	-2
	Tenants Assertion	TA	1	↔	-	-
	<b>Total</b>			<b>261</b>	<b>▲</b>	<b>22.0%</b>
<b>Civil Commitments</b>	Temporary Detention Order	TD	9	▲	+28.6%	+2
	Emergency Custody Order	EC	8	▲	+14.3%	+1
	<b>Total</b>		<b>17</b>	<b>▲</b>	<b>21.4%</b>	<b>+3</b>
<b>GRAND TOTAL</b>			<b>1,836</b>	<b>▼</b>	<b>-15.0%</b>	<b>-325</b>



Filings by Major Case Category\*\*

Category	Summary	Change	% Change	Absolute Change
Felony	37	▲	+48.0%	+12
Garnishment	64	▼	+16.4%	+9
General Civil	112	▲	+47.4%	+36
Infraction/Civil Violation	1,086	▲	-28.3%	-428
Landlord /Tenant	41	▲	+46.4%	+13
Misdemeanor	408	▲	+12.7%	+46
Other	78	▲	-7.1%	-6
Protective Orders	10	▼	-41.2%	-7
<b>GRAND TOTAL</b>		<b>1,836</b>	<b>▼</b>	<b>-15.0%</b>

\* Compared to same time period as previous year

\*\* Case Type Categories are defined in the 2017 Virginia Judicial Workload Assessment

Source: SCV-SQL-Information

2023 Overall GRAND TOTAL		Distribution of Caseload			Change*		Percentage (%) of Caseload		
<b>1,882</b>	+367	<b>Criminal</b>	318	17%	-14.7% ▼	-55	<b>Criminal</b>	2022	2023
		<b>Traffic</b>	1,185	63%	35.9% ▲	+313	<b>Traffic</b>	24.6%	16.9%
		<b>Civil</b>	353	19%	40.1% ▲	+101	<b>Civil</b>	57.6%	63.0%
		<b>Civil Commitments</b>	26	1%	44.4% ▲	+8	<b>Civil Commitments</b>	16.6%	18.8%
		<b>GRAND TOTAL</b>	<b>1,882</b>	100%	24.2% ▲	+367	<b>GRAND TOTAL</b>	100%	100%

Filings by Division & Code



Division	Case Type Description	Code	Summary	Change	% Change	Absolute Change
<b>Criminal</b>	Misdemeanor	M	216	▼	-19.1%	-51
	Felony	F	41	▼	-31.7%	-19
	Show Cause	SC	26	▲	+62.5%	+10
	Capias	CA	23	▼	-8.0%	-2
	Civil Violation	CV	12	▲	+140.0%	+7
	<b>Total</b>			<b>318</b>	▼	<b>-14.7%</b>
<b>Traffic</b>	Infraction	I	963	▲	+41.8%	+284
	Misdemeanor	M	210	▲	+11.7%	+22
	Felony	F	5	▲	+400.0%	+4
	Show Cause	SC	4	▲	+33.3%	+1
	Capias	CA	2	▲	+100.0%	+1
	Restricted Operators License	RL	1	▲	-	+1
	<b>Total</b>			<b>1,185</b>	▲	<b>35.9%</b>
<b>Civil</b>	Warrant in Debt	WD	146	▲	+36.4%	+39
	Garnishment	GA	49	▲	+2.1%	+1
	Unlawful Detainer	UD	47	▲	+38.2%	+13
	Other	OT	44	▲	+144.4%	+26
	Preliminary Protective Order	PP	21	▲	+162.5%	+13
	Admin License	AL	18	↔	-	-
	Protective Order	PO	11	▲	+10.0%	+1
	Impoundment	IM	6	▲	+500.0%	+5
	Detinue	DT	5	▲	+66.7%	+2
	Abstract	AJ	2	↔	-	-
	Show Cause	SC	2	▲	-	+2
	Interrogatory	IN	1	↔	-	-
	Motion for Judgment	MJ	1	▲	-	+1
	Counter Claim	CC	0	▼	-100.0%	-1
	Tenants Assertion	TA	0	▼	-100.0%	-1
<b>Total</b>			<b>353</b>	▲	<b>40.1%</b>	<b>+101</b>
<b>Civil Commitments</b>	Temporary Detention Order	TD	21	▲	+61.5%	+8
	Emergency Custody Order	EC	5	↔	-	-
	<b>Total</b>		<b>26</b>	▲	<b>44.4%</b>	<b>+8</b>
<b>GRAND TOTAL</b>			<b>1,882</b>	▲	24.2%	+367

Filings by Major Case Category\*\*

Category	Summary	Change	% Change	Absolute Change
Felony	46	▲	-24.6%	-15
Garnishment	50	▲	+2.0%	+1
General Civil	156	▲	+40.5%	+45
Infraction/Civil Violation	975	▲	+42.5%	+291
Landlord /Tenant	47	▼	+34.3%	+12
Misdemeanor	427	▲	-6.2%	-28
Other	149	▲	+46.1%	+47
Protective Orders	32	▲	+77.8%	+14
<b>GRAND TOTAL</b>	<b>1,882</b>	▲	24.2%	+367

\* Compared to same time period as previous year

\*\* Case Type Categories are defined in the 2017 Virginia Judicial Workload Assessment

2023 Overall GRAND TOTAL		Distribution of Caseload			Change*		Percentage (%) of Caseload		
<b>12,612</b>	+1,063	<b>Criminal</b>	1,162	9%	28.5% ▲	+258	<b>Criminal</b>	2022 7.8%	2023 9.2%
2023 		<b>Traffic</b>	10,517	83%	7.7% ▲	+748	<b>Traffic</b>	84.6%	83.4%
2022 		<b>Civil</b>	917	7%	5.0% ▲	+44	<b>Civil</b>	7.6%	7.3%
		<b>Civil Commitments</b>	16	0%	433.3% ▲	+13	<b>Civil Commitments</b>	0.0%	0.1%
		<b>GRAND TOTAL</b>	<b>12,612</b>	100%	9.2% ▲	+1,063	<b>GRAND TOTAL</b>	100%	100%

Filings by Division & Code

Division	Case Type Description	Code	Summary	Change	% Change	Absolute Change
<b>Criminal</b>	Misdemeanor	M	652	▲	+18.1%	+100
	Felony	F	363	▲	+69.6%	+149
	Capias	CA	84	▲	+25.4%	+17
	Show Cause	SC	33	▲	+13.8%	+4
	Civil Violation	CV	30	▼	-28.6%	-12
	<b>Total</b>			<b>1,162</b>	<b>▲</b>	<b>28.5%</b>
<b>Traffic</b>	Infraction	I	7,154	▲	+4.3%	+294
	Misdemeanor	M	3,093	▲	+15.5%	+415
	Capias	CA	161	▲	+37.6%	+44
	Show Cause	SC	82	▼	-2.4%	-2
	Felony	F	24	▼	-4.0%	-1
	Civil Violation	CV	3	▼	-25.0%	-1
	Restricted Operators License	RL	0	▼	-100.0%	-1
	<b>Total</b>			<b>10,517</b>	<b>▲</b>	<b>7.7%</b>
<b>Civil</b>	Warrant in Debt	WD	443	▲	+19.7%	+73
	Garnishment	GA	217	▲	+0.9%	+2
	Admin License	AL	77	▼	-6.1%	-5
	Other	OT	50	▲	+6.4%	+3
	Unlawful Detainer	UD	35	▼	-27.1%	-13
	Impoundment	IM	28	▼	-22.2%	-8
	Preliminary Protective Order	PP	20	▼	-31.0%	-9
	Protective Order	PO	12	▼	-42.9%	-9
	Abstract	AJ	7	▲	+75.0%	+3
	Show Cause	SC	7	▲	+75.0%	+3
	Bond Forfeiture	BF	5	▲	+150.0%	+3
	Interrogatory	IN	5	▲	+66.7%	+2
	Motion for Judgment	MJ	4	▼	-42.9%	-3
	Counter Claim	CC	3	▲	+200.0%	+2
	Detinue	DT	2	▼	-50.0%	-2
Tenants Assertion	TA	2	▲	-	+2	
<b>Total</b>			<b>917</b>	<b>▲</b>	<b>5.0%</b>	<b>+44</b>
<b>Civil Commitments</b>	Emergency Custody Order	EC	7	▲	+133.3%	+4
	Temporary Detention Order	TD	6	▲	-	+6
	Petition	PT	2	▲	-	+2
	Mental Commitment	MC	1	▲	-	+1
<b>Total</b>			<b>16</b>	<b>▲</b>	<b>433.3%</b>	<b>+13</b>
<b>GRAND TOTAL</b>			<b>12,612</b>	<b>▲</b>	9.2%	+1,063

Filings by Major Case Category\*\*

Category	Summary	Change	% Change	Absolute Change
Felony	387	▲	+61.9%	+148
Garnishment	222	▲	+1.8%	+4
General Civil	471	▲	+22.0%	+85
Infraction/Civil Violation	7,187	▼	+4.1%	+281
Involuntary Civil Commitments	2	▲	-	+2
Landlord /Tenant	37	▲	-22.9%	-11
Misdemeanor	3,745	▼	+15.9%	+514

\* Compared to same time period as previous year

\*\* Case Type Categories are defined in the 2017 Virginia Judicial Workload Assessment

**CPSS - GCMS CASELOAD STATISTICS OF THE GENERAL DISTRICT COURTS**  
 January 2023 thru December 2023 Filings (Compared to January 2022 thru December 2022)



**New Kent**

District: 9 FIPS: 127

Other	529	▲	+12.3%	+58
Protective Orders	32	▼	-36.0%	-18
<b>GRAND TOTAL</b>	<b>12,612</b>	▲	9.2%	+1,063

\* Compared to same time period as previous year

\*\* Case Type Categories are defined in the 2017 Virginia Judicial Workload Assessment  
 Source: SCV-SQL-Information

2023 Overall GRAND TOTAL		Distribution of Caseload			Change*		Percentage (%) of Caseload		
<b>15,698</b>	+1,548	<b>Criminal</b>	2,593	17%	7.1% ▲	+171	<b>Criminal</b>	2022	2023
		<b>Traffic</b>	6,514	41%	12.1% ▲	+704	<b>Traffic</b>	17.1%	16.5%
		<b>Civil</b>	4,377	28%	20.5% ▲	+745	<b>Civil</b>	41.1%	41.5%
		<b>Civil Commitments</b>	2,214	14%	-3.1% ▼	-72	<b>Civil Commitments</b>	25.7%	27.9%
		<b>GRAND TOTAL</b>	<b>15,698</b>	100%	10.9% ▲	+1,548	<b>GRAND TOTAL</b>	100%	100%

**Filings by Division & Code**

Division	Case Type Description	Code	Summary	Change	% Change	Absolute Change
<b>Criminal</b>	Misdemeanor	M	1,544	▲	+8.7%	+123
	Felony	F	485	▼	-1.6%	-8
	Capias	CA	293	▲	+14.9%	+38
	Show Cause	SC	170	▲	+25.0%	+34
	Civil Violation	CV	62	▼	-16.2%	-12
	Motion	MO	39	▼	-9.3%	-4
	<b>Total</b>			<b>2,593</b>	<b>▲</b>	<b>7.1%</b>
<b>Traffic</b>	Infraction	I	4,814	▲	+8.3%	+367
	Misdemeanor	M	1,516	▲	+22.7%	+280
	Show Cause	SC	76	▲	+81.0%	+34
	Capias	CA	55	▲	+10.0%	+5
	Felony	F	33	▲	+3.1%	+1
	Civil Violation	CV	18	▲	+1,700.0%	+17
	Restricted Operators License	RL	2	▲	+100.0%	+1
	Motion	MO	0	▼	-100.0%	-1
<b>Total</b>			<b>6,514</b>	<b>▲</b>	<b>12.1%</b>	<b>+704</b>
<b>Civil</b>	Warrant in Debt	WD	1,334	▲	+22.3%	+243
	Unlawful Detainer	UD	1,181	▲	+39.9%	+337
	Garnishment	GA	949	▲	+6.3%	+56
	Other	OT	252	▲	+59.5%	+94
	Admin License	AL	142	▼	-20.7%	-37
	Preliminary Protective Order	PP	129	▲	+18.3%	+20
	Protective Order	PO	114	▲	+22.6%	+21
	Motion for Judgment	MJ	59	▲	+20.4%	+10
	Interrogatory	IN	54	▼	-11.5%	-7
	Abstract	AJ	50	▲	+16.3%	+7
	Show Cause	SC	34	▼	-17.1%	-7
	Impoundment	IM	28	▲	+7.7%	+2
	Tenants Assertion	TA	24	▲	+300.0%	+18
	Detinue	DT	10	▲	+25.0%	+2
	Counter Claim	CC	8	↔		-
	Overweight	OC	6	↔		-
	Bond Forfeiture	BF	1	▼	-93.8%	-15
	Capias	CA	1	▲	-	+1
	Petition-Restore Arms	PR	1	▲	-	+1
Mechanic's Lien	ML	0	▼	-100.0%	-1	
<b>Total</b>			<b>4,377</b>	<b>▲</b>	<b>20.5%</b>	<b>+745</b>
<b>Civil Commitments</b>	Mental Commitment	MC	1,380	▼	-16.6%	-274
	Other	OT	580	▲	+48.7%	+190
	Temporary Detention Order	TD	202	▲	+15.4%	+27
	Emergency Custody Order	EC	52	▼	-21.2%	-14
	Medical Emergency Temporary Detention Order	MT	0	▼	-100.0%	-1
<b>Total</b>			<b>2,214</b>	<b>▼</b>	<b>-3.1%</b>	<b>-72</b>
<b>GRAND TOTAL</b>			<b>15,698</b>	<b>▲</b>	<b>10.9%</b>	<b>+1,548</b>

\* Compared to same time period as previous year

\*\* Case Type Categories are defined in the 2017 Virginia Judicial Workload Assessment



**Filings by Major Case Category\*\***

Category	Summary	Change	% Change	Absolute Change
Felony	518	▲	-1.3%	-7
Garnishment	1,003	▼	+5.1%	+49
General Civil	1,419	▲	+20.6%	+242
Infraction/Civil Violation	4,900	▲	+8.2%	+372
Involuntary Civil Commitments	580	▲	+48.7%	+190
Landlord /Tenant	1,205	▲	+41.8%	+355
Misdemeanor	3,062	▲	+15.2%	+404
Other	2,768	▲	-3.4%	-98
Protective Orders	243	▲	+20.3%	+41
<b>GRAND TOTAL</b>	<b>15,698</b>	▲	10.9%	+1,548

\* Compared to same time period as previous year

\*\* Case Type Categories are defined in the 2017 Virginia Judicial Workload Assessment  
 Source: SCV-SQL-Information



2023 Overall GRAND TOTAL		Distribution of Caseload			Change*		Percentage (%) of Caseload		
<b>18,498</b>	+3,791	<b>Criminal</b>	2,258	12%	10.2% ▲	+209	<b>Criminal</b>	2022	2023
		<b>Traffic</b>	12,471	67%	31.9% ▲	+3,018	<b>Traffic</b>	13.9%	12.2%
2023 		<b>Civil</b>	3,684	20%	18.3% ▲	+569	<b>Civil</b>	64.3%	67.4%
2022 		<b>Civil Commitments</b>	85	0%	-5.6% ▼	-5	<b>Civil Commitments</b>	21.2%	19.9%
		<b>GRAND TOTAL</b>	<b>18,498</b>	100%	25.8% ▲	+3,791	<b>GRAND TOTAL</b>	0.6%	0.5%
							<b>GRAND TOTAL</b>	100%	100%

**Filings by Division & Code**

Division	Case Type Description	Code	Summary	Change	% Change	Absolute Change
<b>Criminal</b>	Misdemeanor	M	1,390	▲	+11.9%	+148
	Felony	F	516	▲	+12.7%	+58
	Capias	CA	200	↔		-
	Show Cause	SC	104	↔		-
	Civil Violation	CV	48	▲	+6.7%	+3
	<b>Total</b>			<b>2,258</b>	<b>▲</b>	<b>10.2%</b>
<b>Traffic</b>	Infraction	I	9,710	▲	+29.5%	+2,211
	Misdemeanor	M	2,652	▲	+42.1%	+786
	Capias	CA	58	▲	+45.0%	+18
	Felony	F	27	▲	+50.0%	+9
	Show Cause	SC	20	▼	-20.0%	-5
	Restricted Operators License	RL	3	▼	-25.0%	-1
	Civil Violation	CV	1	↔		-
	<b>Total</b>			<b>12,471</b>	<b>▲</b>	<b>31.9%</b>
<b>Civil</b>	Warrant in Debt	WD	1,296	▲	+12.8%	+147
	Garnishment	GA	1,042	▲	+37.8%	+286
	Unlawful Detainer	UD	752	▲	+45.7%	+236
	Other	OT	160	▼	-2.4%	-4
	Preliminary Protective Order	PP	75	▼	-29.9%	-32
	Protective Order	PO	72	↔		-
	Admin License	AL	71	▼	-44.1%	-56
	Impoundment	IM	47	▲	+9.3%	+4
	Motion for Judgment	MJ	44	▲	+266.7%	+32
	Abstract	AJ	39	↔		-
	Zoning Violation	ZO	35	▲	+25.0%	+7
	Interrogatory	IN	17	▼	-51.4%	-18
	Show Cause	SC	11	▼	-52.2%	-12
	Tenants Assertion	TA	7	▲	+133.3%	+4
	Detinue	DT	5	▼	-28.6%	-2
	Counter Claim	CC	4	▼	-20.0%	-1
	Overweight	OC	3	▼	-70.0%	-7
	Petition-Restore Arms	PR	2	▲	-	+2
	Capias	CA	1	▼	-50.0%	-1
	Restricted Operators License	RL	1	↔		-
	Bond Forfeiture	BF	0	▼	-100.0%	-15
	Third Party Claim	TH	0	▼	-100.0%	-1
	<b>Total</b>			<b>3,684</b>	<b>▲</b>	<b>18.3%</b>
<b>Civil Commitments</b>	Temporary Detention Order	TD	52	▼	-17.5%	-11
	Emergency Custody Order	EC	23	↔		-
	Medical Emergency Temporary Detention Order	MT	10	▲	+233.3%	+7
	Medical Emergency Custody Order	ME	0	▼	-100.0%	-1
	<b>Total</b>			<b>85</b>	<b>▼</b>	<b>-5.6%</b>
<b>GRAND TOTAL</b>			<b>18,498</b>	<b>▲</b>	<b>25.8%</b>	<b>+3,791</b>

**Filings by Major Case Category\*\***

Category	Summary	Change	% Change	Absolute Change
Felony	543	▲	+14.1%	+67
Garnishment	1,059	▼	+33.9%	+268

\* Compared to same time period as previous year

\*\* Case Type Categories are defined in the 2017 Virginia Judicial Workload Assessment

**CPSS - GCMS CASELOAD STATISTICS OF THE GENERAL DISTRICT COURTS**  
 January 2023 thru December 2023 Filings (Compared to January 2022 thru December 2022)

General Civil	1,359	▲	+14.9%	+176
Infraction/Civil Violation	9,762	▼	+29.2%	+2,207
Landlord /Tenant	759	▲	+46.2%	+240
Misdemeanor	4,081	▲	+29.9%	+940
Other	788	▼	-8.7%	-75
Protective Orders	147	▼	-17.9%	-32
<b>GRAND TOTAL</b>	<b>18,498</b>	▲	25.8%	+3,791

\* Compared to same time period as previous year

\*\* Case Type Categories are defined in the 2017 Virginia Judicial Workload Assessment  
 Source: SCV-SQL-Information

2023 Overall GRAND TOTAL		Distribution of Caseload			Change*		Percentage (%) of Caseload		
<b>4,478</b>	+767	<b>Criminal</b>	724	16%	56.7% ▲	+262	<b>Criminal</b>	2022 12.4%	2023 16.2%
2023		<b>Traffic</b>	2,870	64%	21.0% ▲	+498	<b>Traffic</b>	63.9%	64.1%
2022		<b>Civil</b>	860	19%	0.5% ▲	+4	<b>Civil</b>	23.1%	19.2%
		<b>Civil Commitments</b>	24	1%	14.3% ▲	+3	<b>Civil Commitments</b>	0.6%	0.5%
		<b>GRAND TOTAL</b>	<b>4,478</b>	100%	20.7% ▲	+767	<b>GRAND TOTAL</b>	100%	100%

Filings by Division & Code

Division	Case Type Description	Code	Summary	Change	% Change	Absolute Change
<b>Criminal</b>	Misdemeanor	M	461	▲	+67.0%	+185
	Felony	F	123	↔		-
	Show Cause	SC	53	▲	+152.4%	+32
	Capias	CA	47	▲	+51.6%	+16
	Civil Violation	CV	40	▲	+263.6%	+29
	<b>Total</b>			<b>724</b>	▲	<b>56.7%</b>
<b>Traffic</b>	Infraction	I	2,302	▲	+13.3%	+270
	Misdemeanor	M	513	▲	+66.0%	+204
	Felony	F	22	▲	+1,000.0%	+20
	Show Cause	SC	17	▼	-5.6%	-1
	Capias	CA	16	▲	+45.5%	+5
	<b>Total</b>			<b>2,870</b>	▲	<b>21.0%</b>
<b>Civil</b>	Warrant in Debt	WD	323	▲	+4.9%	+15
	Garnishment	GA	264	▲	+10.5%	+25
	Unlawful Detainer	UD	66	▲	+26.9%	+14
	Other	OT	46	▼	-19.3%	-11
	Admin License	AL	37	▲	+85.0%	+17
	Detinue	DT	35	▼	-22.2%	-10
	Preliminary Protective Order	PP	29	▼	-9.4%	-3
	Protective Order	PO	27	▼	-10.0%	-3
	Show Cause	SC	11	▼	-26.7%	-4
	Abstract	AJ	6	▼	-53.8%	-7
	Impoundment	IM	6	▼	-57.1%	-8
	Zoning Violation	ZO	4	▲	+300.0%	+3
	Bond Forfeiture	BF	3	↔		-
	Interrogatory	IN	1	▼	-95.8%	-23
	Motion for Judgment	MJ	1	▲	-	+1
	Petition-Restore Arms	PR	1	▲	-	+1
	Capias	CA	0	▼	-100.0%	-3
	<b>Total</b>			<b>860</b>	▲	<b>0.5%</b>
<b>Civil Commitments</b>	Temporary Detention Order	TD	12	▲	+500.0%	+10
	Emergency Custody Order	EC	10	↔		-
	Mental Commitment	MC	2	▼	-77.8%	-7
	<b>Total</b>			<b>24</b>	▲	<b>14.3%</b>
<b>GRAND TOTAL</b>			<b>4,478</b>	▲	20.7%	+767

Filings by Major Case Category\*\*

Category	Summary	Change	% Change	Absolute Change
Felony	145	▲	+16.0%	+20
Garnishment	265	▼	+0.8%	+2
General Civil	361	▲		0
Infraction/Civil Violation	2,342	▲	+14.6%	+299
Landlord /Tenant	66	▲	+26.9%	+14
Misdemeanor	978	▲	+66.9%	+392
Other	265	▲	+21.0%	+46
Protective Orders	56	▼	-9.7%	-6
<b>GRAND TOTAL</b>	<b>4,478</b>	▲	20.7%	+767

\* Compared to same time period as previous year

\*\* Case Type Categories are defined in the 2017 Virginia Judicial Workload Assessment

\* Compared to same time period as previous year

\*\* Case Type Categories are defined in the 2017 Virginia Judicial Workload Assessment  
Source: SCV-SQL-Information

2023 Overall GRAND TOTAL		Distribution of Caseload			Change*		Percentage (%) of Caseload		
<b>3,574</b>	+398	<b>Criminal</b>	618	17%	16.8% ▲	+89	<b>Criminal</b>	2022	2023
		<b>Traffic</b>	2,341	66%	14.4% ▲	+295	<b>Traffic</b>	16.7%	17.3%
2023		<b>Civil</b>	580	16%	1.9% ▲	+11	<b>Civil</b>	64.4%	65.5%
2022		<b>Civil Commitments</b>	35	1%	9.4% ▲	+3	<b>Civil Commitments</b>	17.9%	16.2%
		<b>GRAND TOTAL</b>	<b>3,574</b>	100%	12.5% ▲	+398	<b>GRAND TOTAL</b>	1.0%	1.0%
							<b>GRAND TOTAL</b>	100%	100%

**Filings by Division & Code**

Division	Case Type Description	Code	Summary	Change	% Change	Absolute Change
<b>Criminal</b>	Misdemeanor	M	384	▲	+38.1%	+106
	Felony	F	143	▼	-22.7%	-42
	Show Cause	SC	48	▲	+9.1%	+4
	Capias	CA	33	▲	+94.1%	+16
	Civil Violation	CV	10	▲	+100.0%	+5
	<b>Total</b>			<b>618</b>	<b>▲</b>	<b>16.8%</b>
<b>Traffic</b>	Infraction	I	1,910	▲	+14.8%	+246
	Misdemeanor	M	427	▲	+15.7%	+58
	Show Cause	SC	4	▼	-55.6%	-5
	Capias	CA	0	▼	-100.0%	-2
	Felony	F	0	▼	-100.0%	-2
	<b>Total</b>			<b>2,341</b>	<b>▲</b>	<b>14.4%</b>
<b>Civil</b>	Warrant in Debt	WD	208	▲	+3.5%	+7
	Garnishment	GA	137	▼	-2.8%	-4
	Unlawful Detainer	UD	66	▼	-4.3%	-3
	Other	OT	57	▼	-6.6%	-4
	Impoundment	IM	30	▼	-25.0%	-10
	Admin License	AL	24	▲	+50.0%	+8
	Preliminary Protective Order	PP	21	▲	+16.7%	+3
	Protective Order	PO	16	▲	+128.6%	+9
	Detinue	DT	7	▲	+16.7%	+1
	Show Cause	SC	5	▲	+25.0%	+1
	Motion for Judgment	MJ	4	▲	+300.0%	+3
	Interrogatory	IN	2	↔		-
	Overweight	OC	2	▲	-	+2
	Restricted Operators License	RL	1	▲	-	+1
	Bond Forfeiture	BF	0	▼	-100.0%	-1
	Distress Seizure	DS	0	▼	-100.0%	-1
	Petition-Restore Arms	PR	0	▼	-100.0%	-1
	<b>Total</b>			<b>580</b>	<b>▲</b>	<b>1.9%</b>
<b>Civil Commitments</b>	Temporary Detention Order	TD	25	▲	+4.2%	+1
	Emergency Custody Order	EC	8	↔		-
	Other	OT	1	▲	-	+1
	Petition	PT	1	▲	-	+1
<b>Total</b>			<b>35</b>	<b>▲</b>	<b>9.4%</b>	<b>+3</b>
<b>GRAND TOTAL</b>			<b>3,574</b>	<b>▲</b>	<b>12.5%</b>	<b>+398</b>

**Filings by Major Case Category\*\***

Category	Summary	Change	% Change	Absolute Change
Felony	143	▼	-23.5%	-44
Garnishment	139	▼	-2.8%	-4
General Civil	222	▲	+3.3%	+7
Infraction/Civil Violation	1,922	▲	+15.2%	+253
Involuntary Civil Commitments	2	▲	-	+2
Landlord /Tenant	66	▼	-4.3%	-3
Misdemeanor	812	▲	+25.5%	+165
Other	231	▼	+4.5%	+10

\* Compared to same time period as previous year

\*\* Case Type Categories are defined in the 2017 Virginia Judicial Workload Assessment

Source: SCV-SQL-Information

**CPSS - GCMS CASELOAD STATISTICS OF THE GENERAL DISTRICT COURTS**  
 January 2023 thru December 2023 Filings (Compared to January 2022 thru December 2022)

Protective Orders	37	▲	+48.0%	+12
<b>GRAND TOTAL</b>	<b>3,574</b>	▲	12.5%	+398

\* Compared to same time period as previous year

\*\* Case Type Categories are defined in the 2017 Virginia Judicial Workload Assessment  
 Source: SCV-SQL-Information

2023 Overall GRAND TOTAL		Distribution of Caseload			Change*		Percentage (%) of Caseload		
<b>6,063</b>	+3,618	<b>Criminal</b>	393	6%	34.6% ▲	+101	<b>Criminal</b>	2022	2023
		<b>Traffic</b>	5,055	83%	220.3% ▲	+3,477	<b>Traffic</b>	11.9%	6.5%
2023		<b>Civil</b>	598	10%	6.4% ▲	+36	<b>Civil</b>	64.5%	83.4%
2022		<b>Civil Commitments</b>	17	0%	30.8% ▲	+4	<b>Civil Commitments</b>	23.0%	9.9%
		<b>GRAND TOTAL</b>	<b>6,063</b>	100%	148.0% ▲	+3,618	<b>GRAND TOTAL</b>	0.5%	0.3%
							<b>GRAND TOTAL</b>	100%	100%

Filings by Division & Code

Division	Case Type Description	Code	Summary	Change	% Change	Absolute Change
<b>Criminal</b>	Misdemeanor	M	238	▲	+23.3%	+45
	Felony	F	109	▲	+94.6%	+53
	Show Cause	SC	28	↔		-
	Capias	CA	18	▲	+38.5%	+5
	Civil Violation	CV	0	▼	-100.0%	-2
	<b>Total</b>			<b>393</b>	<b>▲</b>	<b>34.6%</b>
<b>Traffic</b>	Infraction	I	4,427	▲	+244.2%	+3,141
	Misdemeanor	M	590	▲	+126.1%	+329
	Show Cause	SC	20	▲	+42.9%	+6
	Capias	CA	13	▲	+18.2%	+2
	Felony	F	5	▼	-16.7%	-1
	<b>Total</b>			<b>5,055</b>	<b>▲</b>	<b>220.3%</b>
<b>Civil</b>	Warrant in Debt	WD	296	▲	+18.9%	+47
	Garnishment	GA	113	▼	-16.9%	-23
	Other	OT	53	▲	+43.2%	+16
	Unlawful Detainer	UD	52	▲	+8.3%	+4
	Protective Order	PO	21	▲	+61.5%	+8
	Preliminary Protective Order	PP	19	▲	+18.8%	+3
	Impoundment	IM	15	▲	+7.1%	+1
	Admin License	AL	13	▼	-13.3%	-2
	Bond Forfeiture	BF	7	▲	+40.0%	+2
	Interrogatory	IN	3	▼	-40.0%	-2
	Show Cause	SC	3	▼	-66.7%	-6
	Abstract	AJ	1	▼	-80.0%	-4
	Detinue	DT	1	▼	-83.3%	-5
	Tenants Assertion	TA	1	▲	-	+1
	Emergency Substantial Risk Order	SR	0	▼	-100.0%	-2
	Motion for Judgment	MJ	0	▼	-100.0%	-1
	Overweight	OC	0	▼	-100.0%	-1
<b>Total</b>			<b>598</b>	<b>▲</b>	<b>6.4%</b>	<b>+36</b>
<b>Civil Commitments</b>	Temporary Detention Order	TD	15	▲	+50.0%	+5
	Emergency Custody Order	EC	2	▼	-33.3%	-1
	<b>Total</b>		<b>17</b>	<b>▲</b>	<b>30.8%</b>	<b>+4</b>
<b>GRAND TOTAL</b>			<b>6,063</b>	<b>▲</b>	<b>148.0%</b>	<b>+3,618</b>

Filings by Major Case Category\*\*

Category	Summary	Change	% Change	Absolute Change
Felony	114	▲	+83.9%	+52
Garnishment	116	▼	-17.7%	-25
General Civil	301	▲	+17.1%	+44
Infraction/Civil Violation	4,427	▲	+243.4%	+3,138
Landlord /Tenant	53	▲	+10.4%	+5
Misdemeanor	828	▲	+82.4%	+374
New to Workload Study	0	▼	-100.0%	-2
Other	184	▲	+12.9%	+21
Protective Orders	40	▲	+37.9%	+11

\* Compared to same time period as previous year

\*\* Case Type Categories are defined in the 2017 Virginia Judicial Workload Assessment

Source: SCV-SQL-Information

**CPSS - GCMS CASELOAD STATISTICS OF THE GENERAL DISTRICT COURTS**  
January 2023 thru December 2023 Filings (Compared to January 2022 thru December 2022)

**Charlotte**

District: 10 FIPS: 037

---

<i><b>GRAND TOTAL</b></i>	<b>6,063</b>	▲	148.0%	+3,618
---------------------------	--------------	---	--------	--------

---

\* Compared to same time period as previous year

\*\* Case Type Categories are defined in the 2017 Virginia Judicial Workload Assessment  
Source: SCV-SQL-Information



2023 Overall GRAND TOTAL		Distribution of Caseload			Change*		Percentage (%) of Caseload		
<b>3,854</b>	+1,329	<b>Criminal</b>	240	6%	11.1% ▲	+24	<b>Criminal</b>	2022	2023
		<b>Traffic</b>	3,155	82%	64.3% ▲	+1,235	<b>Traffic</b>	8.6%	6.2%
2023		<b>Civil</b>	438	11%	19.7% ▲	+72	<b>Civil</b>	76.0%	81.9%
2022		<b>Civil Commitments</b>	21	1%	-8.7% ▼	-2	<b>Civil Commitments</b>	14.5%	11.4%
		<b>GRAND TOTAL</b>	<b>3,854</b>	100%	52.6% ▲	+1,329	<b>GRAND TOTAL</b>	100%	100%

Filings by Division & Code



Division	Case Type Description	Code	Summary	Change	% Change	Absolute Change
<b>Criminal</b>	Misdemeanor	M	143	▼	-2.1%	-3
	Felony	F	64	▲	+68.4%	+26
	Capias	CA	14	▲	+250.0%	+10
	Civil Violation	CV	10	▲	+100.0%	+5
	Show Cause	SC	9	▼	-60.9%	-14
	<b>Total</b>			<b>240</b>	<b>▲</b>	<b>11.1%</b>
<b>Traffic</b>	Infraction	I	2,711	▲	+65.6%	+1,074
	Misdemeanor	M	430	▲	+61.0%	+163
	Show Cause	SC	9	↔		-
	Capias	CA	4	▲	+33.3%	+1
	Felony	F	1	▼	-66.7%	-2
	Civil Violation	CV	0	▼	-100.0%	-1
	<b>Total</b>			<b>3,155</b>	<b>▲</b>	<b>64.3%</b>
<b>Civil</b>	Warrant in Debt	WD	167	▲	+23.7%	+32
	Garnishment	GA	133	▲	+10.8%	+13
	Unlawful Detainer	UD	57	▲	+35.7%	+15
	Other	OT	30	▼	+20.0%	+5
	Preliminary Protective Order	PP	20	▲	+185.7%	+13
	Impoundment	IM	11	▲	+120.0%	+6
	Admin License	AL	9	▲	+28.6%	+2
	Protective Order	PO	4	▼	-33.3%	-2
	Detinue	DT	2	▼	-60.0%	-3
	Interrogatory	IN	2	▲	+100.0%	+1
	Show Cause	SC	2	▼	-71.4%	-5
	Overweight	OC	1	↔		-
	Abstract	AJ	0	▼	-100.0%	-2
	Motion for Judgment	MJ	0	▼	-100.0%	-2
	Tenants Assertion	TA	0	▼	-100.0%	-1
	<b>Total</b>			<b>438</b>	<b>▲</b>	<b>19.7%</b>
<b>Civil Commitments</b>	Temporary Detention Order	TD	16	▲	+33.3%	+4
	Emergency Custody Order	EC	5	▼	-54.5%	-6
	<b>Total</b>			<b>21</b>	<b>▼</b>	<b>-8.7%</b>
<b>GRAND TOTAL</b>			<b>3,854</b>	<b>▲</b>	<b>52.6%</b>	<b>+1,329</b>

Filings by Major Case Category\*\*

Category	Summary	Change	% Change	Absolute Change	
Felony	65	▲	+58.5%	+24	
Garnishment	135	▲	+11.6%	+14	
General Civil	171	▼	+17.9%	+26	
Infraction/Civil Violation	2,722	▲	+65.6%	+1,078	
Landlord /Tenant	57	▼	+32.6%	+14	
Misdemeanor	573	▲	+38.7%	+160	
Other	107	▲	+1.9%	+2	
Protective Orders	24	▲	+84.6%	+11	
<b>GRAND TOTAL</b>		<b>3,854</b>	<b>▲</b>	<b>52.6%</b>	<b>+1,329</b>

\* Compared to same time period as previous year

\*\* Case Type Categories are defined in the 2017 Virginia Judicial Workload Assessment

2023 Overall GRAND TOTAL		Distribution of Caseload			Change*		Percentage (%) of Caseload		
<b>11,123</b>	+3,048	<b>Criminal</b>	1,657	15%	22.9% ▲	+309	<b>Criminal</b>	2022	2023
		<b>Traffic</b>	7,541	68%	58.9% ▲	+2,796	<b>Traffic</b>	16.7%	14.9%
		<b>Civil</b>	1,841	17%	-3.9% ▼	-74	<b>Civil</b>	58.8%	67.8%
		<b>Civil Commitments</b>	84	1%	25.4% ▲	+17	<b>Civil Commitments</b>	23.7%	16.6%
		<b>GRAND TOTAL</b>	<b>11,123</b>	100%	37.7% ▲	+3,048	<b>GRAND TOTAL</b>	0.8%	0.8%
							<b>GRAND TOTAL</b>	100%	100%

Filings by Division & Code

Division	Case Type Description	Code	Summary	Change	% Change	Absolute Change
<b>Criminal</b>	Misdemeanor	M	897	▲	+20.7%	+154
	Felony	F	429	▲	+45.4%	+134
	Capias	CA	132	▼	-24.1%	-42
	Show Cause	SC	124	▲	+22.8%	+23
	Civil Violation	CV	59	▲	+103.4%	+30
	Restricted Operators License	RL	14	▲	+1,300.0%	+13
	Motion	MO	2	▼	-60.0%	-3
	<b>Total</b>			<b>1,657</b>	<b>▲</b>	<b>22.9%</b>
<b>Traffic</b>	Infraction	I	6,089	▲	+63.9%	+2,374
	Misdemeanor	M	1,314	▲	+42.4%	+391
	Show Cause	SC	58	▲	+13.7%	+7
	Capias	CA	51	▲	+59.4%	+19
	Felony	F	21	▲	+133.3%	+12
	Restricted Operators License	RL	8	▼	-33.3%	-4
	Civil Violation	CV	0	▼	-100.0%	-1
	Motion	MO	0	▼	-100.0%	-2
<b>Total</b>			<b>7,541</b>	<b>▲</b>	<b>58.9%</b>	<b>+2,796</b>
<b>Civil</b>	Warrant in Debt	WD	689	▼	-23.7%	-214
	Garnishment	GA	517	▲	+13.9%	+63
	Unlawful Detainer	UD	146	▲	+20.7%	+25
	Other	OT	142	▲	+6.8%	+9
	Detinue	DT	107	▼	-1.8%	-2
	Admin License	AL	78	▲	+52.9%	+27
	Preliminary Protective Order	PP	57	▲	+9.6%	+5
	Impoundment	IM	36	▲	+157.1%	+22
	Bond Forfeiture	BF	25	▼	-13.8%	-4
	Protective Order	PO	20	▲	+5.3%	+1
	Abstract	AJ	9	▼	-25.0%	-3
	Interrogatory	IN	5	▼	-37.5%	-3
	Petition-Restore Arms	PR	4	▲	+300.0%	+3
	Show Cause	SC	3	▼	-25.0%	-1
	Motion for Judgment	MJ	1	▼	-50.0%	-1
	Overweight	OC	1	↔		-
	Tenants Assertion	TA	1	▼	-50.0%	-1
<b>Total</b>			<b>1,841</b>	<b>▼</b>	<b>-3.9%</b>	<b>-74</b>
<b>Civil Commitments</b>	Temporary Detention Order	TD	57	▲	+39.0%	+16
	Emergency Custody Order	EC	25	▲	+31.6%	+6
	Medical Emergency Temporary Detention Order	MT	1	▲	-	+1
	Mental Commitment	MC	1	▼	-83.3%	-5
	Petition	PT	0	▼	-100.0%	-1
<b>Total</b>			<b>84</b>	<b>▲</b>	<b>25.4%</b>	<b>+17</b>
<b>GRAND TOTAL</b>			<b>11,123</b>	<b>▲</b>	<b>37.7%</b>	<b>+3,048</b>

Filings by Major Case Category\*\*

Category	Summary	Change	% Change	Absolute Change
Felony	450	▲	+48.0%	+146
Garnishment	522	▼	+13.0%	+60
General Civil	809	▲	-20.7%	-211

\* Compared to same time period as previous year



\*\* Case Type Categories are defined in the 2017 Virginia Judicial Workload Assessment

**CPSS - GCMS CASELOAD STATISTICS OF THE GENERAL DISTRICT COURTS**  
 January 2023 thru December 2023 Filings (Compared to January 2022 thru December 2022)

Infraction/Civil Violation	6,149	▲	+64.1%	+2,403
Involuntary Civil Commitments	0	▼	-100.0%	-1
Landlord /Tenant	147	▼	+19.5%	+24
Misdemeanor	2,233	▲	+33.0%	+554
Other	736	▲	+10.0%	+67
Protective Orders	77	▲	+8.5%	+6
<b>GRAND TOTAL</b>	<b>11,123</b>	▲	37.7%	+3,048

\* Compared to same time period as previous year

\*\* Case Type Categories are defined in the 2017 Virginia Judicial Workload Assessment  
 Source: SCV-SQL-Information

2023 Overall GRAND TOTAL		Distribution of Caseload			Change*		Percentage (%) of Caseload		
<b>1,932</b>	+458	<b>Criminal</b>	262	14%	13.9% ▲	+32	<b>Criminal</b>	2022	2023
		<b>Traffic</b>	1,182	61%	36.2% ▲	+314	<b>Traffic</b>	15.6%	13.6%
		<b>Civil</b>	469	24%	30.3% ▲	+109	<b>Civil</b>	58.9%	61.2%
		<b>Civil Commitments</b>	19	1%	18.8% ▲	+3	<b>Civil Commitments</b>	24.4%	24.3%
		<b>GRAND TOTAL</b>	<b>1,932</b>	100%	31.1% ▲	+458	<b>GRAND TOTAL</b>	100%	100%

Filings by Division & Code



Division	Case Type Description	Code	Summary	Change	% Change	Absolute Change
<b>Criminal</b>	Misdemeanor	M	141	▲	+12.8%	+16
	Felony	F	58	▼	-13.4%	-9
	Show Cause	SC	26	▲	+18.2%	+4
	Capias	CA	22	▲	+69.2%	+9
	Civil Violation	CV	15	▲	+400.0%	+12
	<b>Total</b>			<b>262</b>	<b>▲</b>	<b>13.9%</b>
<b>Traffic</b>	Infraction	I	913	▲	+39.4%	+258
	Misdemeanor	M	263	▲	+27.7%	+57
	Capias	CA	2	↔		-
	Felony	F	2	↔		-
	Show Cause	SC	2	▼	-33.3%	-1
	<b>Total</b>			<b>1,182</b>	<b>▲</b>	<b>36.2%</b>
<b>Civil</b>	Warrant in Debt	WD	164	▲	+35.5%	+43
	Garnishment	GA	107	▲	+40.8%	+31
	Unlawful Detainer	UD	65	▲	+4.8%	+3
	Other	OT	56	▲	+64.7%	+22
	Protective Order	PO	34	▲	+61.9%	+13
	Preliminary Protective Order	PP	33	▲	+65.0%	+13
	Detinue	DT	4	▲	-	+4
	Abstract	AJ	2	↔		-
	Admin License	AL	2	▼	-60.0%	-3
	Motion for Judgment	MJ	1	▼	-80.0%	-4
	Petition-Restore Arms	PR	1	▼	-66.7%	-2
	Bond Forfeiture	BF	0	▼	-100.0%	-1
	Impoundment	IM	0	▼	-100.0%	-3
	Interrogatory	IN	0	▼	-100.0%	-1
	Show Cause	SC	0	▼	-100.0%	-6
<b>Total</b>			<b>469</b>	<b>▲</b>	<b>30.3%</b>	<b>+109</b>
<b>Civil Commitments</b>	Temporary Detention Order	TD	11	↔		-
	Emergency Custody Order	EC	8	▲	+60.0%	+3
	<b>Total</b>			<b>19</b>	<b>▲</b>	<b>18.8%</b>
<b>GRAND TOTAL</b>			<b>1,932</b>	<b>▲</b>	<b>31.1%</b>	<b>+458</b>

Filings by Major Case Category\*\*

Category	Summary	Change	% Change	Absolute Change
Felony	60	▼	-13.0%	-9
Garnishment	107	▼	+39.0%	+30
General Civil	170	▲	+31.8%	+41
Infraction/Civil Violation	928	▲	+41.0%	+270
Landlord /Tenant	65	▲	+4.8%	+3
Misdemeanor	404	▲	+22.1%	+73
Other	131	▼	+22.4%	+24
Protective Orders	67	▲	+63.4%	+26
<b>GRAND TOTAL</b>	<b>1,932</b>	<b>▲</b>	<b>31.1%</b>	<b>+458</b>

\* Compared to same time period as previous year

\*\* Case Type Categories are defined in the 2017 Virginia Judicial Workload Assessment  
 Source: SCV-SQL-Information

2023 Overall GRAND TOTAL		Distribution of Caseload			Change*		Percentage (%) of Caseload		
<b>14,622</b>	+1,734	<b>Criminal</b>	1,494	10%	11.1% ▲	+149	<b>Criminal</b>	2022	2023
		<b>Traffic</b>	10,767	74%	13.4% ▲	+1,269	<b>Traffic</b>	10.4%	10.2%
2023 		<b>Civil</b>	2,267	16%	17.8% ▲	+343	<b>Civil</b>	73.7%	73.6%
2022 		<b>Civil Commitments</b>	94	1%	-22.3% ▼	-27	<b>Civil Commitments</b>	14.9%	15.5%
		<b>GRAND TOTAL</b>	<b>14,622</b>	100%	13.5% ▲	+1,734	<b>GRAND TOTAL</b>	0.9%	0.6%
							<b>GRAND TOTAL</b>	100%	100%

Filings by Division & Code

Division	Case Type Description	Code	Summary	Change	% Change	Absolute Change
<b>Criminal</b>	Misdemeanor	M	874	▲	+17.9%	+133
	Felony	F	338	▲	+3.4%	+11
	Show Cause	SC	154	▲	+8.5%	+12
	Capias	CA	98	▼	-3.0%	-3
	Civil Violation	CV	30	▼	-11.8%	-4
	<b>Total</b>			<b>1,494</b>	<b>▲</b>	<b>11.1%</b>
<b>Traffic</b>	Infraction	I	8,199	▲	+15.5%	+1,102
	Misdemeanor	M	2,511	▲	+9.5%	+218
	Capias	CA	20	▼	-39.4%	-13
	Felony	F	18	▼	-28.0%	-7
	Show Cause	SC	18	▼	-63.3%	-31
	Civil Violation	CV	1	↔		-
	<b>Total</b>			<b>10,767</b>	<b>▲</b>	<b>13.4%</b>
<b>Civil</b>	Warrant in Debt	WD	1,064	▲	+4.7%	+48
	Garnishment	GA	428	▲	+10.6%	+41
	Unlawful Detainer	UD	229	▲	+60.1%	+86
	Detinue	DT	157	▲	+58.6%	+58
	Other	OT	118	▲	+78.8%	+52
	Preliminary Protective Order	PP	65	▲	+103.1%	+33
	Protective Order	PO	64	▲	+73.0%	+27
	Admin License	AL	51	▼	-28.2%	-20
	Bond Forfeiture	BF	42	▲	+27.3%	+9
	Impoundment	IM	23	▲	+64.3%	+9
	Abstract	AJ	11	▲	+37.5%	+3
	Motion for Judgment	MJ	6	▼	-25.0%	-2
	Interrogatory	IN	4	↔		-
	Show Cause	SC	4	▲	+33.3%	+1
	Tenants Assertion	TA	1	▲	-	+1
	Counter Claim	CC	0	▼	-100.0%	-1
	Petition-Restore Arms	PR	0	▼	-100.0%	-2
<b>Total</b>			<b>2,267</b>	<b>▲</b>	<b>17.8%</b>	<b>+343</b>
<b>Civil Commitments</b>	Temporary Detention Order	TD	52	▲	+33.3%	+13
	Emergency Custody Order	EC	38	▼	-45.7%	-32
	Mental Commitment	MC	4	▼	-63.6%	-7
	Other	OT	0	▼	-100.0%	-1
	<b>Total</b>			<b>94</b>	<b>▼</b>	<b>-22.3%</b>
<b>GRAND TOTAL</b>			<b>14,622</b>	<b>▲</b>	<b>13.5%</b>	<b>+1,734</b>

Filings by Major Case Category\*\*

Category	Summary	Change	% Change	Absolute Change
Felony	356	▼	+1.1%	+4
Garnishment	432	▲	+10.5%	+41
General Civil	1,237	▼	+9.3%	+105
Infraction/Civil Violation	8,230	▲	+15.4%	+1,098
Involuntary Civil Commitments	0	▼	-100.0%	-1
Landlord /Tenant	230	▲	+60.8%	+87
Misdemeanor	3,385	▲	+11.6%	+351

\* Compared to same time period as previous year



\*\* Case Type Categories are defined in the 2017 Virginia Judicial Workload Assessment

**CPSS - GCMS CASELOAD STATISTICS OF THE GENERAL DISTRICT COURTS**  
January 2023 thru December 2023 Filings (Compared to January 2022 thru December 2022)

Other	623	▼	-1.7%	-11
Protective Orders	129	▲	+87.0%	+60
<b>GRAND TOTAL</b>	<b>14,622</b>	▲	13.5%	+1,734

\* Compared to same time period as previous year

\*\* Case Type Categories are defined in the 2017 Virginia Judicial Workload Assessment  
Source: SCV-SQL-Information

2023 Overall GRAND TOTAL		Distribution of Caseload			Change*		Percentage (%) of Caseload		
<b>9,617</b>	+1,329	<b>Criminal</b>	962	10%	1.8% ▲	+17	<b>Criminal</b>	2022	2023
		<b>Traffic</b>	7,027	73%	18.5% ▲	+1,096	<b>Traffic</b>	11.4%	10.0%
		<b>Civil</b>	1,533	16%	17.7% ▲	+231	<b>Civil</b>	71.6%	73.1%
		<b>Civil Commitments</b>	95	1%	-13.6% ▼	-15	<b>Civil Commitments</b>	15.7%	15.9%
		<b>GRAND TOTAL</b>	<b>9,617</b>	100%	16.0% ▲	+1,329	<b>GRAND TOTAL</b>	1.3%	1.0%
							<b>GRAND TOTAL</b>	100%	100%

**Filings by Division & Code**

Division	Case Type Description	Code	Summary	Change	% Change	Absolute Change
<b>Criminal</b>	Misdemeanor	M	560	▼	-2.3%	-13
	Felony	F	159	▲	+8.2%	+12
	Show Cause	SC	145	▲	+4.3%	+6
	Capias	CA	70	▲	+9.4%	+6
	Civil Violation	CV	28	▲	+27.3%	+6
	<b>Total</b>			<b>962</b>	<b>▲</b>	<b>1.8%</b>
<b>Traffic</b>	Infraction	I	6,268	▲	+20.5%	+1,066
	Misdemeanor	M	729	▲	+3.7%	+26
	Show Cause	SC	15	▲	+25.0%	+3
	Capias	CA	12	▲	+140.0%	+7
	Felony	F	3	▼	-66.7%	-6
	<b>Total</b>			<b>7,027</b>	<b>▲</b>	<b>18.5%</b>
<b>Civil</b>	Garnishment	GA	469	▲	+25.4%	+95
	Warrant in Debt	WD	378	▼	-12.9%	-56
	Unlawful Detainer	UD	268	▲	+59.5%	+100
	Detinue	DT	176	▲	+38.6%	+49
	Admin License	AL	99	▲	+98.0%	+49
	Other	OT	88	▲	+22.2%	+16
	Preliminary Protective Order	PP	24	▼	-14.3%	-4
	Protective Order	PO	13	▼	-43.5%	-10
	Show Cause	SC	5	▲	+25.0%	+1
	Interrogatory	IN	4	▲	+33.3%	+1
	Detinue Seizure	DZ	3	▲	-	+3
	Motion for Judgment	MJ	3	▼	-40.0%	-2
	Impoundment	IM	2	▲	+100.0%	+1
	Overweight	OC	1	▲	-	+1
	Abstract	AJ	0	▼	-100.0%	-1
	Bond Forfeiture	BF	0	▼	-100.0%	-4
	Capias	CA	0	▼	-100.0%	-1
	Counter Claim	CC	0	▼	-100.0%	-1
	Petition-Restore Arms	PR	0	▼	-100.0%	-4
	Tenants Assertion	TA	0	▼	-100.0%	-1
Third Party Claim	TH	0	▼	-100.0%	-1	
<b>Total</b>			<b>1,533</b>	<b>▲</b>	<b>17.7%</b>	<b>+231</b>
<b>Civil Commitments</b>	Temporary Detention Order	TD	58	▼	-9.4%	-6
	Emergency Custody Order	EC	34	▼	-26.1%	-12
	Medical Emergency Custody Order	ME	1	▲	-	+1
	Medical Emergency Temporary Detention Order	MT	1	▲	-	+1
	Mental Commitment	MC	1	▲	-	+1
	<b>Total</b>			<b>95</b>	<b>▼</b>	<b>-13.6%</b>
<b>GRAND TOTAL</b>			<b>9,617</b>	<b>▲</b>	<b>16.0%</b>	<b>+1,329</b>

**Filings by Major Case Category\*\***

Category	Summary	Change	% Change	Absolute Change
Felony	162	▼	+3.8%	+6
Garnishment	473	▲	+25.5%	+96
General Civil	562	▲	-1.7%	-10
Infraction/Civil Violation	6,297	▲	+20.5%	+1,073

\* Compared to same time period as previous year

\*\* Case Type Categories are defined in the 2017 Virginia Judicial Workload Assessment



**CPSS - GCMS CASELOAD STATISTICS OF THE GENERAL DISTRICT COURTS**  
 January 2023 thru December 2023 Filings (Compared to January 2022 thru December 2022)

Landlord /Tenant	268	▼	+58.6%	+99
Misdemeanor	1,289	▲	+1.0%	+13
Other	529	▲	+14.3%	+66
Protective Orders	37	▼	-27.5%	-14
<b>GRAND TOTAL</b>	<b>9,617</b>	▲	16.0%	+1,329

\* Compared to same time period as previous year

\*\* Case Type Categories are defined in the 2017 Virginia Judicial Workload Assessment  
 Source: SCV-SQL-Information



2023 Overall GRAND TOTAL		Distribution of Caseload			Change*		Percentage (%) of Caseload		
<b>3,096</b>	+475	<b>Criminal</b>	338	11%	20.7% ▲	+58	<b>Criminal</b>	2022	2023
		<b>Traffic</b>	2,201	71%	22.6% ▲	+405	<b>Traffic</b>	10.7%	10.9%
		<b>Civil</b>	537	17%	0.2% ▲	+1	<b>Civil</b>	68.5%	71.1%
		<b>Civil Commitments</b>	20	1%	122.2% ▲	+11	<b>Civil Commitments</b>	20.5%	17.3%
		<b>GRAND TOTAL</b>	<b>3,096</b>	100%	18.1% ▲	+475	<b>GRAND TOTAL</b>	100%	100%

Filings by Division & Code

Division	Case Type Description	Code	Summary	Change	% Change	Absolute Change
<b>Criminal</b>	Misdemeanor	M	202	▲	+59.1%	+75
	Felony	F	75	▼	-41.9%	-54
	Show Cause	SC	22	▲	+175.0%	+14
	Capias	CA	21	▲	+90.9%	+10
	Civil Violation	CV	17	▲	+240.0%	+12
	Restricted Operators License	RL	1	▲	-	+1
	<b>Total</b>			<b>338</b>	<b>▲</b>	<b>20.7%</b>
<b>Traffic</b>	Infraction	I	1,685	▲	+29.1%	+380
	Misdemeanor	M	476	▲	+5.8%	+26
	Show Cause	SC	20	↔	-	-
	Capias	CA	16	▲	+23.1%	+3
	Felony	F	4	▼	-42.9%	-3
	Civil Violation	CV	0	▼	-100.0%	-1
	<b>Total</b>			<b>2,201</b>	<b>▲</b>	<b>22.6%</b>
<b>Civil</b>	Warrant in Debt	WD	247	▲	+14.9%	+32
	Garnishment	GA	135	▼	-9.4%	-14
	Unlawful Detainer	UD	40	▼	-2.4%	-1
	Admin License	AL	38	▲	+171.4%	+24
	Other	OT	28	▼	-26.3%	-10
	Preliminary Protective Order	PP	13	▼	-53.6%	-15
	Protective Order	PO	12	▼	-45.5%	-10
	Impoundment	IM	9	▲	+200.0%	+6
	Abstract	AJ	7	▼	-12.5%	-1
	Detinue	DT	2	▼	-33.3%	-1
	Show Cause	SC	2	▼	-71.4%	-5
	Counter Claim	CC	1	▲	-	+1
	Interrogatory	IN	1	▼	-80.0%	-4
	Motion for Judgment	MJ	1	▼	-50.0%	-1
	Petition-Restore Arms	PR	1	▲	-	+1
Capias	CA	0	▼	-100.0%	-1	
<b>Total</b>			<b>537</b>	<b>▲</b>	<b>0.2%</b>	<b>+1</b>
<b>Civil Commitments</b>	Emergency Custody Order	EC	10	▲	+150.0%	+6
	Temporary Detention Order	TD	10	▲	+100.0%	+5
	<b>Total</b>			<b>20</b>	<b>▲</b>	<b>122.2%</b>
<b>GRAND TOTAL</b>			<b>3,096</b>	<b>▲</b>	<b>18.1%</b>	<b>+475</b>

Filings by Major Case Category\*\*

Category	Summary	Change	% Change	Absolute Change
Felony	79	▼	-41.9%	-57
Garnishment	136	▼	-11.7%	-18
General Civil	251	▲	+14.1%	+31
Infraction/Civil Violation	1,702	▲	+29.8%	+391
Landlord /Tenant	40	▼	-2.4%	-1
Misdemeanor	679	▲	+17.7%	+102
Other	184	▲	+39.4%	+52
Protective Orders	25	▼	-50.0%	-25
<b>GRAND TOTAL</b>	<b>3,096</b>	<b>▲</b>	<b>18.1%</b>	<b>+475</b>

\* Compared to same time period as previous year

\*\* Case Type Categories are defined in the 2017 Virginia Judicial Workload Assessment

\* Compared to same time period as previous year

\*\* Case Type Categories are defined in the 2017 Virginia Judicial Workload Assessment  
Source: SCV-SQL-Information

2023 Overall GRAND TOTAL	Distribution of Caseload	Change*	Percentage (%) of Caseload																																													
<b>12,594</b> +1,343	<table border="1"> <tr><td>Criminal</td><td>1,026</td><td>8%</td></tr> <tr><td>Traffic</td><td>9,148</td><td>73%</td></tr> <tr><td>Civil</td><td>1,728</td><td>14%</td></tr> <tr><td>Civil Commitments</td><td>692</td><td>5%</td></tr> <tr><td><b>GRAND TOTAL</b></td><td><b>12,594</b></td><td><b>100%</b></td></tr> </table>	Criminal	1,026	8%	Traffic	9,148	73%	Civil	1,728	14%	Civil Commitments	692	5%	<b>GRAND TOTAL</b>	<b>12,594</b>	<b>100%</b>	<table border="1"> <tr><td>Criminal</td><td>41.7% ▲</td><td>+302</td></tr> <tr><td>Traffic</td><td>12.6% ▲</td><td>+1,026</td></tr> <tr><td>Civil</td><td>6.3% ▲</td><td>+103</td></tr> <tr><td>Civil Commitments</td><td>-11.3% ▼</td><td>-88</td></tr> <tr><td><b>GRAND TOTAL</b></td><td><b>11.9% ▲</b></td><td><b>+1,343</b></td></tr> </table>	Criminal	41.7% ▲	+302	Traffic	12.6% ▲	+1,026	Civil	6.3% ▲	+103	Civil Commitments	-11.3% ▼	-88	<b>GRAND TOTAL</b>	<b>11.9% ▲</b>	<b>+1,343</b>	<table border="1"> <tr><td>Criminal</td><td>2022: 6.4%</td><td>2023: 8.1%</td></tr> <tr><td>Traffic</td><td>2022: 72.2%</td><td>2023: 72.6%</td></tr> <tr><td>Civil</td><td>2022: 14.4%</td><td>2023: 13.7%</td></tr> <tr><td>Civil Commitments</td><td>2022: 6.9%</td><td>2023: 5.5%</td></tr> <tr><td><b>GRAND TOTAL</b></td><td><b>100%</b></td><td><b>100%</b></td></tr> </table>	Criminal	2022: 6.4%	2023: 8.1%	Traffic	2022: 72.2%	2023: 72.6%	Civil	2022: 14.4%	2023: 13.7%	Civil Commitments	2022: 6.9%	2023: 5.5%	<b>GRAND TOTAL</b>	<b>100%</b>	<b>100%</b>
Criminal	1,026	8%																																														
Traffic	9,148	73%																																														
Civil	1,728	14%																																														
Civil Commitments	692	5%																																														
<b>GRAND TOTAL</b>	<b>12,594</b>	<b>100%</b>																																														
Criminal	41.7% ▲	+302																																														
Traffic	12.6% ▲	+1,026																																														
Civil	6.3% ▲	+103																																														
Civil Commitments	-11.3% ▼	-88																																														
<b>GRAND TOTAL</b>	<b>11.9% ▲</b>	<b>+1,343</b>																																														
Criminal	2022: 6.4%	2023: 8.1%																																														
Traffic	2022: 72.2%	2023: 72.6%																																														
Civil	2022: 14.4%	2023: 13.7%																																														
Civil Commitments	2022: 6.9%	2023: 5.5%																																														
<b>GRAND TOTAL</b>	<b>100%</b>	<b>100%</b>																																														

Filings by Division & Code

Division	Case Type Description	Code	Summary	Change	% Change	Absolute Change
<b>Criminal</b>	Misdemeanor	M	657	▲	+68.0%	+266
	Felony	F	249	▲	+6.0%	+14
	Capias	CA	71	▲	+24.6%	+14
	Civil Violation	CV	29	▲	+26.1%	+6
	Show Cause	SC	20	▲	+11.1%	+2
	<b>Total</b>			<b>1,026</b>	<b>▲</b>	<b>41.7%</b>
<b>Traffic</b>	Infraction	I	6,330	▲	+8.1%	+476
	Misdemeanor	M	2,716	▲	+28.1%	+595
	Capias	CA	84	▼	-30.6%	-37
	Other	O	6	▲	-	+6
	Restricted Operators License	RL	5	▼	-54.5%	-6
	Show Cause	SC	4	▼	-63.6%	-7
	Civil Violation	CV	3	↔	-	-
	Felony	F	0	▼	-100.0%	-1
	<b>Total</b>			<b>9,148</b>	<b>▲</b>	<b>12.6%</b>
<b>Civil</b>	Warrant in Debt	WD	624	▼	-3.3%	-21
	Garnishment	GA	558	▼	-8.1%	-49
	Unlawful Detainer	UD	256	▲	+55.2%	+91
	Other	OT	126	▲	+44.8%	+39
	Preliminary Protective Order	PP	45	▲	+36.4%	+12
	Admin License	AL	34	▲	+112.5%	+18
	Protective Order	PO	33	▲	+50.0%	+11
	Show Cause	SC	18	▲	+20.0%	+3
	Abstract	AJ	9	▼	-40.0%	-6
	Petition-Restore Arms	PR	7	▲	+133.3%	+4
	Detinue	DT	6	▼	-14.3%	-1
	Motion for Judgment	MJ	5	▼	-16.7%	-1
	Impoundment	IM	4	▲	+100.0%	+2
	Interrogatory-Not	IC	1	▲	-	+1
	Overweight	OC	1	↔	-	-
	Tenants Assertion	TA	1	▲	-	+1
Bond Forfeiture	BF	0	▼	-100.0%	-1	
<b>Total</b>			<b>1,728</b>	<b>▲</b>	<b>6.3%</b>	<b>+103</b>
<b>Civil Commitments</b>	Other	OT	332	▼	-0.3%	-1
	Mental Commitment	MC	276	▼	-25.4%	-94
	Emergency Custody Order	EC	71	↔	-	-
	Temporary Detention Order	TD	13	▲	+116.7%	+7
<b>Total</b>			<b>692</b>	<b>▼</b>	<b>-11.3%</b>	<b>-88</b>
<b>GRAND TOTAL</b>			<b>12,594</b>	<b>▲</b>	<b>11.9%</b>	<b>+1,343</b>

Filings by Major Case Category\*\*

Category	Summary	Change	% Change	Absolute Change
Felony	249	▼	+5.5%	+13
Garnishment	558	▼	-8.1%	-49
General Civil	643	▲	-2.7%	-18
Infraction/Civil Violation	6,369	▲	+8.3%	+488
Involuntary Civil Commitments	332	▼	-0.3%	-1
Landlord /Tenant	257	▲	+55.8%	+92

\* Compared to same time period as previous year



\*\* Case Type Categories are defined in the 2017 Virginia Judicial Workload Assessment

**CPSS - GCMS CASELOAD STATISTICS OF THE GENERAL DISTRICT COURTS**  
 January 2023 thru December 2023 Filings (Compared to January 2022 thru December 2022)

Misdemeanor	3,378	▲	+33.9%	+855
Other	730	▲	-7.6%	-60
Protective Orders	78	▲	+41.8%	+23
<b>GRAND TOTAL</b>	<b>12,594</b>	▲	11.9%	+1,343

\* Compared to same time period as previous year

\*\* Case Type Categories are defined in the 2017 Virginia Judicial Workload Assessment  
 Source: SCV-SQL-Information

2023 Overall GRAND TOTAL		Distribution of Caseload			Change*		Percentage (%) of Caseload			
2023 	<b>5,036</b>	+782	<b>Criminal</b>	648	13%	-6.0% ▼	-41	<b>Criminal</b>	2022	2023
			<b>Traffic</b>	2,834	56%	22.6% ▲	+523	<b>Traffic</b>	16.2%	12.9%
2022 			<b>Civil</b>	972	19%	18.1% ▲	+149	<b>Civil</b>	54.3%	56.3%
			<b>Civil Commitments</b>	582	12%	35.0% ▲	+151	<b>Civil Commitments</b>	19.3%	19.3%
			<b>GRAND TOTAL</b>	<b>5,036</b>	100%	18.4% ▲	+782	<b>GRAND TOTAL</b>	10.1%	11.6%
								<b>GRAND TOTAL</b>	100%	100%

**Filings by Division & Code**

Division	Case Type Description	Code	Summary	Change	% Change	Absolute Change
<b>Criminal</b>	Misdemeanor	M	381	▼	-4.5%	-18
	Felony	F	154	▼	-13.5%	-24
	Show Cause	SC	57	▲	+21.3%	+10
	Capias	CA	38	▼	-5.0%	-2
	Civil Violation	CV	18	▼	-28.0%	-7
	<b>Total</b>			<b>648</b>	▼	<b>-6.0%</b>
<b>Traffic</b>	Infraction	I	2,252	▲	+25.1%	+452
	Misdemeanor	M	528	▲	+20.8%	+91
	Show Cause	SC	28	▼	-20.0%	-7
	Capias	CA	19	▼	-32.1%	-9
	Felony	F	5	▼	-44.4%	-4
	Civil Violation	CV	1	↔		-
	Other	O	1	▲	-	+1
	Restricted Operators License	RL	0	▼	-100.0%	-1
<b>Total</b>			<b>2,834</b>	▲	<b>22.6%</b>	<b>+523</b>
<b>Civil</b>	Warrant in Debt	WD	355	▲	+7.9%	+26
	Garnishment	GA	251	▲	+20.7%	+43
	Unlawful Detainer	UD	128	▲	+26.7%	+27
	Detinue	DT	92	▲	+33.3%	+23
	Other	OT	53	▲	+3.9%	+2
	Preliminary Protective Order	PP	27	▲	+145.5%	+16
	Protective Order	PO	23	▲	+15.0%	+3
	Admin License	AL	18	▲	+28.6%	+4
	Interrogatory	IN	7	▲	+250.0%	+5
	Motion for Judgment	MJ	6	▼	-25.0%	-2
	Show Cause	SC	5	▲	+66.7%	+2
	Tenants Assertion	TA	3	▲	+50.0%	+1
	Impoundment	IM	2	▲	+100.0%	+1
	Abstract	AJ	1	↔		-
	Counter Claim	CC	1	↔		-
	Petition-Restore Arms	PR	0	▼	-100.0%	-2
<b>Total</b>			<b>972</b>	▲	<b>18.1%</b>	<b>+149</b>
<b>Civil Commitments</b>	Mental Commitment	MC	521	▲	+37.5%	+142
	Temporary Detention Order	TD	32	▼	-20.0%	-8
	Emergency Custody Order	EC	20	▲	+66.7%	+8
	Other	OT	9	▲	-	+9
<b>Total</b>			<b>582</b>	▲	<b>35.0%</b>	<b>+151</b>
<b>GRAND TOTAL</b>			<b>5,036</b>	▲	18.4%	+782

**Filings by Major Case Category\*\***

Category	Summary	Change	% Change	Absolute Change
Felony	159	▼	-15.0%	-28
Garnishment	258	▲	+22.9%	+48
General Civil	457	▲	+11.5%	+47
Infraction/Civil Violation	2,272	▲	+24.4%	+446
Involuntary Civil Commitments	9	▲	-	+9
Landlord /Tenant	131	▲	+27.2%	+28
Misdemeanor	909	▼	+8.6%	+72

\* Compared to same time period as previous year



\*\* Case Type Categories are defined in the 2017 Virginia Judicial Workload Assessment

**CPSS - GCMS CASELOAD STATISTICS OF THE GENERAL DISTRICT COURTS**  
 January 2023 thru December 2023 Filings (Compared to January 2022 thru December 2022)

Other	791	▲	+21.7%	+141
Protective Orders	50	▲	+61.3%	+19
<b>GRAND TOTAL</b>	<b>5,036</b>	▲	18.4%	+782

\* Compared to same time period as previous year

\*\* Case Type Categories are defined in the 2017 Virginia Judicial Workload Assessment  
 Source: SCV-SQL-Information

2023 Overall GRAND TOTAL		Distribution of Caseload			Change*		Percentage (%) of Caseload		
<b>24,599</b>	+4,320	<b>Criminal</b>	2,614	11%	19.5% ▲	+427	<b>Criminal</b>	2022	2023
		<b>Traffic</b>	11,105	45%	30.6% ▲	+2,600	<b>Traffic</b>	10.8%	10.6%
		<b>Civil</b>	7,987	32%	12.0% ▲	+857	<b>Civil</b>	41.9%	45.1%
		<b>Civil Commitments</b>	2,893	12%	17.7% ▲	+436	<b>Civil Commitments</b>	35.2%	32.5%
		<b>GRAND TOTAL</b>	<b>24,599</b>	100%	21.3% ▲	+4,320	<b>GRAND TOTAL</b>	100%	100%

Filings by Division & Code

Division	Case Type Description	Code	Summary	Change	% Change	Absolute Change
<b>Criminal</b>	Misdemeanor	M	1,503	▲	+35.6%	+395
	Felony	F	629	▲	+3.6%	+22
	Capias	CA	277	▲	+4.9%	+13
	Show Cause	SC	168	▼	-5.1%	-9
	Civil Violation	CV	37	▲	+19.4%	+6
	<b>Total</b>			<b>2,614</b>	<b>▲</b>	<b>19.5%</b>
<b>Traffic</b>	Infraction	I	8,087	▲	+29.2%	+1,826
	Misdemeanor	M	2,795	▲	+36.9%	+753
	Capias	CA	69	▲	+11.3%	+7
	Felony	F	52	▲	+26.8%	+11
	Other	O	48	▼	-9.4%	-5
	Restricted Operators License	RL	26	↔		-
	Show Cause	SC	18	▲	+5.9%	+1
	Civil Violation	CV	10	▲	+233.3%	+7
<b>Total</b>			<b>11,105</b>	<b>▲</b>	<b>30.6%</b>	<b>+2,600</b>
<b>Civil</b>	Unlawful Detainer	UD	3,338	▲	+45.4%	+1,043
	Garnishment	GA	2,063	▼	-8.1%	-183
	Warrant in Debt	WD	1,632	▲	+3.2%	+50
	Other	OT	309	▲	-7.8%	-26
	Detinue	DT	144	▼	-20.4%	-37
	Show Cause	SC	107	▲	+35.4%	+28
	Preliminary Protective Order	PP	97	▼	-19.2%	-23
	Protective Order	PO	76	▼	-23.2%	-23
	Bond Forfeiture	BF	62	▲	+129.6%	+35
	Motion for Judgment	MJ	55	▲	+7.8%	+4
	Abstract	AJ	45	▼	-8.2%	-4
	Tenants Assertion	TA	16	▼	-20.0%	-4
	Petition-Restore Arms	PR	14	▼	-17.6%	-3
	Interrogatory	IN	12	▼	-40.0%	-8
	Admin License	AL	10	▲	+400.0%	+8
	Counter Claim	CC	5	↔		-
	Capias	CA	1	↔		-
	Mechanic's Lien	ML	1	▲	-	+1
	Overweight	OC	0	▼	-100.0%	-1
<b>Total</b>			<b>7,987</b>	<b>▲</b>	<b>12.0%</b>	<b>+857</b>
<b>Civil Commitments</b>	Mental Commitment	MC	2,025	▲	+21.4%	+357
	Other	OT	689	▲	+18.6%	+108
	Temporary Detention Order	TD	135	▲	+16.4%	+19
	Emergency Custody Order	EC	44	▼	-51.6%	-47
	Petition	PT	0	▼	-100.0%	-1
<b>Total</b>			<b>2,893</b>	<b>▲</b>	<b>17.7%</b>	<b>+436</b>
<b>GRAND TOTAL</b>			<b>24,599</b>	<b>▲</b>	<b>21.3%</b>	<b>+4,320</b>

Filings by Major Case Category\*\*

Category	Summary	Change	% Change	Absolute Change
Felony	681	▲	+5.1%	+33
Garnishment	2,075	▼	-8.4%	-191
General Civil	1,916	▲	+3.0%	+56

\* Compared to same time period as previous year

\*\* Case Type Categories are defined in the 2017 Virginia Judicial Workload Assessment



**CPSS - GCMS CASELOAD STATISTICS OF THE GENERAL DISTRICT COURTS**  
 January 2023 thru December 2023 Filings (Compared to January 2022 thru December 2022)

Infraction/Civil Violation	8,182	▲	+28.9%	+1,833
Involuntary Civil Commitments	689	▼	+18.4%	+107
Landlord /Tenant	3,354	▲	+44.9%	+1,039
Misdemeanor	4,324	▲	+36.1%	+1,148
Other	3,205	▲	+11.9%	+341
Protective Orders	173	▼	-21.0%	-46
<b>GRAND TOTAL</b>	<b>24,599</b>	▲	21.3%	+4,320

\* Compared to same time period as previous year

\*\* Case Type Categories are defined in the 2017 Virginia Judicial Workload Assessment  
 Source: SCV-SQL-Information



2023 Overall GRAND TOTAL		Distribution of Caseload			Change*		Percentage (%) of Caseload		
<b>4,606</b>	+955	<b>Criminal</b>	644	14%	-4.5% ▼	-30	<b>Criminal</b>	2022	2023
		<b>Traffic</b>	3,160	69%	42.5% ▲	+942	<b>Traffic</b>	18.5%	14.0%
2023 		<b>Civil</b>	778	17%	7.6% ▲	+55	<b>Civil</b>	60.8%	68.6%
2022 		<b>Civil Commitments</b>	24	1%	-33.3% ▼	-12	<b>Civil Commitments</b>	19.8%	16.9%
		<b>GRAND TOTAL</b>	<b>4,606</b>	100%	26.2% ▲	+955	<b>GRAND TOTAL</b>	100%	100%

Filings by Division & Code

Division	Case Type Description	Code	Summary	Change	% Change	Absolute Change
<b>Criminal</b>	Misdemeanor	M	315	▼	-22.2%	-90
	Felony	F	189	▲	+26.8%	+40
	Show Cause	SC	62	▼	-3.1%	-2
	Civil Violation	CV	40	▲	+150.0%	+24
	Capias	CA	38	▼	-5.0%	-2
	<b>Total</b>			<b>644</b>	▼	<b>-4.5%</b>
<b>Traffic</b>	Infraction	I	2,614	▲	+43.9%	+798
	Misdemeanor	M	485	▲	+32.5%	+119
	Show Cause	SC	31	▲	+55.0%	+11
	Capias	CA	24	▲	+60.0%	+9
	Felony	F	6	▲	+500.0%	+5
	<b>Total</b>			<b>3,160</b>	▲	<b>42.5%</b>
<b>Civil</b>	Warrant in Debt	WD	358	▲	+13.3%	+42
	Garnishment	GA	191	▲	+5.5%	+10
	Unlawful Detainer	UD	68	▼	-6.8%	-5
	Admin License	AL	40	▲	+11.1%	+4
	Zoning Violation	ZO	37	▲	+1,133.3%	+34
	Impoundment	IM	22	▲	+10.0%	+2
	Other	OT	16	▲	-15.8%	-3
	Preliminary Protective Order	PP	13	↔	-	-
	Protective Order	PO	13	▲	+8.3%	+1
	Motion for Judgment	MJ	6	▼	-33.3%	-3
	Detinue	DT	4	▲	+33.3%	+1
	Abstract	AJ	3	▼	-40.0%	-2
	Interrogatory	IN	2	▲	-	+2
	Tenants Assertion	TA	2	▲	+100.0%	+1
	Interrogatory-Not	IC	1	▼	-85.7%	-6
	Petition-Restore Arms	PR	1	▼	-80.0%	-4
	Show Cause	SC	1	▼	-94.4%	-17
	Restricted Operators License	RL	0	▼	-100.0%	-2
<b>Total</b>			<b>778</b>	▲	<b>7.6%</b>	<b>+55</b>
<b>Civil Commitments</b>	Temporary Detention Order	TD	13	▼	-40.9%	-9
	Emergency Custody Order	EC	8	↔	-	-
	Other	OT	2	▼	-50.0%	-2
	Mental Commitment	MC	1	▼	-50.0%	-1
<b>Total</b>			<b>24</b>	▼	<b>-33.3%</b>	<b>-12</b>
<b>GRAND TOTAL</b>			<b>4,606</b>	▲	26.2%	+955

Filings by Major Case Category\*\*

Category	Summary	Change	% Change	Absolute Change
Felony	195	▲	+30.0%	+45
Garnishment	193	▲	+6.6%	+12
General Civil	370	▲	+11.1%	+37
Infraction/Civil Violation	2,654	▲	+44.9%	+822
Involuntary Civil Commitments	2	▼	-50.0%	-2
Landlord /Tenant	70	▲	-5.4%	-4
Misdemeanor	837	▲	+7.9%	+61

\* Compared to same time period as previous year

\*\* Case Type Categories are defined in the 2017 Virginia Judicial Workload Assessment



Source: SCV-SQL-Information

**CPSS - GCMS CASELOAD STATISTICS OF THE GENERAL DISTRICT COURTS**  
 January 2023 thru December 2023 Filings (Compared to January 2022 thru December 2022)

Other	259	▼	-6.2%	-17
Protective Orders	26	▲	+4.0%	+1
<b>GRAND TOTAL</b>	<b>4,606</b>	▲	26.2%	+955

\* Compared to same time period as previous year

\*\* Case Type Categories are defined in the 2017 Virginia Judicial Workload Assessment  
 Source: SCV-SQL-Information

2023 Overall GRAND TOTAL		Distribution of Caseload			Change*		Percentage (%) of Caseload			
<b>80,762</b>	-1,072	<b>Criminal</b>	11,091	14%	-3.9%	▼	-447	<b>Criminal</b>	2022 14.1%	2023 13.7%
		<b>Traffic</b>	37,123	46%	-9.4%	▼	-3,857	<b>Traffic</b>	50.1%	46.0%
2023 		<b>Civil</b>	32,065	40%	11.4%	▲	+3,291	<b>Civil</b>	35.2%	39.7%
2022 		<b>Civil Commitments</b>	483	1%	-10.9%	▼	-59	<b>Civil Commitments</b>	0.7%	0.6%
		<b>GRAND TOTAL</b>	<b>80,762</b>	100%	-1.3%	▼	-1,072	<b>GRAND TOTAL</b>	100%	100%

**Filings by Division & Code**

Division	Case Type Description	Code	Summary	Change	% Change	Absolute Change
<b>Criminal</b>	Misdemeanor	M	5,803	▲	+6.0%	+329
	Felony	F	3,372	▼	-11.1%	-423
	Capias	CA	1,357	▼	-14.7%	-234
	Show Cause	SC	411	▼	-19.7%	-101
	Civil Violation	CV	134	▼	-5.6%	-8
	Motion	MO	14	▼	-41.7%	-10
	<b>Total</b>			<b>11,091</b>	▼	<b>-3.9%</b>
<b>Traffic</b>	Infraction	I	22,068	▼	-11.7%	-2,935
	Misdemeanor	M	12,564	▼	-5.4%	-718
	Capias	CA	1,026	▼	-12.4%	-145
	Show Cause	SC	603	▼	-0.7%	-4
	Felony	F	362	▲	+7.4%	+25
	Motion	MO	223	▼	-14.6%	-38
	Civil Violation	CV	209	▼	-13.6%	-33
	Restricted Operators License	RL	67	▼	-2.9%	-2
	Other	O	1	▼	-87.5%	-7
<b>Total</b>			<b>37,123</b>	▼	<b>-9.4%</b>	<b>-3,857</b>
<b>Civil</b>	Warrant in Debt	WD	11,553	▲	+9.2%	+973
	Garnishment	GA	9,063	▲	+4.4%	+385
	Unlawful Detainer	UD	7,296	▲	+33.7%	+1,837
	Other	OT	980	▲	+8.5%	+77
	Admin License	AL	643	▼	-4.9%	-33
	Protective Order	PO	559	▲	+18.2%	+86
	Preliminary Protective Order	PP	545	▲	+16.0%	+75
	Show Cause	SC	403	▲	+11.0%	+40
	Abstract	AJ	188	▼	-21.7%	-52
	Motion for Judgment	MJ	180	▼	-6.3%	-12
	Bond Forfeiture	BF	165	▲	+29.9%	+38
	Interrogatory	IN	160	▲	+5.3%	+8
	Detinue	DT	99	▼	-42.1%	-72
	Impoundment	IM	84	▼	-29.4%	-35
	Interrogatory-Not	IC	55	▼	-32.1%	-26
	Counter Claim	CC	28	▲	+27.3%	+6
	Tenants Assertion	TA	27	▲	+22.7%	+5
	Petition-Restore Arms	PR	18	↔	-	-
	Capias	CA	16	▼	-30.4%	-7
	Third Party Claim	TH	2	▲	+100.0%	+1
	Cross Claim	CR	1	▼	-50.0%	-1
Mechanic's Lien	ML	0	▼	-100.0%	-1	
Restricted Operators License	RL	0	▼	-100.0%	-1	
<b>Total</b>			<b>32,065</b>	▲	<b>11.4%</b>	<b>+3,291</b>
<b>Civil Commitments</b>	Temporary Detention Order	TD	317	▼	-10.2%	-36
	Emergency Custody Order	EC	156	▼	-15.2%	-28
	Medical Emergency Temporary Detention Order	MT	7	▲	+75.0%	+3
	Medical Emergency Custody Order	ME	2	▲	+100.0%	+1
	Mental Commitment	MC	1	▲	-	+1
<b>Total</b>			<b>483</b>	▼	<b>-10.9%</b>	<b>-59</b>
<b>GRAND TOTAL</b>			<b>80,762</b>	▼	-1.3%	-1,072

\* Compared to same time period as previous year



\*\* Case Type Categories are defined in the 2017 Virginia Judicial Workload Assessment

**Filings by Major Case Category\*\***

Category	Summary	Change	% Change	Absolute Change
Felony	3,734	▼	-9.6%	-398
Garnishment	9,223	▲	+4.5%	+393
General Civil	12,112	▼	+8.3%	+925
Infraction/Civil Violation	22,412	▼	-11.7%	-2,983
Landlord /Tenant	7,323	▲	+33.6%	+1,842
Misdemeanor	18,434	▼	-2.1%	-392
Other	6,420	▲	-8.8%	-620
Protective Orders	1,104	▲	+17.1%	+161
<b>GRAND TOTAL</b>	<b>80,762</b>	▼	-1.3%	-1,072

\* Compared to same time period as previous year

\*\* Case Type Categories are defined in the 2017 Virginia Judicial Workload Assessment  
 Source: SCV-SQL-Information

2023 Overall GRAND TOTAL		Distribution of Caseload			Change*		Percentage (%) of Caseload		
<b>9,422</b>	+369	<b>Criminal</b>	2,220	24%	-2.1% ▼	-47	<b>Criminal</b>	2022	2023
		<b>Traffic</b>	4,350	46%	1.4% ▲	+61	<b>Traffic</b>	25.0%	23.6%
2023 		<b>Civil</b>	2,790	30%	14.9% ▲	+362	<b>Civil</b>	47.4%	46.2%
2022 		<b>Civil Commitments</b>	62	1%	-10.1% ▼	-7	<b>Civil Commitments</b>	26.8%	29.6%
		<b>GRAND TOTAL</b>	<b>9,422</b>	100%	4.1% ▲	+369	<b>GRAND TOTAL</b>	0.8%	0.7%
							<b>GRAND TOTAL</b>	100%	100%

Filings by Division & Code

Division	Case Type Description	Code	Summary	Change	% Change	Absolute Change
<b>Criminal</b>	Misdemeanor	M	1,134	▼	-11.0%	-140
	Felony	F	613	▲	+23.6%	+117
	Capias	CA	311	▼	-1.6%	-5
	Show Cause	SC	108	▼	-28.0%	-42
	Civil Violation	CV	54	▲	+74.2%	+23
	<b>Total</b>			<b>2,220</b>	▼	<b>-2.1%</b>
<b>Traffic</b>	Infraction	I	3,175	▼	-3.2%	-106
	Misdemeanor	M	1,064	▲	+14.2%	+132
	Capias	CA	66	▲	+53.5%	+23
	Show Cause	SC	22	▲	+100.0%	+11
	Felony	F	14	▼	-12.5%	-2
	Civil Violation	CV	4	↔		-
	Other	O	3	▲	-	+3
	Restricted Operators License	RL	2	▲	+100.0%	+1
	Motion	MO	0	▼	-100.0%	-1
<b>Total</b>			<b>4,350</b>	▲	<b>1.4%</b>	<b>+61</b>
<b>Civil</b>	Warrant in Debt	WD	1,044	▲	+13.4%	+123
	Garnishment	GA	757	▲	+6.8%	+48
	Unlawful Detainer	UD	541	▲	+57.3%	+197
	Other	OT	105	▲	+18.0%	+16
	Detinue	DT	76	▼	-14.6%	-13
	Admin License	AL	72	▲	+18.0%	+11
	Preliminary Protective Order	PP	45	▼	-4.3%	-2
	Protective Order	PO	44	▼	-15.4%	-8
	Show Cause	SC	32	▲	+23.1%	+6
	Abstract	AJ	23	▲	+76.9%	+10
	Motion for Judgment	MJ	19	▼	-5.0%	-1
	Impoundment	IM	14	▼	-6.7%	-1
	Bond Forfeiture	BF	9	▼	-62.5%	-15
	Tenants Assertion	TA	4	▼	-20.0%	-1
	Interrogatory	IN	3	▼	-57.1%	-4
	Counter Claim	CC	1	▼	-66.7%	-2
	Petition-Restore Arms	PR	1	▼	-50.0%	-1
Petition to Require Blood Test	BT	0	▼	-100.0%	-1	
<b>Total</b>			<b>2,790</b>	▲	<b>14.9%</b>	<b>+362</b>
<b>Civil Commitments</b>	Temporary Detention Order	TD	40	▲	+5.3%	+2
	Emergency Custody Order	EC	22	▼	-26.7%	-8
	Medical Emergency Temporary Detention Order	MT	0	▼	-100.0%	-1
	<b>Total</b>			<b>62</b>	▼	<b>-10.1%</b>
<b>GRAND TOTAL</b>			<b>9,422</b>	▲	4.1%	+369

Filings by Major Case Category\*\*

Category	Summary	Change	% Change	Absolute Change
Felony	627	▲	+22.5%	+115
Garnishment	760	▼	+6.1%	+44
General Civil	1,146	▼	+10.4%	+108
Infraction/Civil Violation	3,236	▲	-2.4%	-80
Landlord /Tenant	545	▲	+56.2%	+196

\* Compared to same time period as previous year

\*\* Case Type Categories are defined in the 2017 Virginia Judicial Workload Assessment



**CPSS - GCMS CASELOAD STATISTICS OF THE GENERAL DISTRICT COURTS**  
 January 2023 thru December 2023 Filings (Compared to January 2022 thru December 2022)

**Colonial Heights**  
 District: 12 FIPS: 570

Misdemeanor	2,200	▲	-0.3%	-7
Other	819	▼	+0.4%	+3
Protective Orders	89	▼	-10.1%	-10
<b>GRAND TOTAL</b>	<b>9,422</b>	▲	4.1%	+369

\* Compared to same time period as previous year

\*\* Case Type Categories are defined in the 2017 Virginia Judicial Workload Assessment  
 Source: SCV-SQL-Information

2023 Overall GRAND TOTAL		Distribution of Caseload			Change*		Percentage (%) of Caseload		
<b>75,090</b>	+5,864	<b>Criminal</b>	9,202	12%	3.4% ▲	+306	<b>Criminal</b>	2022	2023
		<b>Traffic</b>	21,174	28%	-7.0% ▼	-1,588	<b>Traffic</b>	12.9%	12.3%
2023 		<b>Civil</b>	41,963	56%	20.7% ▲	+7,183	<b>Civil</b>	32.9%	28.2%
2022 		<b>Civil Commitments</b>	2,751	4%	-1.3% ▼	-37	<b>Civil Commitments</b>	50.2%	55.9%
		<b>GRAND TOTAL</b>	<b>75,090</b>	100%	8.5% ▲	+5,864	<b>GRAND TOTAL</b>	4.0%	3.7%
							<b>GRAND TOTAL</b>	100%	100%

Filings by Division & Code

Division	Case Type Description	Code	Summary	Change	% Change	Absolute Change
<b>Criminal</b>	Misdemeanor	M	5,046	▼	+2.7%	+133
	Felony	F	2,629	▼	-1.9%	-52
	Capias	CA	1,009	▼	+6.7%	+63
	Show Cause	SC	289	▼	+4.7%	+13
	Civil Violation	CV	224	▲	+183.5%	+145
	Restricted Operators License	RL	5	▲	+400.0%	+4
	<b>Total</b>			<b>9,202</b>	<b>▲</b>	<b>3.4%</b>
<b>Traffic</b>	Infraction	I	13,668	▼	-14.7%	-2,360
	Misdemeanor	M	6,397	▼	+15.2%	+845
	Other	O	601	▼	-8.7%	-57
	Capias	CA	200	▼	-6.1%	-13
	Felony	F	139	▼	-4.8%	-7
	Show Cause	SC	106	▼	+8.2%	+8
	Restricted Operators License	RL	61	▼	-6.2%	-4
	Civil Violation	CV	2	↔		-
<b>Total</b>			<b>21,174</b>	<b>▼</b>	<b>-7.0%</b>	<b>-1,588</b>
<b>Civil</b>	Warrant in Debt	WD	13,941	▼	+21.5%	+2,471
	Unlawful Detainer	UD	12,730	▼	+47.4%	+4,094
	Garnishment	GA	10,872	▲	+7.0%	+710
	Other	OT	1,787	▲	+25.9%	+368
	Preliminary Protective Order	PP	538	▼	-16.5%	-106
	Motion for Judgment	MJ	530	▼	-4.3%	-24
	Show Cause	SC	435	▲	-0.7%	-3
	Detinue	DT	260	▼	-30.5%	-114
	Abstract	AJ	235	▼	-48.0%	-217
	Protective Order	PO	156	▼	+43.1%	+47
	Interrogatory	IN	145	▲	-17.1%	-30
	Admin License	AL	121	▼		-
	Tenants Assertion	TA	88	▼	-17.8%	-19
	Counter Claim	CC	60	▼	+22.4%	+11
	Interrogatory-Not	IC	34	▲	+21.4%	+6
	Petition-Restore Arms	PR	13	▼	+18.2%	+2
	Capias	CA	7	▲	-12.5%	-1
	Bond Forfeiture	BF	5	▼	-68.8%	-11
	Impoundment	IM	2	▲	+100.0%	+1
	Restricted Operators License	RL	2	▲	+100.0%	+1
	Cross Claim	CR	1	▲	-	+1
Third Party Claim	TH	1	▼	-66.7%	-2	
Mechanic's Lien	ML	0	▼	-100.0%	-2	
<b>Total</b>			<b>41,963</b>	<b>▲</b>	<b>20.7%</b>	<b>+7,183</b>
<b>Civil Commitments</b>	Mental Commitment	MC	1,477	▼	-2.1%	-32
	Temporary Detention Order	TD	1,154	▲	+0.2%	+2
	Emergency Custody Order	EC	119	▼	-6.3%	-8
	Medical Emergency Temporary Detention Order	MT	1	▲	-	+1
<b>Total</b>			<b>2,751</b>	<b>▼</b>	<b>-1.3%</b>	<b>-37</b>
<b>GRAND TOTAL</b>			<b>75,090</b>	<b>▲</b>	<b>8.5%</b>	<b>+5,864</b>

\* Compared to same time period as previous year

\*\* Case Type Categories are defined in the 2017 Virginia Judicial Workload Assessment



**Filings by Major Case Category\*\***

Category	Summary	Change	% Change	Absolute Change
Felony	2,768	▼	-2.1%	-59
Garnishment	11,017	▲	+6.6%	+680
General Civil	15,572	▼	+19.0%	+2,490
Infraction/Civil Violation	14,495	▼	-13.6%	-2,272
Landlord /Tenant	12,818	▼	+46.6%	+4,075
Misdemeanor	11,511	▲	+9.3%	+979
Other	6,215	▲	+0.5%	+30
Protective Orders	694	▼	-7.8%	-59
<b>GRAND TOTAL</b>	<b>75,090</b>	▲	8.5%	+5,864

\* Compared to same time period as previous year

\*\* Case Type Categories are defined in the 2017 Virginia Judicial Workload Assessment  
 Source: SCV-SQL-Information



2023 Overall GRAND TOTAL		Distribution of Caseload			Change*		Percentage (%) of Caseload		
<b>99,092</b>	+8,326	<b>Criminal</b>	12,781	13%	-4.3% ▼	-576	<b>Criminal</b>	2022 14.7%	2023 12.9%
		<b>Traffic</b>	50,085	51%	7.4% ▲	+3,458	<b>Traffic</b>	51.4%	50.5%
2023 		<b>Civil</b>	35,004	35%	18.9% ▲	+5,559	<b>Civil</b>	32.4%	35.3%
2022 		<b>Civil Commitments</b>	1,222	1%	-8.6% ▼	-115	<b>Civil Commitments</b>	1.5%	1.2%
		<b>GRAND TOTAL</b>	<b>99,092</b>	100%	9.2% ▲	+8,326	<b>GRAND TOTAL</b>	100%	100%

Filings by Division & Code

Division	Case Type Description	Code	Summary	Change	% Change	Absolute Change
<b>Criminal</b>	Misdemeanor	M	6,776	▲	+1.1%	+73
	Felony	F	3,780	▼	-7.4%	-302
	Capias	CA	1,535	▼	-6.1%	-99
	Show Cause	SC	529	▼	-33.5%	-267
	Civil Violation	CV	161	▲	+14.2%	+20
	Restricted Operators License	RL	0	▼	-100.0%	-1
	<b>Total</b>			<b>12,781</b>	▼	<b>-4.3%</b>
<b>Traffic</b>	Infraction	I	39,152	▲	+7.3%	+2,670
	Misdemeanor	M	10,247	▲	+8.2%	+778
	Capias	CA	339	▼	-9.4%	-35
	Felony	F	191	▲	+49.2%	+63
	Show Cause	SC	109	▼	-7.6%	-9
	Restricted Operators License	RL	43	▼	-12.2%	-6
	Civil Violation	CV	4	▼	-42.9%	-3
<b>Total</b>			<b>50,085</b>	▲	<b>7.4%</b>	<b>+3,458</b>
<b>Civil</b>	Warrant in Debt	WD	11,426	▲	+20.1%	+1,912
	Unlawful Detainer	UD	10,550	▲	+56.6%	+3,814
	Garnishment	GA	10,080	▲	+5.2%	+496
	Admin License	AL	425	▲	+2.7%	+11
	Preliminary Protective Order	PP	413	▲	+1.5%	+6
	Other	OT	371	▼	-28.9%	-151
	Abstract	AJ	356	▼	-12.7%	-52
	Protective Order	PO	322	▼	-7.2%	-25
	Motion for Judgment	MJ	274	▲	+6.6%	+17
	Detinue	DT	248	▼	-50.8%	-256
	Show Cause	SC	128	▼	-8.6%	-12
	Interrogatory	IN	98	▼	-60.2%	-148
	Bond Forfeiture	BF	70	▼	-47.8%	-64
	Tenants Assertion	TA	68	▲	+51.1%	+23
	Impoundment	IM	64	▼	-4.5%	-3
	Counter Claim	CC	40	▲	+29.0%	+9
	Interrogatory-Not	IC	25	▲	+25.0%	+5
	Overweight	OC	20	▼	-44.4%	-16
	Petition-Restore Arms	PR	17	▼	-26.1%	-6
	Capias	CA	5	▲	+25.0%	+1
	Restricted Operators License	RL	2	▲	+100.0%	+1
	Motor Carrier	MC	1	↔		-
	Third Party Claim	TH	1	▼	-66.7%	-2
Mechanic's Lien	ML	0	▼	-100.0%	-1	
<b>Total</b>			<b>35,004</b>	▲	<b>18.9%</b>	<b>+5,559</b>
<b>Civil Commitments</b>	Temporary Detention Order	TD	635	▼	-6.6%	-45
	Mental Commitment	MC	465	▼	-5.3%	-26
	Emergency Custody Order	EC	59	▼	-35.2%	-32
	Other	OT	46	▼	-23.3%	-14
	Medical Emergency Temporary Detention Order	MT	16	▲	+33.3%	+4
	Medical Emergency Custody Order	ME	1	▼	-66.7%	-2
<b>Total</b>			<b>1,222</b>	▼	<b>-8.6%</b>	<b>-115</b>
<b>GRAND TOTAL</b>			<b>99,092</b>	▲	9.2%	+8,326

\* Compared to same time period as previous year



\*\* Case Type Categories are defined in the 2017 Virginia Judicial Workload Assessment

**Filings by Major Case Category\*\***

Category	Summary	Change	% Change	Absolute Change
Felony	3,971	▲	-5.7%	-239
Garnishment	10,178	▼	+3.5%	+348
General Civil	12,022	▼	+16.1%	+1,664
Infraction/Civil Violation	39,338	▼	+7.3%	+2,671
Involuntary Civil Commitments	46	▼	-23.3%	-14
Landlord /Tenant	10,618	▲	+56.6%	+3,837
Misdemeanor	17,068	▼	+5.2%	+845
Other	5,116	▼	-13.0%	-767
Protective Orders	735	▼	-2.5%	-19
<b>GRAND TOTAL</b>	<b>99,092</b>	▲	9.2%	+8,326

\* Compared to same time period as previous year

\*\* Case Type Categories are defined in the 2017 Virginia Judicial Workload Assessment  
 Source: SCV-SQL-Information

2023 Overall GRAND TOTAL		Distribution of Caseload			Change*		Percentage (%) of Caseload		
<b>9,309</b>	-79	<b>Criminal</b>	1,150	12%	23.9% ▲	+222	<b>Criminal</b>	2022 9.9%	2023 12.4%
		<b>Traffic</b>	6,229	67%	-8.8% ▼	-599	<b>Traffic</b>	72.7%	66.9%
2023 		<b>Civil</b>	1,859	20%	17.7% ▲	+279	<b>Civil</b>	16.8%	20.0%
2022 		<b>Civil Commitments</b>	71	1%	36.5% ▲	+19	<b>Civil Commitments</b>	0.6%	0.8%
		<b>GRAND TOTAL</b>	<b>9,309</b>	100%	-0.8% ▼	-79	<b>GRAND TOTAL</b>	100%	100%

Filings by Division & Code

Division	Case Type Description	Code	Summary	Change	% Change	Absolute Change
<b>Criminal</b>	Misdemeanor	M	728	▲	+32.4%	+178
	Felony	F	287	▲	+7.9%	+21
	Capias	CA	81	▲	+12.5%	+9
	Civil Violation	CV	41	▲	+32.3%	+10
	Show Cause	SC	13	▲	+44.4%	+4
	Total			<b>1,150</b>	▲	<b>23.9%</b>
<b>Traffic</b>	Infraction	I	5,141	▼	-9.1%	-514
	Misdemeanor	M	999	▼	-9.1%	-100
	Capias	CA	60	▲	+15.4%	+8
	Felony	F	17	▲	+30.8%	+4
	Show Cause	SC	10	▲	+11.1%	+1
	Civil Violation	CV	2	▲	-	+2
	Total			<b>6,229</b>	▼	<b>-8.8%</b>
<b>Civil</b>	Warrant in Debt	WD	944	▲	+15.8%	+129
	Garnishment	GA	472	▲	+10.0%	+43
	Unlawful Detainer	UD	169	▲	+39.7%	+48
	Other	OT	80	▲	+25.0%	+16
	Preliminary Protective Order	PP	58	▲	+93.3%	+28
	Admin License	AL	43	▲	+10.3%	+4
	Protective Order	PO	27	▲	+35.0%	+7
	Show Cause	SC	23	▲	+130.0%	+13
	Interrogatory	IN	13	▼	-31.6%	-6
	Abstract	AJ	12	▲	+9.1%	+1
	Detinue	DT	9	▲	+80.0%	+4
	Impoundment	IM	5	▼	-50.0%	-5
	Counter Claim	CC	3	▲	+200.0%	+2
	Overweight	OC	1	▼	-75.0%	-3
	Petition-Restore Arms	PR	0	▼	-100.0%	-2
	Total			<b>1,859</b>	▲	<b>17.7%</b>
<b>Civil Commitments</b>	Temporary Detention Order	TD	43	▲	+22.9%	+8
	Emergency Custody Order	EC	28	▲	+64.7%	+11
	Total			<b>71</b>	▲	<b>36.5%</b>
<b>GRAND TOTAL</b>			<b>9,309</b>	▼	<b>-0.8%</b>	<b>-79</b>



Filings by Major Case Category\*\*

Category	Summary	Change	% Change	Absolute Change	
Felony	304	▲	+9.0%	+25	
Garnishment	485	▼	+8.3%	+37	
General Civil	953	▼	+15.9%	+131	
Infraction/Civil Violation	5,185	▲	-8.9%	-505	
Landlord /Tenant	169	▲	+39.7%	+48	
Misdemeanor	1,727	▲	+4.7%	+78	
Other	401	▲	+21.9%	+72	
Protective Orders	85	▲	+70.0%	+35	
<b>GRAND TOTAL</b>		<b>9,309</b>	▼	<b>-0.8%</b>	<b>-79</b>

\* Compared to same time period as previous year

\*\* Case Type Categories are defined in the 2017 Virginia Judicial Workload Assessment

Source: SCV-SQL-Information

2023 Overall GRAND TOTAL		Distribution of Caseload			Change*		Percentage (%) of Caseload		
<b>6,828</b>	+1,229	<b>Criminal</b>	496	7%	-4.6% ▼	-24	<b>Criminal</b>	2022	2023
		<b>Traffic</b>	5,401	79%	25.3% ▲	+1,091	<b>Traffic</b>	9.3%	7.3%
		<b>Civil</b>	904	13%	20.4% ▲	+153	<b>Civil</b>	77.0%	79.1%
		<b>Civil Commitments</b>	27	0%	50.0% ▲	+9	<b>Civil Commitments</b>	13.4%	13.2%
		<b>GRAND TOTAL</b>	<b>6,828</b>	100%	22.0% ▲	+1,229	<b>GRAND TOTAL</b>	0.3%	0.4%
							<b>GRAND TOTAL</b>	100%	100%

**Filings by Division & Code**

Division	Case Type Description	Code	Summary	Change	% Change	Absolute Change
<b>Criminal</b>	Misdemeanor	M	349	▼	-10.3%	-40
	Felony	F	94	▼	-4.1%	-4
	Capias	CA	31	▲	+106.7%	+16
	Civil Violation	CV	11	▲	+10.0%	+1
	Show Cause	SC	11	▲	+37.5%	+3
	<b>Total</b>			<b>496</b>	▼	<b>-4.6%</b>
<b>Traffic</b>	Infraction	I	4,697	▲	+26.8%	+994
	Misdemeanor	M	685	▲	+18.3%	+106
	Capias	CA	10	↔	-	-
	Felony	F	5	▼	-54.5%	-6
	Civil Violation	CV	2	▼	-33.3%	-1
	Restricted Operators License	RL	1	▲	-	+1
	Show Cause	SC	1	▼	-75.0%	-3
	<b>Total</b>			<b>5,401</b>	▲	<b>25.3%</b>
<b>Civil</b>	Warrant in Debt	WD	258	▲	+25.2%	+52
	Garnishment	GA	231	▲	+7.4%	+16
	Detinue	DT	149	▲	+62.0%	+57
	Unlawful Detainer	UD	119	▲	+120.4%	+65
	Other	OT	50	▼	-51.9%	-54
	Impoundment	IM	26	▲	+44.4%	+8
	Admin License	AL	21	↔	-	-
	Protective Order	PO	18	▲	+63.6%	+7
	Show Cause	SC	18	▲	+157.1%	+11
	Preliminary Protective Order	PP	7	▲	-	+7
	Abstract	AJ	4	▼	-80.0%	-16
	Counter Claim	CC	3	▲	+200.0%	+2
	Interrogatory	IN	0	▼	-100.0%	-2
	<b>Total</b>			<b>904</b>	▲	<b>20.4%</b>
<b>Civil Commitments</b>	Temporary Detention Order	TD	15	▲	+15.4%	+2
	Emergency Custody Order	EC	10	▲	+400.0%	+8
	Medical Emergency Temporary Detention Order	MT	1	▲	-	+1
	Mental Commitment	MC	1	↔	-	-
	Other	OT	0	▼	-100.0%	-2
	<b>Total</b>			<b>27</b>	▲	<b>50.0%</b>
<b>GRAND TOTAL</b>			<b>6,828</b>	▲	22.0%	+1,229

**Filings by Major Case Category\*\***

Category	Summary	Change	% Change	Absolute Change
Felony	99	▼	-9.2%	-10
Garnishment	231	▼	+6.5%	+14
General Civil	420	▲	+14.4%	+53
Infraction/Civil Violation	4,710	▲	+26.7%	+994
Involuntary Civil Commitments	0	▼	-100.0%	-2
Landlord /Tenant	119	▲	+120.4%	+65
Misdemeanor	1,035	▲	+6.9%	+67
Other	189	▲	+21.9%	+34
Protective Orders	25	▲	+127.3%	+14

\* Compared to same time period as previous year

\*\* Case Type Categories are defined in the 2017 Virginia Judicial Workload Assessment

**CPSS - GCMS CASELOAD STATISTICS OF THE GENERAL DISTRICT COURTS**  
January 2023 thru December 2023 Filings (Compared to January 2022 thru December 2022)

***GRAND TOTAL***

**6,828**



▲

22.0%

+1,229

\* Compared to same time period as previous year

\*\* Case Type Categories are defined in the 2017 Virginia Judicial Workload Assessment  
Source: SCV-SQL-Information

2023 Overall GRAND TOTAL		Distribution of Caseload			Change*		Percentage (%) of Caseload		
<b>17,974</b>	+2,372	<b>Criminal</b>	3,114	17%	20.1% ▲	+521	<b>Criminal</b>	2022	2023
		<b>Traffic</b>	7,342	41%	29.1% ▲	+1,657	<b>Traffic</b>	16.6%	17.3%
		<b>Civil</b>	6,376	35%	5.3% ▲	+321	<b>Civil</b>	36.4%	40.8%
		<b>Civil Commitments</b>	1,142	6%	-10.0% ▼	-127	<b>Civil Commitments</b>	38.8%	35.5%
		<b>GRAND TOTAL</b>	<b>17,974</b>	100%	15.2% ▲	+2,372	<b>GRAND TOTAL</b>	8.1%	6.4%
							<b>GRAND TOTAL</b>	100%	100%

**Filings by Division & Code**

Division	Case Type Description	Code	Summary	Change	% Change	Absolute Change
<b>Criminal</b>	Misdemeanor	M	1,978	▲	+22.6%	+365
	Felony	F	676	▲	+10.8%	+66
	Capias	CA	268	▲	+30.1%	+62
	Show Cause	SC	113	▼	-8.1%	-10
	Civil Violation	CV	78	▲	+90.2%	+37
	Restricted Operators License	RL	1	▲	-	+1
	<b>Total</b>			<b>3,114</b>	<b>▲</b>	<b>20.1%</b>
<b>Traffic</b>	Infraction	I	5,963	▲	+36.5%	+1,593
	Misdemeanor	M	1,268	▲	+5.6%	+67
	Capias	CA	76	▲	+4.1%	+3
	Show Cause	SC	16	▼	-20.0%	-4
	Felony	F	15	▼	-6.3%	-1
	Restricted Operators License	RL	4	▼	-20.0%	-1
	<b>Total</b>			<b>7,342</b>	<b>▲</b>	<b>29.1%</b>
<b>Civil</b>	Warrant in Debt	WD	3,013	▼	-1.6%	-50
	Garnishment	GA	1,657	▲	+31.8%	+400
	Unlawful Detainer	UD	849	▲	+13.0%	+98
	Admin License	AL	141	▲	+1.4%	+2
	Other	OT	141	▲	+20.5%	+24
	Detinue	DT	111	▲	+19.4%	+18
	Bond Forfeiture	BF	100	▲	+23.5%	+19
	Impoundment	IM	85	▼	-14.1%	-14
	Abstract	AJ	84	▲	+2.4%	+2
	Preliminary Protective Order	PP	70	▲	+70.7%	+29
	Show Cause	SC	64	▼	-63.2%	-110
	Protective Order	PO	32	▲	+68.4%	+13
	Interrogatory	IN	19	▼	-84.9%	-107
	Counter Claim	CC	3	▲	+50.0%	+1
	Petition-Restore Arms	PR	2	▲	+100.0%	+1
	Tenants Assertion	TA	2	▲	+100.0%	+1
	Capias	CA	1	▼	-80.0%	-4
	Motion for Judgment	MJ	1	▼	-75.0%	-3
	Overweight	OC	1	▲	-	+1
<b>Total</b>			<b>6,376</b>	<b>▲</b>	<b>5.3%</b>	<b>+321</b>
<b>Civil Commitments</b>	Mental Commitment	MC	685	▼	-13.2%	-104
	Temporary Detention Order	TD	167	▼	-4.6%	-8
	Other	OT	147	▲	+1.4%	+2
	Emergency Custody Order	EC	140	▼	-11.4%	-18
	Medical Emergency Temporary Detention Order	MT	2	↔	-	-
	Petition	PT	1	▲	-	+1
<b>Total</b>			<b>1,142</b>	<b>▼</b>	<b>-10.0%</b>	<b>-127</b>
<b>GRAND TOTAL</b>			<b>17,974</b>	<b>▲</b>	<b>15.2%</b>	<b>+2,372</b>

**Filings by Major Case Category\*\***

Category	Summary	Change	% Change	Absolute Change
Felony	691	▲	+10.4%	+65
Garnishment	1,676	▼	+21.2%	+293
General Civil	3,166	▲	-1.2%	-37

\* Compared to same time period as previous year

\*\* Case Type Categories are defined in the 2017 Virginia Judicial Workload Assessment

**CPSS - GCMS CASELOAD STATISTICS OF THE GENERAL DISTRICT COURTS**  
 January 2023 thru December 2023 Filings (Compared to January 2022 thru December 2022)

Infraction/Civil Violation	6,042	▲	+37.0%	+1,631
Involuntary Civil Commitments	148	▲	+2.1%	+3
Landlord /Tenant	851	▲	+13.2%	+99
Misdemeanor	3,251	▲	+15.3%	+432
Other	2,047	▼	-7.1%	-156
Protective Orders	102	▲	+70.0%	+42
<b>GRAND TOTAL</b>	<b>17,974</b>	▲	15.2%	+2,372

\* Compared to same time period as previous year

\*\* Case Type Categories are defined in the 2017 Virginia Judicial Workload Assessment  
 Source: SCV-SQL-Information

2023 Overall GRAND TOTAL		Distribution of Caseload			Change*		Percentage (%) of Caseload		
<b>21,661</b>	+2,397	<b>Criminal</b>	3,289	15%	5.3% ▲	+166	<b>Criminal</b>	2022	2023
		<b>Traffic</b>	12,797	59%	15.9% ▲	+1,756	<b>Traffic</b>	16.2%	15.2%
2023		<b>Civil</b>	5,484	25%	10.0% ▲	+498	<b>Civil</b>	57.3%	59.1%
2022		<b>Civil Commitments</b>	91	0%	-20.2% ▼	-23	<b>Civil Commitments</b>	25.9%	25.3%
		<b>GRAND TOTAL</b>	<b>21,661</b>	100%	12.4% ▲	+2,397	<b>GRAND TOTAL</b>	0.6%	0.4%
							<b>GRAND TOTAL</b>	100%	100%

**Filings by Division & Code**

Division	Case Type Description	Code	Summary	Change	% Change	Absolute Change
<b>Criminal</b>	Misdemeanor	M	1,743	▲	+3.9%	+66
	Felony	F	1,026	▲	+2.7%	+27
	Capias	CA	307	▲	+11.6%	+32
	Show Cause	SC	144	▲	+16.1%	+20
	Civil Violation	CV	69	▲	+43.8%	+21
	<b>Total</b>			<b>3,289</b>	<b>▲</b>	<b>5.3%</b>
<b>Traffic</b>	Infraction	I	8,611	▲	+17.7%	+1,292
	Misdemeanor	M	3,937	▲	+14.8%	+509
	Capias	CA	150	▼	-16.2%	-29
	Felony	F	46	↔	-	-
	Restricted Operators License	RL	28	▼	-24.3%	-9
	Show Cause	SC	22	▼	-15.4%	-4
	Civil Violation	CV	3	▼	-50.0%	-3
	<b>Total</b>			<b>12,797</b>	<b>▲</b>	<b>15.9%</b>
<b>Civil</b>	Warrant in Debt	WD	2,267	▲	+5.2%	+113
	Garnishment	GA	1,836	▲	+16.6%	+262
	Unlawful Detainer	UD	482	▲	+43.9%	+147
	Other	OT	155	▼	-18.8%	-36
	Preliminary Protective Order	PP	123	▲	+17.1%	+18
	Bond Forfeiture	BF	122	▼	-23.3%	-37
	Admin License	AL	110	▼	-17.3%	-23
	Protective Order	PO	98	▲	+21.0%	+17
	Show Cause	SC	79	▼	-7.1%	-6
	Impoundment	IM	65	▲	+18.2%	+10
	Motion for Judgment	MJ	40	▲	+135.3%	+23
	Abstract	AJ	36	▼	-21.7%	-10
	Detinue	DT	33	▲	+120.0%	+18
	Interrogatory	IN	20	▼	-16.7%	-4
	Petition-Restore Arms	PR	5	▼	-16.7%	-1
	Counter Claim	CC	4	▲	+100.0%	+2
	Tenants Assertion	TA	4	▲	+300.0%	+3
	Capias	CA	1	▼	-50.0%	-1
	Mechanic's Lien	ML	1	▲	-	+1
	Petition to Require Blood Test	BT	1	▲	-	+1
	Restricted Operators License	RL	1	▲	-	+1
	Third Party Claim	TH	1	▲	-	+1
	Overweight	OC	0	▼	-100.0%	-1
<b>Total</b>			<b>5,484</b>	<b>▲</b>	<b>10.0%</b>	<b>+498</b>
<b>Civil Commitments</b>	Temporary Detention Order	TD	60	▼	-29.4%	-25
	Emergency Custody Order	EC	24	▼	-14.3%	-4
	Mental Commitment	MC	4	▲	-	+4
	Petition	PT	2	▲	-	+2
	Other	OT	1	▲	-	+1
	Medical Emergency Temporary Detention Order	MT	0	▼	-100.0%	-1
<b>Total</b>			<b>91</b>	<b>▼</b>	<b>-20.2%</b>	<b>-23</b>
<b>GRAND TOTAL</b>			<b>21,661</b>	<b>▲</b>	<b>12.4%</b>	<b>+2,397</b>

\* Compared to same time period as previous year

\*\* Case Type Categories are defined in the 2017 Virginia Judicial Workload Assessment





**Filings by Major Case Category\*\***

Category	Summary	Change	% Change	Absolute Change
Felony	1,072	▲	+2.6%	+27
Garnishment	1,856	▼	+16.1%	+258
General Civil	2,374	▲	+6.8%	+152
Infraction/Civil Violation	8,683	▼	+17.8%	+1,309
Involuntary Civil Commitments	3	▲	-	+3
Landlord /Tenant	486	▲	+44.6%	+150
Misdemeanor	5,709	▲	+11.0%	+567
Other	1,257	▲	-7.6%	-104
Protective Orders	221	▲	+18.8%	+35
<b>GRAND TOTAL</b>	<b>21,661</b>	▲	12.4%	+2,397

\* Compared to same time period as previous year

\*\* Case Type Categories are defined in the 2017 Virginia Judicial Workload Assessment  
 Source: SCV-SQL-Information

2023 Overall GRAND TOTAL		Distribution of Caseload			Change*		Percentage (%) of Caseload		
<b>9,123</b>	-973	<b>Criminal</b>	980	11%	1.3% ▲	+13	<b>Criminal</b>	2022 9.6%	2023 10.7%
		<b>Traffic</b>	7,040	77%	-14.0% ▼	-1,145	<b>Traffic</b>	81.1%	77.2%
		<b>Civil</b>	1,057	12%	17.7% ▲	+159	<b>Civil</b>	8.9%	11.6%
		<b>Civil Commitments</b>	46	1%	0.0%	0	<b>Civil Commitments</b>	0.5%	0.5%
		<b>GRAND TOTAL</b>	<b>9,123</b>	100%	-9.6% ▼	-973	<b>GRAND TOTAL</b>	100%	100%

Filings by Division & Code

Division	Case Type Description	Code	Summary	Change	% Change	Absolute Change
<b>Criminal</b>	Misdemeanor	M	564	▼	-12.7%	-82
	Felony	F	223	▲	+51.7%	+76
	Civil Violation	CV	86	▲	+28.4%	+19
	Capias	CA	70	▼	-6.7%	-5
	Show Cause	SC	37	▲	+15.6%	+5
	<b>Total</b>			<b>980</b>	<b>▲</b>	<b>1.3%</b>
<b>Traffic</b>	Infraction	I	5,970	▼	-17.3%	-1,246
	Misdemeanor	M	1,009	▲	+11.4%	+103
	Felony	F	29	▲	+45.0%	+9
	Capias	CA	22	▼	-33.3%	-11
	Show Cause	SC	8	↔		-
	Civil Violation	CV	2	↔		-
	<b>Total</b>			<b>7,040</b>	<b>▼</b>	<b>-14.0%</b>
<b>Civil</b>	Warrant in Debt	WD	373	▲	+7.8%	+27
	Garnishment	GA	202	▼	-1.0%	-2
	Unlawful Detainer	UD	198	▲	+44.5%	+61
	Admin License	AL	101	▲	+44.3%	+31
	Other	OT	47	▲	+27.0%	+10
	Preliminary Protective Order	PP	25	↔		-
	Overweight	OC	19	▲	+58.3%	+7
	Show Cause	SC	19	▲	+58.3%	+7
	Protective Order	PO	16	▼	-11.1%	-2
	Impoundment	IM	14	▲	+16.7%	+2
	Interrogatory	IN	14	▲	+55.6%	+5
	Motion for Judgment	MJ	10	▲	+233.3%	+7
	Detinue	DT	9	▲	+350.0%	+7
	Abstract	AJ	4	▼	-50.0%	-4
	Tenants Assertion	TA	3	↔		-
	Capias	CA	2	▲	-	+2
	Petition-Restore Arms	PR	1	▲	-	+1
<b>Total</b>			<b>1,057</b>	<b>▲</b>	<b>17.7%</b>	<b>+159</b>
<b>Civil Commitments</b>	Temporary Detention Order	TD	33	▼	-17.5%	-7
	Emergency Custody Order	EC	13	▲	+116.7%	+7
	<b>Total</b>		<b>46</b>		<b>0.0%</b>	<b>0</b>
<b>GRAND TOTAL</b>			<b>9,123</b>	<b>▼</b>	<b>-9.6%</b>	<b>-973</b>

Filings by Major Case Category\*\*



Category	Summary	Change	% Change	Absolute Change
Felony	252	▲	+50.9%	+85
Garnishment	216	▲	+1.4%	+3
General Civil	400	▲	+11.4%	+41
Infraction/Civil Violation	6,077	▲	-16.7%	-1,220
Landlord /Tenant	201	▲	+43.6%	+61
Misdemeanor	1,573	▼	+1.4%	+21
Other	363	▲	+11.7%	+38
Protective Orders	41	▼	-4.7%	-2
<b>GRAND TOTAL</b>	<b>9,123</b>	<b>▼</b>	<b>-9.6%</b>	<b>-973</b>

\* Compared to same time period as previous year

\*\* Case Type Categories are defined in the 2017 Virginia Judicial Workload Assessment

\* Compared to same time period as previous year

\*\* Case Type Categories are defined in the 2017 Virginia Judicial Workload Assessment  
Source: SCV-SQL-Information

2023 Overall GRAND TOTAL		Distribution of Caseload			Change*		Percentage (%) of Caseload		
<b>3,083</b>	+331	<b>Criminal</b>	521	17%	2.2% ▲	+11	<b>Criminal</b>	2022	2023
		<b>Traffic</b>	1,897	62%	14.6% ▲	+241	<b>Traffic</b>	18.5%	16.9%
2023 		<b>Civil</b>	587	19%	19.3% ▲	+95	<b>Civil</b>	60.2%	61.5%
2022 		<b>Civil Commitments</b>	78	3%	-17.0% ▼	-16	<b>Civil Commitments</b>	17.9%	19.0%
		<b>GRAND TOTAL</b>	<b>3,083</b>	100%	12.0% ▲	+331	<b>GRAND TOTAL</b>	3.4%	2.5%
							<b>GRAND TOTAL</b>	100%	100%

Filings by Division & Code

Division	Case Type Description	Code	Summary	Change	% Change	Absolute Change
<b>Criminal</b>	Misdemeanor	M	379	▼	-7.6%	-31
	Felony	F	70	▲	+18.6%	+11
	Show Cause	SC	32	▲	+255.6%	+23
	Capias	CA	30	▲	+30.4%	+7
	Civil Violation	CV	10	▲	+11.1%	+1
	<b>Total</b>			<b>521</b>	▲	<b>2.2%</b>
<b>Traffic</b>	Infraction	I	1,581	▲	+14.0%	+194
	Misdemeanor	M	288	▲	+14.7%	+37
	Capias	CA	12	▲	+71.4%	+5
	Show Cause	SC	8	▲	+166.7%	+5
	Felony	F	5	↔		-
	Restricted Operators License	RL	3	▲	+200.0%	+2
	Civil Violation	CV	0	▼	-100.0%	-2
	<b>Total</b>			<b>1,897</b>	▲	<b>14.6%</b>
<b>Civil</b>	Warrant in Debt	WD	235	▲	+6.8%	+15
	Garnishment	GA	136	▲	+5.4%	+7
	Unlawful Detainer	UD	66	▲	+22.2%	+12
	Other	OT	46	▲	+91.7%	+22
	Admin License	AL	34	▲	+30.8%	+8
	Preliminary Protective Order	PP	31	▲	+158.3%	+19
	Detinue	DT	15	▲	+87.5%	+7
	Show Cause	SC	8	▲	+166.7%	+5
	Interrogatory	IN	5	▲	+66.7%	+2
	Impoundment	IM	3	▼	-40.0%	-2
	Protective Order	PO	3	▲	+200.0%	+2
	Abstract	AJ	2	▼	-33.3%	-1
	Tenants Assertion	TA	2	▲	+100.0%	+1
	Overweight	OC	1	▲	-	+1
	Capias	CA	0	▼	-100.0%	-1
	Counter Claim	CC	0	▼	-100.0%	-1
	Motion for Judgment	MJ	0	▼	-100.0%	-1
	<b>Total</b>			<b>587</b>	▲	<b>19.3%</b>
<b>Civil Commitments</b>	Mental Commitment	MC	48	▼	-18.6%	-11
	Temporary Detention Order	TD	16	↔		-
	Emergency Custody Order	EC	8	▼	-27.3%	-3
	Other	OT	6	▼	-25.0%	-2
<b>Total</b>			<b>78</b>	▼	<b>-17.0%</b>	<b>-16</b>
<b>GRAND TOTAL</b>			<b>3,083</b>	▲	12.0%	+331

Filings by Major Case Category\*\*

Category	Summary	Change	% Change	Absolute Change
Felony	75	▲	+17.2%	+11
Garnishment	141	▲	+6.8%	+9
General Civil	255	▲	+9.9%	+23
Infraction/Civil Violation	1,592	▲	+13.9%	+194
Involuntary Civil Commitments	6	▼	-25.0%	-2
Landlord /Tenant	68	▲	+23.6%	+13
Misdemeanor	670	▲	+1.2%	+8

\* Compared to same time period as previous year



\*\* Case Type Categories are defined in the 2017 Virginia Judicial Workload Assessment

**CPSS - GCMS CASELOAD STATISTICS OF THE GENERAL DISTRICT COURTS**  
 January 2023 thru December 2023 Filings (Compared to January 2022 thru December 2022)

Other	242	▲	+28.7%	+54
Protective Orders	34	▲	+161.5%	+21
<b>GRAND TOTAL</b>	<b>3,083</b>	▲	12.0%	+331

\* Compared to same time period as previous year

\*\* Case Type Categories are defined in the 2017 Virginia Judicial Workload Assessment  
 Source: SCV-SQL-Information

2023 Overall GRAND TOTAL		Distribution of Caseload			Change*		Percentage (%) of Caseload			
2023 	2,263	+206	<b>Criminal</b>	539	24%	19.8% ▲	+89	<b>Criminal</b>	2022	2023
			<b>Traffic</b>	1,325	59%	7.3% ▲	+90	<b>Traffic</b>	21.9%	23.8%
2022 			<b>Civil</b>	391	17%	8.9% ▲	+32	<b>Civil</b>	60.0%	58.6%
			<b>Civil Commitments</b>	8	0%	-38.5% ▼	-5	<b>Civil Commitments</b>	17.5%	17.3%
			<b>GRAND TOTAL</b>	<b>2,263</b>	100%	10.0% ▲	+206	<b>GRAND TOTAL</b>	0.6%	0.4%
								<b>GRAND TOTAL</b>	100%	100%

Filings by Division & Code

Division	Case Type Description	Code	Summary	Change	% Change	Absolute Change
<b>Criminal</b>	Misdemeanor	M	355	▲	+21.6%	+63
	Felony	F	138	▲	+15.0%	+18
	Capias	CA	15	▲	+25.0%	+3
	Civil Violation	CV	15	▼	-6.3%	-1
	Show Cause	SC	13	▲	+44.4%	+4
	Motion	MO	3	▲	+200.0%	+2
	<b>Total</b>			<b>539</b>	<b>▲</b>	<b>19.8%</b>
<b>Traffic</b>	Infraction	I	1,049	▲	+9.4%	+90
	Misdemeanor	M	268	▲	+2.7%	+7
	Felony	F	3	▼	-62.5%	-5
	Show Cause	SC	3	↔	-	-
	Restricted Operators License	RL	2	▲	+100.0%	+1
	Capias	CA	0	▼	-100.0%	-3
<b>Total</b>			<b>1,325</b>	<b>▲</b>	<b>7.3%</b>	<b>+90</b>
<b>Civil</b>	Warrant in Debt	WD	168	▲	+9.1%	+14
	Garnishment	GA	96	▲	+31.5%	+23
	Unlawful Detainer	UD	34	▼	-2.9%	-1
	Other	OT	28	▼	-17.6%	-6
	Admin License	AL	18	▼	-5.3%	-1
	Impoundment	IM	7	▼	-58.8%	-10
	Interrogatory	IN	7	▲	+250.0%	+5
	Preliminary Protective Order	PP	7	▲	+16.7%	+1
	Show Cause	SC	7	▲	-	+7
	Bond Forfeiture	BF	6	▼	-33.3%	-3
	Abstract	AJ	4	▲	-	+4
	Protective Order	PO	4	▼	-42.9%	-3
	Detinue	DT	3	↔	-	-
	Motion for Judgment	MJ	1	▲	-	+1
Tenants Assertion	TA	1	▲	-	+1	
<b>Total</b>			<b>391</b>	<b>▲</b>	<b>8.9%</b>	<b>+32</b>
<b>Civil Commitments</b>	Temporary Detention Order	TD	7	▼	-41.7%	-5
	Emergency Custody Order	EC	1	↔	-	-
<b>Total</b>			<b>8</b>	<b>▼</b>	<b>-38.5%</b>	<b>-5</b>
<b>GRAND TOTAL</b>			<b>2,263</b>	<b>▲</b>	<b>10.0%</b>	<b>+206</b>

Filings by Major Case Category\*\*

Category	Summary	Change	% Change	Absolute Change
Felony	141	▼	+10.2%	+13
Garnishment	103	▲	+37.3%	+28
General Civil	176	▲	+6.0%	+10
Infraction/Civil Violation	1,064	▲	+9.1%	+89
Landlord /Tenant	35	▲	-	0
Misdemeanor	625	▲	+12.8%	+71
Other	108	▲	-2.7%	-3
Protective Orders	11	▼	-15.4%	-2
<b>GRAND TOTAL</b>	<b>2,263</b>	<b>▲</b>	<b>10.0%</b>	<b>+206</b>



\* Compared to same time period as previous year

\*\* Case Type Categories are defined in the 2017 Virginia Judicial Workload Assessment

Source: SCV-SQL-Information

\* Compared to same time period as previous year

\*\* Case Type Categories are defined in the 2017 Virginia Judicial Workload Assessment  
Source: SCV-SQL-Information

2023 Overall GRAND TOTAL		Distribution of Caseload			Change*		Percentage (%) of Caseload		
<b>3,356</b>	-624	<b>Criminal</b>	257	8%	-23.1% ▼	-77	<b>Criminal</b>	2022	2023
		<b>Traffic</b>	1,919	57%	-25.7% ▼	-663	<b>Traffic</b>	8.4%	7.7%
		<b>Civil</b>	1,171	35%	10.5% ▲	+111	<b>Civil</b>	64.9%	57.2%
		<b>Civil Commitments</b>	9	0%	125.0% ▲	+5	<b>Civil Commitments</b>	26.6%	34.9%
		<b>GRAND TOTAL</b>	<b>3,356</b>	100%	-15.7% ▼	-624	<b>GRAND TOTAL</b>	100%	100%

**Filings by Division & Code**

Division	Case Type Description	Code	Summary	Change	% Change	Absolute Change
<b>Criminal</b>	Misdemeanor	M	140	▼	-27.5%	-53
	Felony	F	54	▼	-37.2%	-32
	Capias	CA	33	▲	+26.9%	+7
	Show Cause	SC	18	▲	+20.0%	+3
	Civil Violation	CV	12	▼	-14.3%	-2
	<b>Total</b>			<b>257</b>	▼	<b>-23.1%</b>
<b>Traffic</b>	Infraction	I	1,666	▼	-27.2%	-623
	Misdemeanor	M	248	▼	-11.7%	-33
	Felony	F	2	▲	+100.0%	+1
	Capias	CA	1	▼	-75.0%	-3
	Civil Violation	CV	1	▼	-50.0%	-1
	Show Cause	SC	1	▼	-80.0%	-4
	<b>Total</b>			<b>1,919</b>	▼	<b>-25.7%</b>
<b>Civil</b>	Warrant in Debt	WD	999	▲	+12.0%	+107
	Garnishment	GA	79	▲	+17.9%	+12
	Unlawful Detainer	UD	38	▲	+72.7%	+16
	Other	OT	20	▲	-13.0%	-3
	Admin License	AL	18	▼	-18.2%	-4
	Preliminary Protective Order	PP	6	▼	-25.0%	-2
	Impoundment	IM	5	▲	+400.0%	+4
	Interrogatory	IN	2	▼	-75.0%	-6
	Detinue	DT	1	▼	-50.0%	-1
	Protective Order	PO	1	▼	-87.5%	-7
	Restricted Operators License	RL	1	▲	-	+1
	Show Cause	SC	1	▼	-75.0%	-3
	Capias	CA	0	▼	-100.0%	-1
	Counter Claim	CC	0	▼	-100.0%	-1
	Motion for Judgment	MJ	0	▼	-100.0%	-1
	<b>Total</b>			<b>1,171</b>	▲	<b>10.5%</b>
<b>Civil Commitments</b>	Temporary Detention Order	TD	8	▲	+166.7%	+5
	Emergency Custody Order	EC	1	↔	-	-
	<b>Total</b>		<b>9</b>	▲	<b>125.0%</b>	<b>+5</b>
<b>GRAND TOTAL</b>			<b>3,356</b>	▼	-15.7%	-624



**Filings by Major Case Category\*\***

Category	Summary	Change	% Change	Absolute Change	
Felony	56	▲	-35.6%	-31	
Garnishment	81	▼	+8.0%	+6	
General Civil	1,007	▼	+12.1%	+109	
Infraction/Civil Violation	1,679	▼	-27.2%	-626	
Landlord /Tenant	38	▲	+72.7%	+16	
Misdemeanor	389	▲	-17.9%	-85	
Other	99	▲	-3.9%	-4	
Protective Orders	7	▼	-56.3%	-9	
<b>GRAND TOTAL</b>		<b>3,356</b>	▼	-15.7%	-624

\* Compared to same time period as previous year

\*\* Case Type Categories are defined in the 2017 Virginia Judicial Workload Assessment



2023 Overall GRAND TOTAL		Distribution of Caseload			Change*		Percentage (%) of Caseload		
<b>24,551</b>	+6,376	<b>Criminal</b>	3,923	16%	12.8% ▲	+446	<b>Criminal</b>	2022	2023
		<b>Traffic</b>	11,436	47%	59.0% ▲	+4,245	<b>Traffic</b>	19.1%	16.0%
2023 		<b>Civil</b>	8,739	36%	24.1% ▲	+1,698	<b>Civil</b>	39.6%	46.6%
2022 		<b>Civil Commitments</b>	453	2%	-2.8% ▼	-13	<b>Civil Commitments</b>	38.7%	35.6%
		<b>GRAND TOTAL</b>	<b>24,551</b>	100%	35.1% ▲	+6,376	<b>GRAND TOTAL</b>	2.6%	1.8%
							<b>GRAND TOTAL</b>	100%	100%

Filings by Division & Code

Division	Case Type Description	Code	Summary	Change	% Change	Absolute Change
<b>Criminal</b>	Misdemeanor	M	2,272	▲	+16.6%	+323
	Felony	F	1,125	▲	+10.9%	+111
	Capias	CA	352	▲	+7.0%	+23
	Civil Violation	CV	103	▲	+27.2%	+22
	Show Cause	SC	71	▼	-31.7%	-33
	<b>Total</b>			<b>3,923</b>	<b>▲</b>	<b>12.8%</b>
<b>Traffic</b>	Infraction	I	8,787	▲	+70.2%	+3,624
	Misdemeanor	M	2,552	▲	+32.1%	+620
	Capias	CA	47	▼	-7.8%	-4
	Felony	F	36	▲	+16.1%	+5
	Show Cause	SC	12	▼	-7.7%	-1
	Civil Violation	CV	2	▲	+100.0%	+1
	<b>Total</b>			<b>11,436</b>	<b>▲</b>	<b>59.0%</b>
<b>Civil</b>	Warrant in Debt	WD	4,069	▲	+24.7%	+806
	Garnishment	GA	2,146	▲	+10.6%	+206
	Unlawful Detainer	UD	1,289	▲	+50.2%	+431
	Preliminary Protective Order	PP	184	▲	+29.6%	+42
	Admin License	AL	172	▼	-2.8%	-5
	Other	OT	157	▲	+5.4%	+8
	Protective Order	PO	149	▲	+313.9%	+113
	Show Cause	SC	106	▼	-12.4%	-15
	Detinue	DT	103	↔	-	-
	Interrogatory	IN	86	▲	+21.1%	+15
	Abstract	AJ	83	▲	+13.7%	+10
	Impoundment	IM	83	▲	+97.6%	+41
	Motion for Judgment	MJ	70	▲	+105.9%	+36
	Tenants Assertion	TA	10	▼	-23.1%	-3
	Counter Claim	CC	9	▲	+50.0%	+3
	Bond Forfeiture	BF	7	▲	+600.0%	+6
	Petition-Restore Arms	PR	5	▲	-	+5
	Capias	CA	4	▼	-33.3%	-2
	Overweight	OC	3	▼	-40.0%	-2
	Third Party Claim	TH	2	▲	-	+2
	Cross Claim	CR	1	↔	-	-
	Restricted Operators License	RL	1	▲	-	+1
<b>Total</b>			<b>8,739</b>	<b>▲</b>	<b>24.1%</b>	<b>+1,698</b>
<b>Civil Commitments</b>	Temporary Detention Order	TD	259	▲	+1.6%	+4
	Emergency Custody Order	EC	110	▼	-6.8%	-8
	Mental Commitment	MC	73	▼	-8.8%	-7
	Other	OT	11	▼	-15.4%	-2
<b>Total</b>			<b>453</b>	<b>▼</b>	<b>-2.8%</b>	<b>-13</b>
<b>GRAND TOTAL</b>			<b>24,551</b>	<b>▲</b>	<b>35.1%</b>	<b>+6,376</b>

Filings by Major Case Category\*\*

Category	Summary	Change	% Change	Absolute Change
Felony	1,161	▲	+11.1%	+116
Garnishment	2,232	▲	+11.0%	+221
General Civil	4,257	▲	+25.1%	+855

\* Compared to same time period as previous year



\*\* Case Type Categories are defined in the 2017 Virginia Judicial Workload Assessment

**CPSS - GCMS CASELOAD STATISTICS OF THE GENERAL DISTRICT COURTS**  
 January 2023 thru December 2023 Filings (Compared to January 2022 thru December 2022)

Infraction/Civil Violation	8,895	▲	+69.4%	+3,645
Involuntary Civil Commitments	11	▼	-15.4%	-2
Landlord /Tenant	1,299	▲	+49.1%	+428
Misdemeanor	4,825	▲	+24.3%	+944
Other	1,538	▲	+0.9%	+14
Protective Orders	333	▲	+87.1%	+155
<b>GRAND TOTAL</b>	<b>24,551</b>	▲	35.1%	+6,376

\* Compared to same time period as previous year

\*\* Case Type Categories are defined in the 2017 Virginia Judicial Workload Assessment  
 Source: SCV-SQL-Information

2023 Overall GRAND TOTAL		Distribution of Caseload			Change*		Percentage (%) of Caseload		
<b>25,884</b>	+3,619	<b>Criminal</b>	5,767	22%	14.6% ▲	+735	<b>Criminal</b>	2022	2023
		<b>Traffic</b>	12,315	48%	12.1% ▲	+1,334	<b>Traffic</b>	22.6%	22.3%
2023 		<b>Civil</b>	7,618	29%	25.0% ▲	+1,523	<b>Civil</b>	49.3%	47.6%
2022 		<b>Civil Commitments</b>	184	1%	17.2% ▲	+27	<b>Civil Commitments</b>	27.4%	29.4%
		<b>GRAND TOTAL</b>	<b>25,884</b>	100%	16.3% ▲	+3,619	<b>GRAND TOTAL</b>	0.7%	0.7%
							<b>GRAND TOTAL</b>	100%	100%

Filings by Division & Code

Division	Case Type Description	Code	Summary	Change	% Change	Absolute Change
<b>Criminal</b>	Misdemeanor	M	3,118	▲	+17.1%	+456
	Felony	F	1,818	▲	+20.2%	+305
	Capias	CA	560	▲	+0.5%	+3
	Show Cause	SC	139	▼	-34.1%	-72
	Civil Violation	CV	132	▲	+48.3%	+43
	<b>Total</b>			<b>5,767</b>	<b>▲</b>	<b>14.6%</b>
<b>Traffic</b>	Infraction	I	9,173	▲	+13.9%	+1,117
	Misdemeanor	M	2,888	▲	+6.5%	+176
	Felony	F	121	▲	+65.8%	+48
	Capias	CA	81	▼	-14.7%	-14
	Civil Violation	CV	41	▲	+28.1%	+9
	Show Cause	SC	11	▼	-15.4%	-2
<b>Total</b>			<b>12,315</b>	<b>▲</b>	<b>12.1%</b>	<b>+1,334</b>
<b>Civil</b>	Warrant in Debt	WD	3,026	▲	+33.5%	+760
	Garnishment	GA	1,810	▼	-0.7%	-12
	Unlawful Detainer	UD	1,161	▲	+49.2%	+383
	Admin License	AL	330	▼	-6.0%	-21
	Impoundment	IM	259	▲	+12,850.0%	+257
	Other	OT	251	▲	+15.7%	+34
	Show Cause	SC	228	▲	+41.6%	+67
	Preliminary Protective Order	PP	155	▲	+10.7%	+15
	Interrogatory	IN	118	▲	+32.6%	+29
	Abstract	AJ	116	▼	-2.5%	-3
	Motion for Judgment	MJ	55	▲	+139.1%	+32
	Bond Forfeiture	BF	37	▼	-41.3%	-26
	Protective Order	PO	36	▲	+12.5%	+4
	Detinue	DT	13	▲	+18.2%	+2
	Tenants Assertion	TA	10	▲	+900.0%	+9
	Capias	CA	6	▲	+50.0%	+2
	Counter Claim	CC	6	▼	-50.0%	-6
	Zoning Violation	ZO	1	↔		-
	Overweight	OC	0	▼	-100.0%	-1
	Petition-Restore Arms	PR	0	▼	-100.0%	-1
Restricted Operators License	RL	0	▼	-100.0%	-1	
<b>Total</b>			<b>7,618</b>	<b>▲</b>	<b>25.0%</b>	<b>+1,523</b>
<b>Civil Commitments</b>	Temporary Detention Order	TD	94	▲	+49.2%	+31
	Emergency Custody Order	EC	89	▼	-1.1%	-1
	Medical Emergency Temporary Detention Order	MT	1	▲	-	+1
	Medical Emergency Custody Order	ME	0	▼	-100.0%	-1
	Mental Commitment	MC	0	▼	-100.0%	-3
<b>Total</b>			<b>184</b>	<b>▲</b>	<b>17.2%</b>	<b>+27</b>
<b>GRAND TOTAL</b>			<b>25,884</b>	<b>▲</b>	<b>16.3%</b>	<b>+3,619</b>

Filings by Major Case Category\*\*

Category	Summary	Change	% Change	Absolute Change
Felony	1,939	▲	+22.3%	+353
Garnishment	1,928	▲	+0.9%	+17
General Civil	3,156	▲	+37.0%	+853

\* Compared to same time period as previous year

\*\* Case Type Categories are defined in the 2017 Virginia Judicial Workload Assessment

**CPSS - GCMS CASELOAD STATISTICS OF THE GENERAL DISTRICT COURTS**  
 January 2023 thru December 2023 Filings (Compared to January 2022 thru December 2022)

Infraction/Civil Violation	9,346	▼	+14.3%	+1,168
Landlord /Tenant	1,171	▲	+50.3%	+392
Misdemeanor	6,007	▼	+11.7%	+631
Other	2,146	▲	+9.5%	+186
Protective Orders	191	▲	+11.0%	+19
<b>GRAND TOTAL</b>	<b>25,884</b>	▲	16.3%	+3,619

\* Compared to same time period as previous year

\*\* Case Type Categories are defined in the 2017 Virginia Judicial Workload Assessment  
 Source: SCV-SQL-Information

2023 Overall GRAND TOTAL		Distribution of Caseload			Change*		Percentage (%) of Caseload			
<b>5,143</b>	-1,545	<b>Criminal</b>	557	11%	-4.8%	▼	-28	<b>Criminal</b>	2022: 8.7%	2023: 10.8%
		<b>Traffic</b>	3,732	73%	-29.1%	▼	-1,533	<b>Traffic</b>	78.7%	72.6%
2023		<b>Civil</b>	814	16%	3.2%	▲	+25	<b>Civil</b>	11.8%	15.8%
2022		<b>Civil Commitments</b>	40	1%	-18.4%	▼	-9	<b>Civil Commitments</b>	0.7%	0.8%
		<b>GRAND TOTAL</b>	<b>5,143</b>	100%	-23.1%	▼	-1,545	<b>GRAND TOTAL</b>	100%	100%

Filings by Division & Code



Division	Case Type Description	Code	Summary	Change	% Change	Absolute Change
<b>Criminal</b>	Misdemeanor	M	386	▼	-3.5%	-14
	Felony	F	120	↔		-
	Capias	CA	25	▼	-3.8%	-1
	Civil Violation	CV	15	▼	-53.1%	-17
	Show Cause	SC	11	▲	+57.1%	+4
	<b>Total</b>			<b>557</b>	▼	<b>-4.8%</b>
<b>Traffic</b>	Infraction	I	3,150	▼	-30.4%	-1,378
	Misdemeanor	M	494	▼	-26.6%	-179
	Show Cause	SC	34	▲	+183.3%	+22
	Capias	CA	33	▲	+6.5%	+2
	Felony	F	13	▲	+18.2%	+2
	Civil Violation	CV	8	▼	-20.0%	-2
	<b>Total</b>			<b>3,732</b>	▼	<b>-29.1%</b>
<b>Civil</b>	Warrant in Debt	WD	291	▲	+5.1%	+14
	Garnishment	GA	199	▲	+22.1%	+36
	Unlawful Detainer	UD	108	▲	+25.6%	+22
	Impoundment	IM	80	▼	-8.0%	-7
	Other	OT	53	▼	-1.9%	-1
	Admin License	AL	41	▼	-37.9%	-25
	Protective Order	PO	15	▼	-46.4%	-13
	Abstract	AJ	6	▲	+200.0%	+4
	Detinue	DT	6	▼	-25.0%	-2
	Preliminary Protective Order	PP	6	▲	+100.0%	+3
	Interrogatory	IN	4	▼	-42.9%	-3
	Motion for Judgment	MJ	2	▼	-33.3%	-1
	Counter Claim	CC	1	▲	-	+1
	Petition-Restore Arms	PR	1	▲	-	+1
	Show Cause	SC	1	▼	-80.0%	-4
	<b>Total</b>			<b>814</b>	▲	<b>3.2%</b>
<b>Civil Commitments</b>	Temporary Detention Order	TD	36	▼	-18.2%	-8
	Emergency Custody Order	EC	4	▼	-20.0%	-1
	<b>Total</b>		<b>40</b>	▼	<b>-18.4%</b>	<b>-9</b>
<b>GRAND TOTAL</b>			<b>5,143</b>	▼	-23.1%	-1,545

Filings by Major Case Category\*\*

Category	Summary	Change	% Change	Absolute Change
Felony	133	▲	+1.5%	+2
Garnishment	203	▼	+19.4%	+33
General Civil	308	▲	+3.0%	+9
Infraction/Civil Violation	3,173	▼	-30.6%	-1,397
Landlord /Tenant	108	▲	+25.6%	+22
Misdemeanor	880	▼	-18.0%	-193
Other	317	▲	-3.4%	-11
Protective Orders	21	▲	-32.3%	-10
<b>GRAND TOTAL</b>	<b>5,143</b>	▼	-23.1%	-1,545

\* Compared to same time period as previous year

\*\* Case Type Categories are defined in the 2017 Virginia Judicial Workload Assessment

2023 Overall GRAND TOTAL		Distribution of Caseload			Change*		Percentage (%) of Caseload		
<b>19,415</b>	+1,158	<b>Criminal</b>	2,366	12%	-12.2% ▼	-330	<b>Criminal</b>	2022	2023
		<b>Traffic</b>	11,021	57%	7.7% ▲	+786	<b>Traffic</b>	14.8%	12.2%
2023 		<b>Civil</b>	5,782	30%	14.0% ▲	+709	<b>Civil</b>	56.1%	56.8%
2022 		<b>Civil Commitments</b>	246	1%	-2.8% ▼	-7	<b>Civil Commitments</b>	27.8%	29.8%
		<b>GRAND TOTAL</b>	<b>19,415</b>	100%	6.3% ▲	+1,158	<b>GRAND TOTAL</b>	1.4%	1.3%
							<b>GRAND TOTAL</b>	100%	100%

Filings by Division & Code

Division	Case Type Description	Code	Summary	Change	% Change	Absolute Change
<b>Criminal</b>	Misdemeanor	M	1,333	▼	-13.9%	-215
	Felony	F	504	▼	-10.2%	-57
	Capias	CA	262	▼	-5.8%	-16
	Show Cause	SC	227	▼	-3.4%	-8
	Civil Violation	CV	40	▼	-45.9%	-34
	<b>Total</b>			<b>2,366</b>	▼	<b>-12.2%</b>
<b>Traffic</b>	Infraction	I	8,858	▲	+4.9%	+414
	Misdemeanor	M	2,000	▲	+22.3%	+365
	Capias	CA	89	▲	+27.1%	+19
	Felony	F	38	▲	+72.7%	+16
	Show Cause	SC	35	▼	-43.5%	-27
	Civil Violation	CV	1	▼	-50.0%	-1
	<b>Total</b>			<b>11,021</b>	▲	<b>7.7%</b>
<b>Civil</b>	Warrant in Debt	WD	1,976	▲	+25.4%	+400
	Unlawful Detainer	UD	1,336	▲	+48.3%	+435
	Garnishment	GA	1,280	▼	-8.6%	-120
	Detinue	DT	282	▲	+7.2%	+19
	Other	OT	274	▲	+8.3%	+21
	Preliminary Protective Order	PP	158	▲	+20.6%	+27
	Protective Order	PO	131	▲	+13.9%	+16
	Admin License	AL	82	▼	-19.6%	-20
	Interrogatory	IN	80	▼	-32.2%	-38
	Show Cause	SC	68	▲	+28.3%	+15
	Abstract	AJ	32	▼	-40.7%	-22
	Impoundment	IM	30	▲	+7.1%	+2
	Counter Claim	CC	17	▲	+41.7%	+5
	Motion for Judgment	MJ	14	▼	-46.2%	-12
	Zoning Violation	ZO	8	▼	-33.3%	-4
	Tenants Assertion	TA	6	▼	-33.3%	-3
	Bond Forfeiture	BF	3	▼	-76.9%	-10
	Capias	CA	2	↔	-	-
	Petition-Restore Arms	PR	2	▼	-60.0%	-3
	Overweight	OC	1	▲	-	+1
<b>Total</b>			<b>5,782</b>	▲	<b>14.0%</b>	<b>+709</b>
<b>Civil Commitments</b>	Temporary Detention Order	TD	171	▲	+2.4%	+4
	Emergency Custody Order	EC	75	▼	-11.8%	-10
	Mental Commitment	MC	0	▼	-100.0%	-1
	<b>Total</b>			<b>246</b>	▼	<b>-2.8%</b>
<b>GRAND TOTAL</b>			<b>19,415</b>	▲	6.3%	+1,158

Filings by Major Case Category\*\*

Category	Summary	Change	% Change	Absolute Change
Felony	542	▲	-7.0%	-41
Garnishment	1,360	▼	-10.4%	-158
General Civil	2,357	▼	+21.4%	+416
Infraction/Civil Violation	8,900	▲	+4.5%	+380
Landlord /Tenant	1,342	▲	+47.5%	+432
Misdemeanor	3,341	▼	+4.6%	+146

\* Compared to same time period as previous year



\*\* Case Type Categories are defined in the 2017 Virginia Judicial Workload Assessment

**CPSS - GCMS CASELOAD STATISTICS OF THE GENERAL DISTRICT COURTS**  
 January 2023 thru December 2023 Filings (Compared to January 2022 thru December 2022)

Other	1,284	▼	-4.5%	-60
Protective Orders	289	▲	+17.5%	+43
<b>GRAND TOTAL</b>	<b>19,415</b>	▲	6.3%	+1,158

\* Compared to same time period as previous year

\*\* Case Type Categories are defined in the 2017 Virginia Judicial Workload Assessment  
 Source: SCV-SQL-Information

2023 Overall GRAND TOTAL		Distribution of Caseload			Change*		Percentage (%) of Caseload		
<b>8,032</b>	-398	<b>Criminal</b>	1,682	21%	6.1% ▲	+96	<b>Criminal</b>	2022	2023
		<b>Traffic</b>	3,331	41%	-9.2% ▼	-336	<b>Traffic</b>	18.8%	20.9%
		<b>Civil</b>	2,231	28%	0.5% ▲	+10	<b>Civil</b>	43.5%	41.5%
		<b>Civil Commitments</b>	788	10%	-17.6% ▼	-168	<b>Civil Commitments</b>	26.3%	27.8%
		<b>GRAND TOTAL</b>	<b>8,032</b>	100%	-4.7% ▼	-398	<b>GRAND TOTAL</b>	11.3%	9.8%
							<b>GRAND TOTAL</b>	100%	100%

Filings by Division & Code

Division	Case Type Description	Code	Summary	Change	% Change	Absolute Change
<b>Criminal</b>	Misdemeanor	M	987	▲	+13.7%	+119
	Felony	F	349	▼	-2.5%	-9
	Capias	CA	175	▼	-12.1%	-24
	Show Cause	SC	129	▼	-7.2%	-10
	Civil Violation	CV	42	▲	+90.9%	+20
	<b>Total</b>			<b>1,682</b>	<b>▲</b>	<b>6.1%</b>
<b>Traffic</b>	Infraction	I	2,787	▼	-8.6%	-262
	Misdemeanor	M	508	▼	-8.0%	-44
	Show Cause	SC	18	▼	-35.7%	-10
	Capias	CA	15	▼	-57.1%	-20
	Civil Violation	CV	1	▲	-	+1
	Felony	F	1	▼	-66.7%	-2
	Other	O	1	▲	-	+1
	<b>Total</b>			<b>3,331</b>	<b>▼</b>	<b>-9.2%</b>
<b>Civil</b>	Warrant in Debt	WD	817	▲	+11.2%	+82
	Garnishment	GA	489	▼	-10.6%	-58
	Unlawful Detainer	UD	319	▲	+4.6%	+14
	Other	OT	230	▼	-19.3%	-55
	Preliminary Protective Order	PP	111	▲	+3.7%	+4
	Protective Order	PO	106	▲	+12.8%	+12
	Admin License	AL	64	▲	+45.5%	+20
	Show Cause	SC	22	▲	+10.0%	+2
	Interrogatory	IN	19	▼	-26.9%	-7
	Detinue	DT	17	▲	+88.9%	+8
	Motion for Judgment	MJ	15	▼	-31.8%	-7
	Impoundment	IM	13	▲	+333.3%	+10
	Abstract	AJ	2	▼	-71.4%	-5
	Counter Claim	CC	2	▼	-50.0%	-2
	Tenants Assertion	TA	2	▼	-71.4%	-5
	Bond Forfeiture	BF	1	▼	-66.7%	-2
	Petition-Restore Arms	PR	1	▲	-	+1
	Zoning Violation	ZO	1	▲	-	+1
	Capias	CA	0	▼	-100.0%	-3
<b>Total</b>			<b>2,231</b>	<b>▲</b>	<b>0.5%</b>	<b>+10</b>
<b>Civil Commitments</b>	Temporary Detention Order	TD	250	▼	-17.5%	-53
	Mental Commitment	MC	241	▼	-22.3%	-69
	Emergency Custody Order	EC	193	▼	-19.6%	-47
	Other	OT	99	▲	+4.2%	+4
	Medical Emergency Temporary Detention Order	MT	3	▼	-50.0%	-3
	Medical Emergency Custody Order	ME	2	↔	-	-
<b>Total</b>			<b>788</b>	<b>▼</b>	<b>-17.6%</b>	<b>-168</b>
<b>GRAND TOTAL</b>			<b>8,032</b>	<b>▼</b>	<b>-4.7%</b>	<b>-398</b>

Filings by Major Case Category\*\*

Category	Summary	Change	% Change	Absolute Change
Felony	350	▼	-3.0%	-11
Garnishment	508	▼	-11.3%	-65
General Civil	916	▲	+9.8%	+82

\* Compared to same time period as previous year

\*\* Case Type Categories are defined in the 2017 Virginia Judicial Workload Assessment





**CPSS - GCMS CASELOAD STATISTICS OF THE GENERAL DISTRICT COURTS**  
 January 2023 thru December 2023 Filings (Compared to January 2022 thru December 2022)

Infraction/Civil Violation	2,831	▲	-7.8%	-240
Involuntary Civil Commitments	99	▲	+4.2%	+4
Landlord /Tenant	321	▼	+2.9%	+9
Misdemeanor	1,496	▲	+5.4%	+76
Other	1,294	▼	-17.2%	-269
Protective Orders	217	▲	+8.0%	+16
<b>GRAND TOTAL</b>	<b>8,032</b>	▼	-4.7%	-398

\* Compared to same time period as previous year

\*\* Case Type Categories are defined in the 2017 Virginia Judicial Workload Assessment  
 Source: SCV-SQL-Information

2023 Overall GRAND TOTAL		Distribution of Caseload			Change*		Percentage (%) of Caseload		
<b>11,321</b>	+530	<b>Criminal</b>	1,937	17%	11.1% ▲	+194	<b>Criminal</b>	2022	2023
		<b>Traffic</b>	6,875	61%	1.6% ▲	+110	<b>Traffic</b>	16.2%	17.1%
2023 		<b>Civil</b>	2,406	21%	10.0% ▲	+219	<b>Civil</b>	62.7%	60.7%
2022 		<b>Civil Commitments</b>	103	1%	7.3% ▲	+7	<b>Civil Commitments</b>	20.3%	21.3%
		<b>GRAND TOTAL</b>	<b>11,321</b>	100%	4.9% ▲	+530	<b>GRAND TOTAL</b>	100%	100%

Filings by Division & Code

Division	Case Type Description	Code	Summary	Change	% Change	Absolute Change
<b>Criminal</b>	Misdemeanor	M	978	▼	-3.7%	-38
	Felony	F	554	▲	+19.4%	+90
	Show Cause	SC	189	▲	+58.8%	+70
	Capias	CA	168	▲	+55.6%	+60
	Civil Violation	CV	48	▲	+33.3%	+12
	<b>Total</b>			<b>1,937</b>	<b>▲</b>	<b>11.1%</b>
<b>Traffic</b>	Infraction	I	4,449	▲	+6.3%	+265
	Misdemeanor	M	1,968	▼	-4.4%	-90
	Show Cause	SC	221	▼	-10.2%	-25
	Capias	CA	167	▼	-1.2%	-2
	Felony	F	43	▼	-29.5%	-18
	Civil Violation	CV	21	▼	-48.8%	-20
	Restricted Operators License	RL	6	↔		-
	<b>Total</b>			<b>6,875</b>	<b>▲</b>	<b>1.6%</b>
<b>Civil</b>	Warrant in Debt	WD	899	▲	+14.8%	+116
	Garnishment	GA	747	▲	+9.7%	+66
	Unlawful Detainer	UD	306	▲	+57.7%	+112
	Admin License	AL	70	▼	-34.6%	-37
	Detinue	DT	64	▼	-22.9%	-19
	Other	OT	64	▼	-13.5%	-10
	Impoundment	IM	61	▼	-20.8%	-16
	Preliminary Protective Order	PP	43	▲	+30.3%	+10
	Show Cause	SC	33	▲	+22.2%	+6
	Protective Order	PO	32	▲	+18.5%	+5
	Abstract	AJ	27	↔		-
	Interrogatory	IN	27	▼	-41.3%	-19
	Bond Forfeiture	BF	16	↔		-
	Motion for Judgment	MJ	8	▲	+33.3%	+2
	Capias	CA	3	▲	-	+3
	Counter Claim	CC	3	▲	-	+3
	Overweight	OC	1	▼	-75.0%	-3
	Petition to Require Blood Test	BT	1	▲	-	+1
	Petition-Restore Arms	PR	1	↔		-
	Tenants Assertion	TA	0	▼	-100.0%	-1
<b>Total</b>			<b>2,406</b>	<b>▲</b>	<b>10.0%</b>	<b>+219</b>
<b>Civil Commitments</b>	Temporary Detention Order	TD	78	▲	+5.4%	+4
	Emergency Custody Order	EC	23	▲	+15.0%	+3
	Medical Emergency Temporary Detention Order	MT	1	▼	-50.0%	-1
	Mental Commitment	MC	1	▲	-	+1
	<b>Total</b>			<b>103</b>	<b>▲</b>	<b>7.3%</b>
<b>GRAND TOTAL</b>			<b>11,321</b>	<b>▲</b>	<b>4.9%</b>	<b>+530</b>

Filings by Major Case Category\*\*

Category	Summary	Change	% Change	Absolute Change
Felony	597	▼	+13.7%	+72
Garnishment	774	▼	+6.5%	+47
General Civil	989	▲	+10.5%	+94
Infraction/Civil Violation	4,519	▼	+6.0%	+254

\* Compared to same time period as previous year



\*\* Case Type Categories are defined in the 2017 Virginia Judicial Workload Assessment

**CPSS - GCMS CASELOAD STATISTICS OF THE GENERAL DISTRICT COURTS**  
 January 2023 thru December 2023 Filings (Compared to January 2022 thru December 2022)

Landlord /Tenant	306	▼	+56.9%	+111
Misdemeanor	2,952	▼	-4.2%	-128
Other	1,109	▲	+6.2%	+65
Protective Orders	75	▲	+25.0%	+15
<b>GRAND TOTAL</b>	<b>11,321</b>	▲	4.9%	+530

\* Compared to same time period as previous year

\*\* Case Type Categories are defined in the 2017 Virginia Judicial Workload Assessment  
 Source: SCV-SQL-Information

2023 Overall GRAND TOTAL		Distribution of Caseload			Change*		Percentage (%) of Caseload		
<b>5,034</b>	+1,267	<b>Criminal</b>	455	9%	-13.8% ▼	-73	<b>Criminal</b>	2022	2023
		<b>Traffic</b>	3,695	73%	50.2% ▲	+1,235	<b>Traffic</b>	14.0%	9.0%
2023 		<b>Civil</b>	817	16%	12.2% ▲	+89	<b>Civil</b>	65.3%	73.4%
2022 		<b>Civil Commitments</b>	67	1%	31.4% ▲	+16	<b>Civil Commitments</b>	19.3%	16.2%
		<b>GRAND TOTAL</b>	<b>5,034</b>	100%	33.6% ▲	+1,267	<b>GRAND TOTAL</b>	100%	100%

Filings by Division & Code

Division	Case Type Description	Code	Summary	Change	% Change	Absolute Change
<b>Criminal</b>	Misdemeanor	M	233	▼	-20.2%	-59
	Felony	F	105	▲	+72.1%	+44
	Show Cause	SC	62	▼	-48.8%	-59
	Capias	CA	33	▼	-10.8%	-4
	Civil Violation	CV	22	▲	+29.4%	+5
	<b>Total</b>			<b>455</b>	▼	<b>-13.8%</b>
<b>Traffic</b>	Infraction	I	3,093	▲	+54.3%	+1,088
	Misdemeanor	M	482	▲	+35.8%	+127
	Show Cause	SC	81	▲	+24.6%	+16
	Capias	CA	34	▲	+78.9%	+15
	Felony	F	4	▼	-55.6%	-5
	Civil Violation	CV	1	▲	-	+1
	Other	O	0	▼	-100.0%	-6
	Restricted Operators License	RL	0	▼	-100.0%	-1
<b>Total</b>			<b>3,695</b>	▲	<b>50.2%</b>	<b>+1,235</b>
<b>Civil</b>	Warrant in Debt	WD	357	▲	+41.1%	+104
	Garnishment	GA	206	▼	-6.4%	-14
	Impoundment	IM	95	▲	+5.6%	+5
	Unlawful Detainer	UD	42	▲	+2.4%	+1
	Other	OT	37	▲	+23.3%	+7
	Admin License	AL	18	▼	-25.0%	-6
	Preliminary Protective Order	PP	17	▼	-15.0%	-3
	Interrogatory	IN	15	▲	+66.7%	+6
	Protective Order	PO	11	▲	+10.0%	+1
	Show Cause	SC	10	▼	-54.5%	-12
	Detinue	DT	6	▲	+100.0%	+3
	Motion for Judgment	MJ	1	▼	-50.0%	-1
	Overweight	OC	1	▲	-	+1
	Tenants Assertion	TA	1	▼	-50.0%	-1
	Petition-Restore Arms	PR	0	▼	-100.0%	-2
<b>Total</b>			<b>817</b>	▲	<b>12.2%</b>	<b>+89</b>
<b>Civil Commitments</b>	Temporary Detention Order	TD	38	▲	+26.7%	+8
	Mental Commitment	MC	16	▲	+100.0%	+8
	Emergency Custody Order	EC	13	↔	-	-
<b>Total</b>			<b>67</b>	▲	<b>31.4%</b>	<b>+16</b>
<b>GRAND TOTAL</b>			<b>5,034</b>	▲	33.6%	+1,267

Filings by Major Case Category\*\*

Category	Summary	Change	% Change	Absolute Change
Felony	109	▲	+55.7%	+39
Garnishment	221	▲	-3.5%	-8
General Civil	375	▲	+39.9%	+107
Infraction/Civil Violation	3,117	▲	+53.7%	+1,089
Landlord /Tenant	43	▼	-	0
Misdemeanor	715	▼	+10.3%	+67
Other	426	▲	-5.5%	-25
Protective Orders	28	▼	-6.7%	-2

\* Compared to same time period as previous year

\*\* Case Type Categories are defined in the 2017 Virginia Judicial Workload Assessment

Source: SCV-SQL-Information

**CPSS - GCMS CASELOAD STATISTICS OF THE GENERAL DISTRICT COURTS**  
January 2023 thru December 2023 Filings (Compared to January 2022 thru December 2022)



---

<i><b>GRAND TOTAL</b></i>	<b>5,034</b>	▲	33.6%	+1,267
---------------------------	--------------	---	-------	--------

---

\* Compared to same time period as previous year

\*\* Case Type Categories are defined in the 2017 Virginia Judicial Workload Assessment  
Source: SCV-SQL-Information

2023 Overall GRAND TOTAL		Distribution of Caseload			Change*		Percentage (%) of Caseload		
<b>6,885</b>	+1,845	<b>Criminal</b>	492	7%	23.0% ▲	+92	<b>Criminal</b>	2022 7.9%	2023 7.1%
		<b>Traffic</b>	5,781	84%	41.1% ▲	+1,685	<b>Traffic</b>	81.3%	84.0%
		<b>Civil</b>	610	9%	13.6% ▲	+73	<b>Civil</b>	10.7%	8.9%
		<b>Civil Commitments</b>	2	0%	-71.4% ▼	-5	<b>Civil Commitments</b>	0.1%	0.0%
		<b>GRAND TOTAL</b>	<b>6,885</b>	100%	36.6% ▲	+1,845	<b>GRAND TOTAL</b>	100%	100%

Filings by Division & Code

Division	Case Type Description	Code	Summary	Change	% Change	Absolute Change
<b>Criminal</b>	Misdemeanor	M	344	▲	+39.3%	+97
	Felony	F	57	▼	-26.0%	-20
	Civil Violation	CV	42	▲	+31.3%	+10
	Capias	CA	28	▲	+7.7%	+2
	Show Cause	SC	21	▲	+16.7%	+3
	<b>Total</b>			<b>492</b>	<b>▲</b>	<b>23.0%</b>
<b>Traffic</b>	Infraction	I	4,564	▲	+42.1%	+1,353
	Misdemeanor	M	1,197	▲	+39.3%	+338
	Capias	CA	12	▲	+71.4%	+5
	Felony	F	5	▲	+25.0%	+1
	Show Cause	SC	3	▼	-75.0%	-9
	Civil Violation	CV	0	▼	-100.0%	-3
	<b>Total</b>			<b>5,781</b>	<b>▲</b>	<b>41.1%</b>
<b>Civil</b>	Warrant in Debt	WD	244	▲	+11.4%	+25
	Garnishment	GA	147	▼	-3.3%	-5
	Admin License	AL	68	▲	+38.8%	+19
	Unlawful Detainer	UD	51	▲	+21.4%	+9
	Other	OT	35	▲	+40.0%	+10
	Preliminary Protective Order	PP	17	▲	+41.7%	+5
	Impoundment	IM	10	▲	+42.9%	+3
	Interrogatory	IN	6	▲	+500.0%	+5
	Motion for Judgment	MJ	6	▼	-45.5%	-5
	Overweight	OC	6	▲	+20.0%	+1
	Protective Order	PO	6	↔		-
	Show Cause	SC	6	▲	+20.0%	+1
	Counter Claim	CC	3	▲	+200.0%	+2
	Detinue	DT	3	▲	+50.0%	+1
	Tenants Assertion	TA	1	▲	-	+1
Third Party Claim	TH	1	▲	-	+1	
<b>Total</b>			<b>610</b>	<b>▲</b>	<b>13.6%</b>	<b>+73</b>
<b>Civil Commitments</b>	Emergency Custody Order	EC	2	▼	-50.0%	-2
	Mental Commitment	MC	0	▼	-100.0%	-1
	Other	OT	0	▼	-100.0%	-1
	Temporary Detention Order	TD	0	▼	-100.0%	-1
<b>Total</b>			<b>2</b>	<b>▼</b>	<b>-71.4%</b>	<b>-5</b>
<b>GRAND TOTAL</b>			<b>6,885</b>	<b>▲</b>	<b>36.6%</b>	<b>+1,845</b>

Filings by Major Case Category\*\*

Category	Summary	Change	% Change	Absolute Change
Felony	62	▼	-23.5%	-19
Garnishment	153	▲		0
General Civil	261	▲	+11.1%	+26
Infraction/Civil Violation	4,612	▼	+41.9%	+1,361
Involuntary Civil Commitments	0	▼	-100.0%	-1
Landlord /Tenant	52	▲	+23.8%	+10
Misdemeanor	1,541	▲	+39.3%	+435
Other	181	▲	+18.3%	+28

\* Compared to same time period as previous year

\*\* Case Type Categories are defined in the 2017 Virginia Judicial Workload Assessment



Source: SCV-SQL-Information

**CPSS - GCMS CASELOAD STATISTICS OF THE GENERAL DISTRICT COURTS**  
 January 2023 thru December 2023 Filings (Compared to January 2022 thru December 2022)

Protective Orders	23	▲	+27.8%	+5
<b>GRAND TOTAL</b>	<b>6,885</b>	▲	36.6%	+1,845

\* Compared to same time period as previous year

\*\* Case Type Categories are defined in the 2017 Virginia Judicial Workload Assessment  
 Source: SCV-SQL-Information

2023 Overall GRAND TOTAL		Distribution of Caseload			Change*		Percentage (%) of Caseload		
<b>4,960</b>	+2,529	<b>Criminal</b>	515	10%	3.2% ▲	+16	<b>Criminal</b>	2022	2023
		<b>Traffic</b>	3,667	74%	201.3% ▲	+2,450	<b>Traffic</b>	50.1%	73.9%
2023 		<b>Civil</b>	737	15%	11.8% ▲	+78	<b>Civil</b>	27.1%	14.9%
2022 		<b>Civil Commitments</b>	41	1%	-26.8% ▼	-15	<b>Civil Commitments</b>	2.3%	0.8%
		<b>GRAND TOTAL</b>	<b>4,960</b>	100%	104.0% ▲	+2,529	<b>GRAND TOTAL</b>	100%	100%

**Filings by Division & Code**

Division	Case Type Description	Code	Summary	Change	% Change	Absolute Change
<b>Criminal</b>	Misdemeanor	M	297	▲	+12.1%	+32
	Felony	F	93	▼	-20.5%	-24
	Civil Violation	CV	46	▲	+21.1%	+8
	Capias	CA	41	▼	-10.9%	-5
	Show Cause	SC	34	▲	+6.3%	+2
	Restricted Operators License	RL	4	▲	-	+4
	Motion	MO	0	▼	-100.0%	-1
	<b>Total</b>			<b>515</b>	▲	<b>3.2%</b>
<b>Traffic</b>	Infraction	I	3,187	▲	+234.4%	+2,234
	Misdemeanor	M	459	▲	+91.3%	+219
	Felony	F	7	▲	+16.7%	+1
	Show Cause	SC	5	▼	-28.6%	-2
	Capias	CA	4	▼	-60.0%	-6
	Civil Violation	CV	4	▲	-	+4
	Restricted Operators License	RL	1	↔	-	-
<b>Total</b>			<b>3,667</b>	▲	<b>201.3%</b>	<b>+2,450</b>
<b>Civil</b>	Warrant in Debt	WD	240	↔	-	-
	Garnishment	GA	224	▲	+8.2%	+17
	Unlawful Detainer	UD	91	▲	+65.5%	+36
	Admin License	AL	55	▲	+223.5%	+38
	Other	OT	27	▼	-28.9%	-11
	Preliminary Protective Order	PP	22	▼	-15.4%	-4
	Protective Order	PO	18	▼	-40.0%	-12
	Show Cause	SC	17	▲	+54.5%	+6
	Abstract	AJ	11	↔	-	-
	Impoundment	IM	10	▲	+42.9%	+3
	Interrogatory	IN	7	▼	-36.4%	-4
	Motion for Judgment	MJ	7	▲	+250.0%	+5
	Counter Claim	CC	2	▲	-	+2
	Petition-Restore Arms	PR	2	▲	+100.0%	+1
	Tenants Assertion	TA	2	▲	-	+2
	Overweight	OC	1	▲	-	+1
Zoning Violation	ZO	1	↔	-	-	
Capias	CA	0	▼	-100.0%	-2	
<b>Total</b>			<b>737</b>	▲	<b>11.8%</b>	<b>+78</b>
<b>Civil Commitments</b>	Temporary Detention Order	TD	33	▼	-19.5%	-8
	Emergency Custody Order	EC	8	▼	-46.7%	-7
	<b>Total</b>		<b>41</b>	▼	<b>-26.8%</b>	<b>-15</b>
<b>GRAND TOTAL</b>			<b>4,960</b>	▲	104.0%	+2,529

**Filings by Major Case Category\*\***

Category	Summary	Change	% Change	Absolute Change
Felony	100	▼	-18.7%	-23
Garnishment	231	▼	+6.0%	+13
General Civil	252	▲	+0.8%	+2
Infraction/Civil Violation	3,238	▲	+226.7%	+2,247
Landlord /Tenant	93	▲	+69.1%	+38
Misdemeanor	762	▲	+50.3%	+255

\* Compared to same time period as previous year

\*\* Case Type Categories are defined in the 2017 Virginia Judicial Workload Assessment



**CPSS - GCMS CASELOAD STATISTICS OF THE GENERAL DISTRICT COURTS**  
 January 2023 thru December 2023 Filings (Compared to January 2022 thru December 2022)



**Greene**

District: 16 FIPS: 079

Other	244	▲	+5.6%	+13
Protective Orders	40	▼	-28.6%	-16
<b>GRAND TOTAL</b>	<b>4,960</b>	▲	104.0%	+2,529

\* Compared to same time period as previous year

\*\* Case Type Categories are defined in the 2017 Virginia Judicial Workload Assessment  
 Source: SCV-SQL-Information

2023 Overall GRAND TOTAL		Distribution of Caseload			Change*		Percentage (%) of Caseload		
<b>6,911</b>	+629	<b>Criminal</b>	1,210	18%	14.5% ▲	+153	<b>Criminal</b>	2022	2023
		<b>Traffic</b>	3,944	57%	12.1% ▲	+425	<b>Traffic</b>	16.8%	17.5%
		<b>Civil</b>	1,686	24%	2.6% ▲	+43	<b>Civil</b>	56.0%	57.1%
		<b>Civil Commitments</b>	71	1%	12.7% ▲	+8	<b>Civil Commitments</b>	26.2%	24.4%
		<b>GRAND TOTAL</b>	<b>6,911</b>	100%	10.0% ▲	+629	<b>GRAND TOTAL</b>	100%	100%

Filings by Division & Code

Division	Case Type Description	Code	Summary	Change	% Change	Absolute Change
<b>Criminal</b>	Misdemeanor	M	634	▲	+15.7%	+86
	Felony	F	361	▲	+30.8%	+85
	Capias	CA	88	▼	-23.5%	-27
	Show Cause	SC	75	▼	-7.4%	-6
	Civil Violation	CV	52	▲	+40.5%	+15
	<b>Total</b>			<b>1,210</b>	<b>▲</b>	<b>14.5%</b>
<b>Traffic</b>	Infraction	I	3,191	▲	+11.7%	+333
	Misdemeanor	M	721	▲	+19.2%	+116
	Felony	F	15	▼	-42.3%	-11
	Capias	CA	10	▼	-28.6%	-4
	Show Cause	SC	6	▼	-62.5%	-10
	Civil Violation	CV	1	▲	-	+1
	<b>Total</b>			<b>3,944</b>	<b>▲</b>	<b>12.1%</b>
<b>Civil</b>	Warrant in Debt	WD	692	▲	+1.3%	+9
	Garnishment	GA	397	▼	-2.9%	-12
	Unlawful Detainer	UD	172	▲	+19.4%	+28
	Impoundment	IM	169	▲	+83.7%	+77
	Other	OT	82	▲	-13.7%	-13
	Admin License	AL	64	▲	+16.4%	+9
	Preliminary Protective Order	PP	31	▼	-42.6%	-23
	Abstract	AJ	17	▲	+41.7%	+5
	Protective Order	PO	16	▼	-54.3%	-19
	Show Cause	SC	11	▼	-31.3%	-5
	Detinue	DT	10	▲	+66.7%	+4
	Motion for Judgment	MJ	9	▼	-50.0%	-9
	Interrogatory	IN	8	▼	-33.3%	-4
	Counter Claim	CC	4	▲	+100.0%	+2
	Tenants Assertion	TA	3	▼	-25.0%	-1
	Overweight	OC	1	▲	-	+1
	Capias	CA	0	▼	-100.0%	-2
	Petition-Restore Arms	PR	0	▼	-100.0%	-2
	Restricted Operators License	RL	0	▼	-100.0%	-2
<b>Total</b>			<b>1,686</b>	<b>▲</b>	<b>2.6%</b>	<b>+43</b>
<b>Civil Commitments</b>	Temporary Detention Order	TD	56	▲	+16.7%	+8
	Emergency Custody Order	EC	15	↔	-	-
	<b>Total</b>		<b>71</b>	<b>▲</b>	<b>12.7%</b>	<b>+8</b>
<b>GRAND TOTAL</b>			<b>6,911</b>	<b>▲</b>	<b>10.0%</b>	<b>+629</b>

Filings by Major Case Category\*\*

Category	Summary	Change	% Change	Absolute Change
Felony	376	▼	+24.5%	+74
Garnishment	405	▼	-3.8%	-16
General Civil	731	▼	+1.1%	+8
Infraction/Civil Violation	3,245	▲	+12.1%	+350
Landlord /Tenant	175	▼	+18.2%	+27
Misdemeanor	1,355	▼	+17.3%	+200
Other	577	▼	+5.1%	+28

\* Compared to same time period as previous year

\*\* Case Type Categories are defined in the 2017 Virginia Judicial Workload Assessment

**CPSS - GCMS CASELOAD STATISTICS OF THE GENERAL DISTRICT COURTS**  
January 2023 thru December 2023 Filings (Compared to January 2022 thru December 2022)



---

Protective Orders	47	▼	-47.2%	-42
<b>GRAND TOTAL</b>	<b>6,911</b>	▲	10.0%	+629

---

\* Compared to same time period as previous year

\*\* Case Type Categories are defined in the 2017 Virginia Judicial Workload Assessment  
Source: SCV-SQL-Information

2023 Overall GRAND TOTAL		Distribution of Caseload			Change*		Percentage (%) of Caseload		
2023 	2022 	<b>4,664</b>	<b>+1,789</b>	<b>Criminal</b>	211	5%	-1.4%	▼	-3
				<b>Traffic</b>	4,071	87%	78.2%	▲	+1,787
				<b>Civil</b>	364	8%	3.1%	▲	+11
				<b>Civil Commitments</b>	18	0%	-25.0%	▼	-6
		<b>GRAND TOTAL</b>	<b>4,664</b>		100%		62.2%	▲	+1,789
				<b>GRAND TOTAL</b>			100%		100%

Filings by Division & Code

Division	Case Type Description	Code	Summary	Change	% Change	Absolute Change
<b>Criminal</b>	Misdemeanor	M	117	▼	-3.3%	-4
	Felony	F	43	▼	-6.5%	-3
	Show Cause	SC	22	▲	+10.0%	+2
	Capias	CA	19	▲	+90.0%	+9
	Civil Violation	CV	9	▼	-43.8%	-7
	Restricted Operators License	RL	1	↔		-
	<b>Total</b>			<b>211</b>	<b>▼</b>	<b>-1.4%</b>
<b>Traffic</b>	Infraction	I	3,556	▲	+83.3%	+1,616
	Misdemeanor	M	456	▲	+62.9%	+176
	Show Cause	SC	37	▲	+42.3%	+11
	Capias	CA	20	▼	-39.4%	-13
	Felony	F	1	▼	-75.0%	-3
	Restricted Operators License	RL	1	↔		-
	<b>Total</b>			<b>4,071</b>	<b>▲</b>	<b>78.2%</b>
<b>Civil</b>	Warrant in Debt	WD	170	▲	+29.8%	+39
	Garnishment	GA	81	▼	-28.9%	-33
	Unlawful Detainer	UD	24	▼	-4.0%	-1
	Admin License	AL	21	▲	+23.5%	+4
	Other	OT	21	▲	+40.0%	+6
	Preliminary Protective Order	PP	12	▲	+9.1%	+1
	Impoundment	IM	11	▲	+120.0%	+6
	Protective Order	PO	7	▼	-22.2%	-2
	Interrogatory	IN	5	▼	-16.7%	-1
	Show Cause	SC	4	▼	-50.0%	-4
	Capias	CA	3	↔		-
	Abstract	AJ	2	▼	-50.0%	-2
	Detinue	DT	2	↔		-
	Tenants Assertion	TA	1	▲	-	+1
	Overweight	OC	0	▼	-100.0%	-1
	Petition-Restore Arms	PR	0	▼	-100.0%	-1
	Zoning Violation	ZO	0	▼	-100.0%	-1
<b>Total</b>			<b>364</b>	<b>▲</b>	<b>3.1%</b>	<b>+11</b>
<b>Civil Commitments</b>	Temporary Detention Order	TD	11	▼	-31.3%	-5
	Emergency Custody Order	EC	7	↔		-
	Medical Emergency Custody Order	ME	0	▼	-100.0%	-1
	<b>Total</b>			<b>18</b>	<b>▼</b>	<b>-25.0%</b>
<b>GRAND TOTAL</b>			<b>4,664</b>	<b>▲</b>	<b>62.2%</b>	<b>+1,789</b>

Filings by Major Case Category\*\*

Category	Summary	Change	% Change	Absolute Change
Felony	44	▼	-12.0%	-6
Garnishment	86	▼	-28.3%	-34
General Civil	177	▼	+26.4%	+37
Infraction/Civil Violation	3,565	▼	+82.2%	+1,608
Landlord /Tenant	25	▲		0
Misdemeanor	575	▼	+42.3%	+171
Other	173	▲	+8.8%	+14

\* Compared to same time period as previous year

\*\* Case Type Categories are defined in the 2017 Virginia Judicial Workload Assessment

Source: SCV-SQL-Information

**CPSS - GCMS CASELOAD STATISTICS OF THE GENERAL DISTRICT COURTS**  
January 2023 thru December 2023 Filings (Compared to January 2022 thru December 2022)

**Madison**

District: 16 FIPS: 113

---

Protective Orders	19	▼	-5.0%	-1
<b>GRAND TOTAL</b>	<b>4,664</b>	▲	62.2%	+1,789

---

\* Compared to same time period as previous year

\*\* Case Type Categories are defined in the 2017 Virginia Judicial Workload Assessment  
Source: SCV-SQL-Information

2023 Overall GRAND TOTAL		Distribution of Caseload			Change*		Percentage (%) of Caseload		
<b>9,389</b>	+2,416	<b>Criminal</b>	1,298	14%	49.5% ▲	+430	<b>Criminal</b>	2022	2023
		<b>Traffic</b>	5,939	63%	33.6% ▲	+1,495	<b>Traffic</b>	12.4%	13.8%
2023		<b>Civil</b>	2,085	22%	30.4% ▲	+486	<b>Civil</b>	63.7%	63.3%
2022		<b>Civil Commitments</b>	67	1%	8.1% ▲	+5	<b>Civil Commitments</b>	22.9%	22.2%
		<b>GRAND TOTAL</b>	<b>9,389</b>	100%	34.6% ▲	+2,416	<b>GRAND TOTAL</b>	100%	100%

**Filings by Division & Code**

Division	Case Type Description	Code	Summary	Change	% Change	Absolute Change
<b>Criminal</b>	Misdemeanor	M	805	▲	+58.5%	+297
	Felony	F	258	▲	+58.3%	+95
	Show Cause	SC	84	▼	-4.5%	-4
	Capias	CA	78	▲	+23.8%	+15
	Civil Violation	CV	73	▲	+58.7%	+27
	<b>Total</b>			<b>1,298</b>	<b>▲</b>	<b>49.5%</b>
<b>Traffic</b>	Infraction	I	4,602	▲	+28.9%	+1,031
	Misdemeanor	M	1,079	▲	+78.3%	+474
	Other	O	211	▼	-9.8%	-23
	Felony	F	19	▼	-5.0%	-1
	Capias	CA	17	▲	+183.3%	+11
	Show Cause	SC	9	▲	+12.5%	+1
	Civil Violation	CV	2	▲	-	+2
	<b>Total</b>			<b>5,939</b>	<b>▲</b>	<b>33.6%</b>
<b>Civil</b>	Warrant in Debt	WD	960	▲	+60.8%	+363
	Garnishment	GA	476	↔	-	-
	Unlawful Detainer	UD	199	▲	+53.1%	+69
	Other	OT	84	▲	+37.7%	+23
	Admin License	AL	71	▼	-4.1%	-3
	Detinue	DT	59	▼	-36.6%	-34
	Impoundment	IM	58	▲	+48.7%	+19
	Preliminary Protective Order	PP	55	▲	+41.0%	+16
	Protective Order	PO	30	▲	+50.0%	+10
	Interrogatory	IN	24	▲	+33.3%	+6
	Show Cause	SC	23	▲	+35.3%	+6
	Abstract	AJ	18	▲	+80.0%	+8
	Zoning Violation	ZO	11	▲	+83.3%	+5
	Motion for Judgment	MJ	9	▼	-18.2%	-2
	Counter Claim	CC	5	▲	+150.0%	+3
	Petition-Restore Arms	PR	1	▲	-	+1
	Tenants Assertion	TA	1	↔	-	-
	Third Party Claim	TH	1	▲	-	+1
	Bond Forfeiture	BF	0	▼	-100.0%	-1
	Capias	CA	0	▼	-100.0%	-2
	Restricted Operators License	RL	0	▼	-100.0%	-2
<b>Total</b>			<b>2,085</b>	<b>▲</b>	<b>30.4%</b>	<b>+486</b>
<b>Civil Commitments</b>	Temporary Detention Order	TD	50	▲	+6.4%	+3
	Emergency Custody Order	EC	17	▲	+13.3%	+2
	<b>Total</b>		<b>67</b>	<b>▲</b>	<b>8.1%</b>	<b>+5</b>
<b>GRAND TOTAL</b>			<b>9,389</b>	<b>▲</b>	<b>34.6%</b>	<b>+2,416</b>

**Filings by Major Case Category\*\***

Category	Summary	Change	% Change	Absolute Change
Felony	277	▲	+51.4%	+94
Garnishment	500	▲	+1.2%	+6
General Civil	1,038	▲	+47.9%	+336
Infraction/Civil Violation	4,888	▲	+26.9%	+1,037
Landlord /Tenant	200	▲	+52.7%	+69

\* Compared to same time period as previous year

\*\* Case Type Categories are defined in the 2017 Virginia Judicial Workload Assessment

**CPSS - GCMS CASELOAD STATISTICS OF THE GENERAL DISTRICT COURTS**  
 January 2023 thru December 2023 Filings (Compared to January 2022 thru December 2022)



**Orange**

District: 16 FIPS: 137

Misdemeanor	1,895	▲	+69.0%	+774
Other	506	▲	+17.1%	+74
Protective Orders	85	▲	+44.1%	+26
<b>GRAND TOTAL</b>	<b>9,389</b>	▲	34.6%	+2,416

\* Compared to same time period as previous year

\*\* Case Type Categories are defined in the 2017 Virginia Judicial Workload Assessment  
 Source: SCV-SQL-Information

2023 Overall GRAND TOTAL		Distribution of Caseload			Change*		Percentage (%) of Caseload		
<b>43,189</b>	+6,738	<b>Criminal</b>	7,550	17%	32.4% ▲	+1,846	<b>Criminal</b>	2022	2023
		<b>Traffic</b>	26,824	62%	10.6% ▲	+2,580	<b>Traffic</b>	15.6%	17.5%
2023 		<b>Civil</b>	8,119	19%	35.5% ▲	+2,125	<b>Civil</b>	66.5%	62.1%
2022 		<b>Civil Commitments</b>	696	2%	36.7% ▲	+187	<b>Civil Commitments</b>	16.4%	18.8%
		<b>GRAND TOTAL</b>	<b>43,189</b>	100%	18.5% ▲	+6,738	<b>GRAND TOTAL</b>	1.4%	1.6%
							<b>GRAND TOTAL</b>	100%	100%

Filings by Division & Code

Division	Case Type Description	Code	Summary	Change	% Change	Absolute Change
<b>Criminal</b>	Misdemeanor	M	4,176	▲	+41.5%	+1,225
	Felony	F	2,081	▲	+14.3%	+261
	Capias	CA	718	▼	-0.4%	-3
	Civil Violation	CV	408	▲	+1,411.1%	+381
	Show Cause	SC	167	▼	-9.7%	-18
	<b>Total</b>			<b>7,550</b>	<b>▲</b>	<b>32.4%</b>
<b>Traffic</b>	Infraction	I	21,661	▲	+8.2%	+1,642
	Misdemeanor	M	4,134	▲	+21.1%	+720
	Other	O	575	▲	+92.3%	+276
	Capias	CA	157	▼	-26.3%	-56
	Civil Violation	CV	110	▲	+1.9%	+2
	Show Cause	SC	98	▼	-3.9%	-4
	Felony	F	89	↔		-
	<b>Total</b>			<b>26,824</b>	<b>▲</b>	<b>10.6%</b>
<b>Civil</b>	Unlawful Detainer	UD	2,893	▲	+106.5%	+1,492
	Warrant in Debt	WD	2,008	▲	+5.0%	+95
	Motion for Judgment	MJ	1,153	▲	+90.9%	+549
	Garnishment	GA	1,075	▼	-0.6%	-6
	Admin License	AL	302	▼	-10.4%	-35
	Preliminary Protective Order	PP	201	▲	+2.6%	+5
	Protective Order	PO	147	↔		-
	Other	OT	124	▲	+51.2%	+42
	Show Cause	SC	65	▲	+4.8%	+3
	Interrogatory	IN	42	▼	-6.7%	-3
	Impoundment	IM	37	▼	-14.0%	-6
	Tenants Assertion	TA	26	▲	+52.9%	+9
	Bond Forfeiture	BF	13	▼	-7.1%	-1
	Counter Claim	CC	11	▼	-31.3%	-5
	Detinue	DT	8	▲	+60.0%	+3
	Capias	CA	6	▲	+20.0%	+1
	Third Party Claim	TH	5	▼	-61.5%	-8
	Petition-Restore Arms	PR	2	▼	-33.3%	-1
	Overweight	OC	1	▼	-87.5%	-7
	Restricted Operators License	RL	0	▼	-100.0%	-2
<b>Total</b>			<b>8,119</b>	<b>▲</b>	<b>35.5%</b>	<b>+2,125</b>
<b>Civil Commitments</b>	Mental Commitment	MC	362	▲	+1.7%	+6
	Temporary Detention Order	TD	118	▲	+136.0%	+68
	Other	OT	107	▲	+296.3%	+80
	Emergency Custody Order	EC	80	▲	+281.0%	+59
	Petition	PT	19	▼	-64.8%	-35
	Medical Emergency Temporary Detention Order	MT	9	▲	-	+9
	Medical Emergency Custody Order	ME	1	↔		-
<b>Total</b>			<b>696</b>	<b>▲</b>	<b>36.7%</b>	<b>+187</b>
<b>GRAND TOTAL</b>			<b>43,189</b>	<b>▲</b>	<b>18.5%</b>	<b>+6,738</b>

\* Compared to same time period as previous year

\*\* Case Type Categories are defined in the 2017 Virginia Judicial Workload Assessment





**Filings by Major Case Category\*\***

Category	Summary	Change	% Change	Absolute Change
Felony	2,170	▲	+13.7%	+261
Garnishment	1,117	▼	-0.8%	-9
General Civil	3,197	▲	+26.3%	+665
Infraction/Civil Violation	22,755	▲	+11.2%	+2,294
Involuntary Civil Commitments	126	▲	+55.6%	+45
Landlord /Tenant	2,919	▲	+105.9%	+1,501
Misdemeanor	8,310	▼	+30.5%	+1,943
Other	2,247	▲	+1.5%	+33
Protective Orders	348	▲	+1.5%	+5
<b>GRAND TOTAL</b>	<b>43,189</b>	▲	18.5%	+6,738

\* Compared to same time period as previous year

\*\* Case Type Categories are defined in the 2017 Virginia Judicial Workload Assessment  
 Source: SCV-SQL-Information

2023 Overall GRAND TOTAL		Distribution of Caseload			Change*		Percentage (%) of Caseload		
<b>2,827</b>	+541	<b>Criminal</b>	267	9%	37.6% ▲	+73	<b>Criminal</b>	2022 8.5%	2023 9.4%
		<b>Traffic</b>	2,264	80%	20.6% ▲	+387	<b>Traffic</b>	82.1%	80.1%
2023 		<b>Civil</b>	296	10%	37.7% ▲	+81	<b>Civil</b>	9.4%	10.5%
2022 		<b>GRAND TOTAL</b>	<b>2,827</b>	100%	23.7% ▲	+541	<b>GRAND TOTAL</b>	100%	100%

Filings by Division & Code



Division	Case Type Description	Code	Summary	Change	% Change	Absolute Change
<b>Criminal</b>	Misdemeanor	M	163	▲	+28.3%	+36
	Felony	F	55	▲	+34.1%	+14
	Capias	CA	41	▲	+95.2%	+20
	Show Cause	SC	6	▲	+100.0%	+3
	Civil Violation	CV	2	↔		-
	<b>Total</b>			<b>267</b>	<b>▲</b>	<b>37.6%</b>
<b>Traffic</b>	Infraction	I	1,967	▲	+28.3%	+434
	Misdemeanor	M	210	▼	-0.5%	-1
	Other	O	68	▼	-34.6%	-36
	Show Cause	SC	6	▼	-25.0%	-2
	Capias	CA	5	▼	-44.4%	-4
	Civil Violation	CV	5	▼	-28.6%	-2
	Felony	F	3	↔		-
	Motion	MO	0	▼	-100.0%	-2
<b>Total</b>			<b>2,264</b>	<b>▲</b>	<b>20.6%</b>	<b>+387</b>
<b>Civil</b>	Unlawful Detainer	UD	112	▲	+100.0%	+56
	Warrant in Debt	WD	81	▲	+3.8%	+3
	Garnishment	GA	61	▲	+19.6%	+10
	Admin License	AL	23	▲	+21.1%	+4
	Protective Order	PO	5	▲	+400.0%	+4
	Other	OT	4	▲	+33.3%	+1
	Preliminary Protective Order	PP	3	▼	-40.0%	-2
	Bond Forfeiture	BF	2	▲	-	+2
	Interrogatory	IN	2	▲	-	+2
	Impoundment	IM	1	▼	-50.0%	-1
	Petition-Restore Arms	PR	1	▲	-	+1
	Tenants Assertion	TA	1	▲	-	+1
	<b>Total</b>			<b>296</b>	<b>▲</b>	<b>37.7%</b>
<b>GRAND TOTAL</b>			<b>2,827</b>	<b>▲</b>	<b>23.7%</b>	<b>+541</b>

Filings by Major Case Category\*\*

Category	Summary	Change	% Change	Absolute Change
Felony	58	▲	+31.8%	+14
Garnishment	63	▲	+23.5%	+12
General Civil	82	▲	+5.1%	+4
Infraction/Civil Violation	2,042	▼	+24.1%	+396
Landlord /Tenant	113	▲	+101.8%	+57
Misdemeanor	373	▲	+10.4%	+35
Other	88	▲	+31.3%	+21
Protective Orders	8	▲	+33.3%	+2
<b>GRAND TOTAL</b>	<b>2,827</b>	<b>▲</b>	<b>23.7%</b>	<b>+541</b>

\* Compared to same time period as previous year

\*\* Case Type Categories are defined in the 2017 Virginia Judicial Workload Assessment  
 Source: SCV-SQL-Information

2023 Overall GRAND TOTAL		Distribution of Caseload			Change*		Percentage (%) of Caseload		
<b>22,757</b>	+3,194	<b>Criminal</b>	4,243	19%	38.8% ▲	+1,186	<b>Criminal</b>	2022 15.6%	2023 18.6%
		<b>Traffic</b>	9,155	40%	5.9% ▲	+506	<b>Traffic</b>	44.2%	40.2%
2023 		<b>Civil</b>	8,610	38%	22.0% ▲	+1,550	<b>Civil</b>	36.1%	37.8%
2022 		<b>Civil Commitments</b>	749	3%	-6.0% ▼	-48	<b>Civil Commitments</b>	4.1%	3.3%
		<b>GRAND TOTAL</b>	<b>22,757</b>	100%	16.3% ▲	+3,194	<b>GRAND TOTAL</b>	100%	100%

Filings by Division & Code

Division	Case Type Description	Code	Summary	Change	% Change	Absolute Change
<b>Criminal</b>	Misdemeanor	M	2,622	▲	+45.1%	+815
	Felony	F	1,053	▲	+30.5%	+246
	Capias	CA	245	▲	+25.6%	+50
	Civil Violation	CV	165	▲	+816.7%	+147
	Show Cause	SC	158	▼	-31.3%	-72
	Total			<b>4,243</b>	▲	<b>38.8%</b>
<b>Traffic</b>	Infraction	I	6,179	▲	+10.1%	+569
	Misdemeanor	M	1,617	▼	-8.0%	-140
	Other	O	1,172	▲	+7.5%	+82
	Show Cause	SC	70	▼	-5.4%	-4
	Felony	F	67	▲	+6.3%	+4
	Civil Violation	CV	36	▲	+33.3%	+9
	Capias	CA	14	▼	-50.0%	-14
Total			<b>9,155</b>	▲	<b>5.9%</b>	<b>+506</b>
<b>Civil</b>	Unlawful Detainer	UD	4,301	▲	+42.0%	+1,272
	Warrant in Debt	WD	2,179	▲	+9.0%	+179
	Garnishment	GA	1,208	▲	+10.4%	+114
	Other	OT	244	▲	-1.6%	-4
	Protective Order	PO	207	▼	-10.4%	-24
	Preliminary Protective Order	PP	186	▲	+6.3%	+11
	Bond Forfeiture	BF	112	▲	+31.8%	+27
	Interrogatory	IN	50	▲	+22.0%	+9
	Abstract	AJ	34	▼	-2.9%	-1
	Tenants Assertion	TA	29	▲	+31.8%	+7
	Admin License	AL	23	▼	-46.5%	-20
	Counter Claim	CC	16	▼	-33.3%	-8
	Motion for Judgment	MJ	15	▼	-34.8%	-8
	Detinue	DT	5	▲	-	+5
	Restricted Operators License	RL	1	▲	-	+1
	Cross Claim	CR	0	▼	-100.0%	-1
	Impoundment	IM	0	▼	-100.0%	-1
	Petition-Restore Arms	PR	0	▼	-100.0%	-4
	Third Party Claim	TH	0	▼	-100.0%	-4
Total			<b>8,610</b>	▲	<b>22.0%</b>	<b>+1,550</b>
<b>Civil Commitments</b>	Temporary Detention Order	TD	350	▼	-3.0%	-11
	Mental Commitment	MC	256	▼	-12.9%	-38
	Emergency Custody Order	EC	118	▼	-15.7%	-22
	Petition	PT	19	▲	+1,800.0%	+18
	Other	OT	6	▲	+500.0%	+5
Total			<b>749</b>	▼	<b>-6.0%</b>	<b>-48</b>
<b>GRAND TOTAL</b>			<b>22,757</b>	▲	16.3%	+3,194

Filings by Major Case Category\*\*

Category	Summary	Change	% Change	Absolute Change
Felony	1,120	▲	+28.7%	+250
Garnishment	1,258	▲	+10.8%	+123
General Civil	2,214	▲	+8.7%	+178
Infraction/Civil Violation	7,552	▲	+12.0%	+807

\* Compared to same time period as previous year

\*\* Case Type Categories are defined in the 2017 Virginia Judicial Workload Assessment



Source: SCV-SQL-Information

**CPSS - GCMS CASELOAD STATISTICS OF THE GENERAL DISTRICT COURTS**  
 January 2023 thru December 2023 Filings (Compared to January 2022 thru December 2022)

Involuntary Civil Commitments	25	▲	+1,150.0%	+23
Landlord /Tenant	4,330	▲	+41.9%	+1,279
Misdemeanor	4,240	▲	+19.0%	+676
Other	1,625	▼	-7.4%	-129
Protective Orders	393	▼	-3.2%	-13
<b>GRAND TOTAL</b>	<b>22,757</b>	▲	16.3%	+3,194

\* Compared to same time period as previous year

\*\* Case Type Categories are defined in the 2017 Virginia Judicial Workload Assessment  
 Source: SCV-SQL-Information

2023 Overall GRAND TOTAL		Distribution of Caseload			Change*		Percentage (%) of Caseload		
<b>209,855</b>	+46,985	<b>Criminal</b>	26,652	13%	28.0% ▲	+5,825	<b>Criminal</b>	2022	2023
		<b>Traffic</b>	149,424	71%	33.6% ▲	+37,584	<b>Traffic</b>	12.8%	12.7%
		<b>Civil</b>	30,126	14%	13.1% ▲	+3,491	<b>Civil</b>	68.7%	71.2%
		<b>Civil Commitments</b>	3,653	2%	2.4% ▲	+85	<b>Civil Commitments</b>	16.4%	14.4%
		<b>GRAND TOTAL</b>	<b>209,855</b>	100%	28.8% ▲	+46,985	<b>GRAND TOTAL</b>	2.2%	1.7%
							<b>GRAND TOTAL</b>	100%	100%

**Filings by Division & Code**

Division	Case Type Description	Code	Summary	Change	% Change	Absolute Change
<b>Criminal</b>	Misdemeanor	M	13,986	▲	+32.9%	+3,459
	Felony	F	9,929	▲	+30.2%	+2,303
	Capias	CA	1,816	▲	+6.8%	+116
	Show Cause	SC	644	▼	-12.6%	-93
	Civil Violation	CV	263	▲	+38.4%	+73
	Motion	MO	14	▼	-70.2%	-33
	<b>Total</b>			<b>26,652</b>	<b>▲</b>	<b>28.0%</b>
<b>Traffic</b>	Infraction	I	128,620	▲	+35.8%	+33,905
	Misdemeanor	M	18,185	▲	+22.7%	+3,360
	Capias	CA	937	▲	+20.6%	+160
	Show Cause	SC	577	▲	+11.4%	+59
	Felony	F	421	▲	+7.7%	+30
	Civil Violation	CV	375	▲	+19.8%	+62
	Motion	MO	289	▲	+3.6%	+10
	Restricted Operators License	RL	15	▼	-21.1%	-4
	Other	O	5	▲	+66.7%	+2
<b>Total</b>			<b>149,424</b>	<b>▲</b>	<b>33.6%</b>	<b>+37,584</b>
<b>Civil</b>	Warrant in Debt	WD	11,718	▼	-0.8%	-89
	Unlawful Detainer	UD	7,924	▲	+58.4%	+2,922
	Garnishment	GA	5,653	▲	+10.3%	+528
	Admin License	AL	1,408	▲	+9.3%	+120
	Preliminary Protective Order	PP	531	▲	+3.1%	+16
	Other	OT	443	▲	+25.1%	+89
	Protective Order	PO	374	▲	+10.7%	+36
	Show Cause	SC	335	▲	+1.5%	+5
	Interrogatory	IN	282	▼	-3.8%	-11
	Bond Forfeiture	BF	274	▲	+3.4%	+9
	Impoundment	IM	192	▲	+68.4%	+78
	Zoning Violation	ZO	179	▼	-40.7%	-123
	Overweight	OC	178	▼	-36.4%	-102
	Abstract	AJ	176	▲	+8.6%	+14
	Motion for Judgment	MJ	141	▼	-14.0%	-23
	Counter Claim	CC	126	▼	-9.4%	-13
	Tenants Assertion	TA	80	▲	+25.0%	+16
	Detinue	DT	65	▲	+6.6%	+4
	Capias	CA	29	▲	+26.1%	+6
	Cross Claim	CR	6	▲	+500.0%	+5
Petition-Restore Arms	PR	6	▲	+50.0%	+2	
Third Party Claim	TH	6	▲	+50.0%	+2	
<b>Total</b>			<b>30,126</b>	<b>▲</b>	<b>13.1%</b>	<b>+3,491</b>
<b>Civil Commitments</b>	Temporary Detention Order	TD	1,645	▲	+5.2%	+82
	Mental Commitment	MC	1,590	▲	+0.8%	+13
	Emergency Custody Order	EC	300	▼	-13.8%	-48
	Other	OT	73	▲	+102.8%	+37
	Medical Emergency Temporary Detention Order	MT	43	▼	-2.3%	-1
	Petition	PT	2	▲	-	+2
<b>Total</b>			<b>3,653</b>	<b>▲</b>	<b>2.4%</b>	<b>+85</b>
<b>GRAND TOTAL</b>			<b>209,855</b>	<b>▲</b>	<b>28.8%</b>	<b>+46,985</b>

\* Compared to same time period as previous year



\*\* Case Type Categories are defined in the 2017 Virginia Judicial Workload Assessment

**Filings by Major Case Category\*\***

Category	Summary	Change	% Change	Absolute Change
Felony	10,350	▲	+29.1%	+2,333
Garnishment	5,935	▲	+9.5%	+517
General Civil	11,975	▲	-0.7%	-88
Infraction/Civil Violation	129,441	▲	+35.5%	+33,940
Involuntary Civil Commitments	75	▲	+108.3%	+39
Landlord /Tenant	8,004	▲	+58.0%	+2,938
Misdemeanor	32,365	▼	+26.1%	+6,692
Other	10,805	▲	+5.5%	+562
Protective Orders	905	▲	+6.1%	+52
<b>GRAND TOTAL</b>	<b>209,855</b>	▲	28.8%	+46,985

\* Compared to same time period as previous year

\*\* Case Type Categories are defined in the 2017 Virginia Judicial Workload Assessment  
 Source: SCV-SQL-Information

2023 Overall GRAND TOTAL		Distribution of Caseload			Change*		Percentage (%) of Caseload		
<b>5,157</b>	+1,503	<b>Criminal</b>	556	11%	59.3% ▲	+207	<b>Criminal</b>	2022 9.6%	2023 10.8%
2023 		<b>Traffic</b>	4,560	88%	39.2% ▲	+1,285	<b>Traffic</b>	89.6%	88.4%
2022 		<b>Civil</b>	41	1%	36.7% ▲	+11	<b>Civil</b>	0.8%	0.8%
		<b>GRAND TOTAL</b>	<b>5,157</b>	100%	41.1% ▲	+1,503	<b>GRAND TOTAL</b>	100%	100%

Filings by Division & Code


Division	Case Type Description	Code	Summary	Change	% Change	Absolute Change
<b>Criminal</b>	Misdemeanor	M	493	▲	+61.1%	+187
	Capias	CA	49	▲	+36.1%	+13
	Show Cause	SC	9	▲	+28.6%	+2
	Civil Violation	CV	4	▲	-	+4
	Felony	F	1	▲	-	+1
	<b>Total</b>			<b>556</b>	<b>▲</b>	<b>59.3%</b>
<b>Traffic</b>	Infraction	I	3,930	▲	+42.4%	+1,170
	Misdemeanor	M	469	▲	+39.2%	+132
	Civil Violation	CV	114	▼	-22.4%	-33
	Show Cause	SC	25	▲	+177.8%	+16
	Capias	CA	22	▲	+10.0%	+2
	Motion	MO	0	▼	-100.0%	-1
	Other	O	0	▼	-100.0%	-1
	<b>Total</b>			<b>4,560</b>	<b>▲</b>	<b>39.2%</b>
<b>Civil</b>	Admin License	AL	35	▲	+59.1%	+13
	Zoning Violation	ZO	5	▲	+400.0%	+4
	Impoundment	IM	1	▼	-50.0%	-1
	Bond Forfeiture	BF	0	▼	-100.0%	-1
	Protective Order	PO	0	▼	-100.0%	-4
<b>Total</b>			<b>41</b>	<b>▲</b>	<b>36.7%</b>	<b>+11</b>
<b>GRAND TOTAL</b>			<b>5,157</b>	<b>▲</b>	41.1%	+1,503

Filings by Major Case Category\*\*

Category	Summary	Change	% Change	Absolute Change
Felony	1	▲	-	+1
Infraction/Civil Violation	4,048	▲	+39.2%	+1,140
Misdemeanor	967	▲	+50.2%	+323
Other	141	▲	+43.9%	+43
Protective Orders	0	▼	-100.0%	-4
<b>GRAND TOTAL</b>	<b>5,157</b>	<b>▲</b>	41.1%	+1,503

\* Compared to same time period as previous year

\*\* Case Type Categories are defined in the 2017 Virginia Judicial Workload Assessment

2023 Overall GRAND TOTAL	Distribution of Caseload			Change*		Percentage (%) of Caseload		
<b>23,347</b> +6,179	<b>Criminal</b>	1,982	8%	13.8% ▲	+240	<b>Criminal</b>	2022	2023
	<b>Traffic</b>	19,010	81%	40.2% ▲	+5,453	<b>Traffic</b>	79.0%	81.4%
	<b>Civil</b>	2,257	10%	27.4% ▲	+486	<b>Civil</b>	10.3%	9.7%
	<b>Civil Commitments</b>	98	0%	0.0%	0	<b>Civil Commitments</b>	0.6%	0.4%
	<b>GRAND TOTAL</b>	<b>23,347</b>	100%	36.0% ▲	+6,179	<b>GRAND TOTAL</b>	100%	100%

**Filings by Division & Code**

Division	Case Type Description	Code	Summary	Change	% Change	Absolute Change
<b>Criminal</b>	Misdemeanor	M	1,119	▲	+1.9%	+21
	Felony	F	450	▲	+33.5%	+113
	Civil Violation	CV	150	▲	+36.4%	+40
	Capias	CA	139	▲	+23.0%	+26
	Show Cause	SC	124	▲	+47.6%	+40
	<b>Total</b>			<b>1,982</b>	<b>▲</b>	<b>13.8%</b>
<b>Traffic</b>	Infraction	I	16,387	▲	+43.3%	+4,954
	Misdemeanor	M	2,533	▲	+26.4%	+529
	Felony	F	36	↔	-	-
	Capias	CA	30	▼	-47.4%	-27
	Show Cause	SC	15	▼	-40.0%	-10
	Civil Violation	CV	7	▲	+250.0%	+5
	Other	O	1	▲	-	+1
	Restricted Operators License	RL	1	▲	-	+1
	<b>Total</b>			<b>19,010</b>	<b>▲</b>	<b>40.2%</b>
<b>Civil</b>	Warrant in Debt	WD	911	▲	+25.7%	+186
	Garnishment	GA	543	▲	+15.5%	+73
	Unlawful Detainer	UD	202	▲	+53.0%	+70
	Admin License	AL	170	▲	+26.9%	+36
	Other	OT	100	▲	+85.2%	+46
	Preliminary Protective Order	PP	81	▲	+24.6%	+16
	Protective Order	PO	65	▲	+20.4%	+11
	Impoundment	IM	40	▲	+25.0%	+8
	Show Cause	SC	32	▲	+28.0%	+7
	Interrogatory	IN	29	▼	-3.3%	-1
	Abstract	AJ	27	▲	-	+27
	Detinue	DT	14	▼	-12.5%	-2
	Zoning Violation	ZO	11	▼	-35.3%	-6
	Overweight	OC	9	▼	-10.0%	-1
	Tenants Assertion	TA	8	▲	+166.7%	+5
	Counter Claim	CC	4	▲	+300.0%	+3
	Motion for Judgment	MJ	4	▲	-	+4
	Petition-Restore Arms	PR	3	▲	+50.0%	+1
	Restricted Operators License	RL	2	▲	-	+2
	Bond Forfeiture	BF	1	↔	-	-
	Capias	CA	1	▲	-	+1
<b>Total</b>			<b>2,257</b>	<b>▲</b>	<b>27.4%</b>	<b>+486</b>
<b>Civil Commitments</b>	Temporary Detention Order	TD	67	▲	+1.5%	+1
	Emergency Custody Order	EC	31	▼	-3.1%	-1
	<b>Total</b>			<b>98</b>		<b>0.0%</b>
<b>GRAND TOTAL</b>			<b>23,347</b>	<b>▲</b>	<b>36.0%</b>	<b>+6,179</b>

**Filings by Major Case Category\*\***

Category	Summary	Change	% Change	Absolute Change
Felony	486	▲	+30.3%	+113
Garnishment	572	▲	+14.4%	+72
General Civil	955	▲	+26.5%	+200
Infraction/Civil Violation	16,554	▲	+43.3%	+4,999

\* Compared to same time period as previous year

\*\* Case Type Categories are defined in the 2017 Virginia Judicial Workload Assessment





**CPSS - GCMS CASELOAD STATISTICS OF THE GENERAL DISTRICT COURTS**  
 January 2023 thru December 2023 Filings (Compared to January 2022 thru December 2022)

Landlord /Tenant	210	▲	+55.6%	+75
Misdemeanor	3,666	▲	+17.5%	+547
Other	758	▲	+23.9%	+146
Protective Orders	146	▲	+22.7%	+27
<b>GRAND TOTAL</b>	<b>23,347</b>	▲	36.0%	+6,179

\* Compared to same time period as previous year

\*\* Case Type Categories are defined in the 2017 Virginia Judicial Workload Assessment  
 Source: SCV-SQL-Information

2023 Overall GRAND TOTAL		Distribution of Caseload			Change*		Percentage (%) of Caseload		
2023 	<b>61,368</b> +10,724	<b>Criminal</b>	6,223	10%	14.8% ▲	+802	<b>Criminal</b>	2022	2023
		<b>Traffic</b>	36,702	60%	30.0% ▲	+8,462	<b>Traffic</b>	10.7%	10.1%
2022 		<b>Civil</b>	17,522	29%	8.8% ▲	+1,423	<b>Civil</b>	55.8%	59.8%
		<b>Civil Commitments</b>	921	2%	4.2% ▲	+37	<b>Civil Commitments</b>	31.8%	28.6%
		<b>GRAND TOTAL</b>	<b>61,368</b>	100%	21.2% ▲	+10,724	<b>GRAND TOTAL</b>	100%	100%

**Filings by Division & Code**

Division	Case Type Description	Code	Summary	Change	% Change	Absolute Change
<b>Criminal</b>	Misdemeanor	M	3,357	▲	+10.9%	+331
	Felony	F	1,692	▲	+13.6%	+202
	Capias	CA	510	▲	+19.7%	+84
	Civil Violation	CV	338	▲	+76.0%	+146
	Show Cause	SC	326	▲	+13.6%	+39
	<b>Total</b>			<b>6,223</b>	<b>▲</b>	<b>14.8%</b>
<b>Traffic</b>	Infraction	I	32,082	▲	+29.0%	+7,215
	Misdemeanor	M	4,410	▲	+37.9%	+1,213
	Capias	CA	95	▲	+9.2%	+8
	Felony	F	77	▲	+35.1%	+20
	Show Cause	SC	32	▲	+18.5%	+5
	Restricted Operators License	RL	6	▲	+50.0%	+2
	Civil Violation	CV	0	▼	-100.0%	-1
	<b>Total</b>			<b>36,702</b>	<b>▲</b>	<b>30.0%</b>
<b>Civil</b>	Warrant in Debt	WD	9,908	▲	+22.0%	+1,786
	Garnishment	GA	4,527	▼	-16.9%	-920
	Unlawful Detainer	UD	1,483	▲	+67.8%	+599
	Admin License	AL	358	▲	+13.7%	+43
	Interrogatory	IN	265	▲	+7.7%	+19
	Show Cause	SC	249	▼	-0.8%	-2
	Preliminary Protective Order	PP	199	▼	-10.0%	-22
	Protective Order	PO	188	▼	-5.5%	-11
	Other	OT	128	▼	-36.6%	-74
	Abstract	AJ	55	▼	-16.7%	-11
	Impoundment	IM	40	▲	+53.8%	+14
	Bond Forfeiture	BF	24	▲	+118.2%	+13
	Counter Claim	CC	23	▼	-34.3%	-12
	Capias	CA	21	▼	-27.6%	-8
	Detinue	DT	14	▲	+16.7%	+2
	Tenants Assertion	TA	13	▲	+116.7%	+7
	Overweight	OC	9	▼	-50.0%	-9
	Third Party Claim	TH	6	▲	-	+6
	Motion for Judgment	MJ	5	↔	-	-
	Mechanic's Lien	ML	3	▲	+50.0%	+1
	Cross Claim	CR	1	▲	-	+1
	Interrogatory-Not	IC	1	▲	-	+1
	Petition-Restore Arms	PR	1	▼	-50.0%	-1
	Restricted Operators License	RL	1	▲	-	+1
<b>Total</b>			<b>17,522</b>	<b>▲</b>	<b>8.8%</b>	<b>+1,423</b>
<b>Civil Commitments</b>	Temporary Detention Order	TD	400	▲	+9.0%	+33
	Mental Commitment	MC	351	▲	+4.2%	+14
	Emergency Custody Order	EC	137	▼	-9.3%	-14
	Other	OT	25	▲	+25.0%	+5
	Medical Emergency Temporary Detention Order	MT	5	▼	-37.5%	-3
	Petition	PT	2	▲	+100.0%	+1
	Medical Emergency Custody Order	ME	1	▲	-	+1
<b>Total</b>			<b>921</b>	<b>▲</b>	<b>4.2%</b>	<b>+37</b>
<b>GRAND TOTAL</b>			<b>61,368</b>	<b>▲</b>	21.2%	+10,724

\* Compared to same time period as previous year



\*\* Case Type Categories are defined in the 2017 Virginia Judicial Workload Assessment

**Filings by Major Case Category\*\***

Category	Summary	Change	% Change	Absolute Change
Felony	1,769	▲	+14.4%	+222
Garnishment	4,792	▼	-15.8%	-901
General Civil	9,959	▲	+22.0%	+1,793
Infraction/Civil Violation	32,429	▼	+29.3%	+7,351
Involuntary Civil Commitments	27	▲	+28.6%	+6
Landlord /Tenant	1,496	▲	+68.1%	+606
Misdemeanor	7,774	▲	+24.8%	+1,547
Other	2,735	▲	+5.1%	+133
Protective Orders	387	▼	-7.9%	-33
<b>GRAND TOTAL</b>	<b>61,368</b>	▲	21.2%	+10,724

\* Compared to same time period as previous year

\*\* Case Type Categories are defined in the 2017 Virginia Judicial Workload Assessment  
 Source: SCV-SQL-Information

2023 Overall GRAND TOTAL		Distribution of Caseload			Change*		Percentage (%) of Caseload			
<b>4,601</b>	+999	<b>Criminal</b>	278	6%	-1.4%	▼	-4	<b>Criminal</b>	2022 7.8%	2023 6.0%
		<b>Traffic</b>	4,104	89%	33.2%	▲	+1,023	<b>Traffic</b>	85.5%	89.2%
2023 		<b>Civil</b>	212	5%	-8.6%	▼	-20	<b>Civil</b>	6.4%	4.6%
2022 		<b>Civil Commitments</b>	7	0%	0.0%		0	<b>Civil Commitments</b>	0.2%	0.2%
		<b>GRAND TOTAL</b>	<b>4,601</b>	100%	27.7%	▲	+999	<b>GRAND TOTAL</b>	100%	100%

Filings by Division & Code

Division	Case Type Description	Code	Summary	Change	% Change	Absolute Change
<b>Criminal</b>	Misdemeanor	M	123	▼	-25.0%	-41
	Felony	F	80	▲	+29.0%	+18
	Show Cause	SC	36	▲	+125.0%	+20
	Capias	CA	22	▼	-24.1%	-7
	Civil Violation	CV	17	▲	+54.5%	+6
	<b>Total</b>			<b>278</b>	▼	<b>-1.4%</b>
<b>Traffic</b>	Infraction	I	3,506	▲	+34.0%	+890
	Misdemeanor	M	573	▲	+28.2%	+126
	Capias	CA	9	▲	+50.0%	+3
	Felony	F	9	▲	+28.6%	+2
	Show Cause	SC	4	▼	-20.0%	-1
	Restricted Operators License	RL	2	▲	-	+2
	Other	O	1	▲	-	+1
	<b>Total</b>			<b>4,104</b>	▲	<b>33.2%</b>
<b>Civil</b>	Warrant in Debt	WD	59	▲	+5.4%	+3
	Admin License	AL	42	▼	-10.6%	-5
	Impoundment	IM	35	▼	-23.9%	-11
	Garnishment	GA	32	▼	-25.6%	-11
	Unlawful Detainer	UD	12	▼	-25.0%	-4
	Other	OT	10	▼	-9.1%	-1
	Protective Order	PO	10	▲	+233.3%	+7
	Preliminary Protective Order	PP	9	▲	+125.0%	+5
	Counter Claim	CC	2	▲	+100.0%	+1
	Interrogatory	IN	1	▲	-	+1
	Abstract	AJ	0	▼	-100.0%	-1
	Bond Forfeiture	BF	0	▼	-100.0%	-2
	Motion for Judgment	MJ	0	▼	-100.0%	-1
	Petition-Restore Arms	PR	0	▼	-100.0%	-1
	<b>Total</b>			<b>212</b>	▼	<b>-8.6%</b>
<b>Civil Commitments</b>	Temporary Detention Order	TD	4	▲	+33.3%	+1
	Emergency Custody Order	EC	2	▼	-33.3%	-1
	Mental Commitment	MC	1	↔	-	-
<b>Total</b>			<b>7</b>		<b>0.0%</b>	<b>0</b>
<b>GRAND TOTAL</b>			<b>4,601</b>	▲	27.7%	+999

Filings by Major Case Category\*\*



Category	Summary	Change	% Change	Absolute Change
Felony	89	▲	+29.0%	+20
Garnishment	33	▲	-23.3%	-10
General Civil	61	▼	-	0
Infraction/Civil Violation	3,524	▲	+34.1%	+897
Landlord /Tenant	12	▼	-25.0%	-4
Misdemeanor	698	▲	+14.2%	+87
Other	165	▼	-1.8%	-3
Protective Orders	19	▲	+171.4%	+12
<b>GRAND TOTAL</b>	<b>4,601</b>	▲	27.7%	+999

\* Compared to same time period as previous year

\*\* Case Type Categories are defined in the 2017 Virginia Judicial Workload Assessment

\* Compared to same time period as previous year

\*\* Case Type Categories are defined in the 2017 Virginia Judicial Workload Assessment  
Source: SCV-SQL-Information

2023 Overall GRAND TOTAL		Distribution of Caseload			Change*		Percentage (%) of Caseload		
<b>10,538</b>	+629	<b>Criminal</b>	1,682	16%	13.7% ▲	+203	<b>Criminal</b>	2022	2023
		<b>Traffic</b>	5,666	54%	-0.4% ▼	-24	<b>Traffic</b>	14.9%	16.0%
		<b>Civil</b>	2,914	28%	17.2% ▲	+428	<b>Civil</b>	57.4%	53.8%
		<b>Civil Commitments</b>	276	3%	8.7% ▲	+22	<b>Civil Commitments</b>	25.1%	27.7%
		<b>GRAND TOTAL</b>	<b>10,538</b>	100%	6.3% ▲	+629	<b>GRAND TOTAL</b>	2.6%	2.6%
							<b>GRAND TOTAL</b>	100%	100%

Filings by Division & Code

Division	Case Type Description	Code	Summary	Change	% Change	Absolute Change
<b>Criminal</b>	Misdemeanor	M	964	▲	+9.7%	+85
	Felony	F	482	▲	+17.6%	+72
	Civil Violation	CV	90	▲	+221.4%	+62
	Capias	CA	88	▼	-8.3%	-8
	Show Cause	SC	58	▼	-12.1%	-8
	<b>Total</b>			<b>1,682</b>	<b>▲</b>	<b>13.7%</b>
<b>Traffic</b>	Infraction	I	4,019	▼	-1.6%	-64
	Misdemeanor	M	1,522	▲	+1.9%	+29
	Show Cause	SC	53	▲	+35.9%	+14
	Felony	F	31	▲	+34.8%	+8
	Capias	CA	30	▼	-23.1%	-9
	Civil Violation	CV	11	▼	-15.4%	-2
<b>Total</b>			<b>5,666</b>	<b>▼</b>	<b>-0.4%</b>	<b>-24</b>
<b>Civil</b>	Warrant in Debt	WD	995	▲	+7.1%	+66
	Garnishment	GA	826	▲	+24.4%	+162
	Unlawful Detainer	UD	484	▲	+31.2%	+115
	Other	OT	146	▲	+41.7%	+43
	Detinue	DT	113	▼	-11.0%	-14
	Protective Order	PO	99	▲	+54.7%	+35
	Preliminary Protective Order	PP	97	▲	+56.5%	+35
	Admin License	AL	57	▲	+72.7%	+24
	Bond Forfeiture	BF	51	▼	-7.3%	-4
	Impoundment	IM	11	▲	+83.3%	+5
	Interrogatory	IN	10	▼	-74.4%	-29
	Abstract	AJ	9	▼	-30.8%	-4
	Petition-Restore Arms	PR	4	▲	+300.0%	+3
	Tenants Assertion	TA	4	▼	-20.0%	-1
	Overweight	OC	3	↔		-
	Counter Claim	CC	1	▼	-66.7%	-2
	Distress Seizure	DS	1	▲	-	+1
	Petition to Require Blood Test	BT	1	▲	-	+1
	Show Cause	SC	1	▼	-75.0%	-3
	Third Party Claim	TH	1	▲	-	+1
Motion for Judgment	MJ	0	▼	-100.0%	-6	
<b>Total</b>			<b>2,914</b>	<b>▲</b>	<b>17.2%</b>	<b>+428</b>
<b>Civil Commitments</b>	Temporary Detention Order	TD	141	▲	+13.7%	+17
	Emergency Custody Order	EC	89	▲	+25.4%	+18
	Mental Commitment	MC	46	▼	-20.7%	-12
	Medical Emergency Temporary Detention Order	MT	0	▼	-100.0%	-1
<b>Total</b>			<b>276</b>	<b>▲</b>	<b>8.7%</b>	<b>+22</b>
<b>GRAND TOTAL</b>			<b>10,538</b>	<b>▲</b>	<b>6.3%</b>	<b>+629</b>

Filings by Major Case Category\*\*

Category	Summary	Change	% Change	Absolute Change
Felony	513	▲	+18.5%	+80
Garnishment	836	▼	+18.9%	+133
General Civil	1,119	▲	+5.2%	+55
Infraction/Civil Violation	4,123	▲	-0.1%	-4

\* Compared to same time period as previous year



\*\* Case Type Categories are defined in the 2017 Virginia Judicial Workload Assessment

**CPSS - GCMS CASELOAD STATISTICS OF THE GENERAL DISTRICT COURTS**  
 January 2023 thru December 2023 Filings (Compared to January 2022 thru December 2022)

Landlord /Tenant	488	▲	+30.5%	+114
Misdemeanor	2,486	▲	+4.8%	+114
Other	777	▲	+9.4%	+67
Protective Orders	196	▲	+55.6%	+70
<b>GRAND TOTAL</b>	<b>10,538</b>	▲	6.3%	+629

\* Compared to same time period as previous year

\*\* Case Type Categories are defined in the 2017 Virginia Judicial Workload Assessment  
 Source: SCV-SQL-Information

2023 Overall GRAND TOTAL		Distribution of Caseload			Change*		Percentage (%) of Caseload		
<b>5,694</b>	+711	<b>Criminal</b>	979	17%	2.5% ▲	+24	<b>Criminal</b>	2022	2023
		<b>Traffic</b>	3,234	57%	26.6% ▲	+680	<b>Traffic</b>	19.2%	17.2%
		<b>Civil</b>	1,221	21%	4.4% ▲	+52	<b>Civil</b>	51.3%	56.8%
		<b>Civil Commitments</b>	260	5%	-14.8% ▼	-45	<b>Civil Commitments</b>	23.5%	21.4%
		<b>GRAND TOTAL</b>	<b>5,694</b>	100%	14.3% ▲	+711	<b>GRAND TOTAL</b>	6.1%	4.6%
							<b>GRAND TOTAL</b>	100%	100%

Filings by Division & Code

Division	Case Type Description	Code	Summary	Change	% Change	Absolute Change
<b>Criminal</b>	Misdemeanor	M	534	▼	-4.6%	-26
	Felony	F	344	▲	+18.6%	+54
	Capias	CA	51	▼	-5.6%	-3
	Show Cause	SC	41	▼	-4.7%	-2
	Civil Violation	CV	9	▲	+12.5%	+1
	<b>Total</b>			<b>979</b>	<b>▲</b>	<b>2.5%</b>
<b>Traffic</b>	Infraction	I	2,375	▲	+28.5%	+527
	Misdemeanor	M	759	▲	+18.0%	+116
	Show Cause	SC	49	▲	+75.0%	+21
	Capias	CA	24	▲	+71.4%	+10
	Felony	F	15	▲	+36.4%	+4
	Civil Violation	CV	12	▲	+20.0%	+2
	<b>Total</b>			<b>3,234</b>	<b>▲</b>	<b>26.6%</b>
<b>Civil</b>	Garnishment	GA	410	▼	-14.9%	-72
	Unlawful Detainer	UD	401	▲	+79.8%	+178
	Warrant in Debt	WD	248	▼	-6.1%	-16
	Other	OT	40	▲	-28.6%	-16
	Admin License	AL	31	▼	-3.1%	-1
	Bond Forfeiture	BF	26	▼	-3.7%	-1
	Preliminary Protective Order	PP	16	▼	-44.8%	-13
	Protective Order	PO	16	▼	-44.8%	-13
	Impoundment	IM	11	▲	+83.3%	+5
	Interrogatory	IN	7	▲	+75.0%	+3
	Detinue	DT	5	↔		-
	Abstract	AJ	4	▼	-42.9%	-3
	Show Cause	SC	4	▲	+100.0%	+2
	Tenants Assertion	TA	2	▲	-	+2
	Counter Claim	CC	0	▼	-100.0%	-1
	Emergency Substantial Risk Order	SR	0	▼	-100.0%	-1
Motion for Judgment	MJ	0	▼	-100.0%	-1	
<b>Total</b>			<b>1,221</b>	<b>▲</b>	<b>4.4%</b>	<b>+52</b>
<b>Civil Commitments</b>	Emergency Custody Order	EC	126	▼	-9.4%	-13
	Temporary Detention Order	TD	77	▼	-9.4%	-8
	Mental Commitment	MC	57	▼	-28.8%	-23
	Petition	PT	0	▼	-100.0%	-1
	<b>Total</b>			<b>260</b>	<b>▼</b>	<b>-14.8%</b>
<b>GRAND TOTAL</b>			<b>5,694</b>	<b>▲</b>	<b>14.3%</b>	<b>+711</b>

Filings by Major Case Category\*\*

Category	Summary	Change	% Change	Absolute Change
Felony	359	▲	+19.3%	+58
Garnishment	417	▲	-14.2%	-69
General Civil	256	▲	-5.5%	-15
Infraction/Civil Violation	2,396	▲	+28.4%	+530
Involuntary Civil Commitments	0	▼	-100.0%	-1
Landlord /Tenant	403	▲	+80.7%	+180
Misdemeanor	1,293	▲	+7.5%	+90

\* Compared to same time period as previous year

\*\* Case Type Categories are defined in the 2017 Virginia Judicial Workload Assessment



**CPSS - GCMS CASELOAD STATISTICS OF THE GENERAL DISTRICT COURTS**  
 January 2023 thru December 2023 Filings (Compared to January 2022 thru December 2022)



**Martinsville**

District: 21 FIPS: 690

New to Workload Study	0	▼	-100.0%	-1
Other	538	▲	-6.1%	-35
Protective Orders	32	▼	-44.8%	-26
<b>GRAND TOTAL</b>	<b>5,694</b>	▲	14.3%	+711

\* Compared to same time period as previous year

\*\* Case Type Categories are defined in the 2017 Virginia Judicial Workload Assessment  
 Source: SCV-SQL-Information

2023 Overall GRAND TOTAL		Distribution of Caseload			Change*		Percentage (%) of Caseload		
<b>2,933</b>	+299	<b>Criminal</b>	451	15%	8.9% ▲	+37	<b>Criminal</b>	2022	2023
		<b>Traffic</b>	1,976	67%	16.2% ▲	+276	<b>Traffic</b>	15.7%	15.4%
		<b>Civil</b>	458	16%	1.1% ▲	+5	<b>Civil</b>	64.5%	67.4%
		<b>Civil Commitments</b>	48	2%	-28.4% ▼	-19	<b>Civil Commitments</b>	17.2%	15.6%
		<b>GRAND TOTAL</b>	<b>2,933</b>	100%	11.4% ▲	+299	<b>GRAND TOTAL</b>	2.5%	1.6%
							<b>GRAND TOTAL</b>	100%	100%

**Filings by Division & Code**

Division	Case Type Description	Code	Summary	Change	% Change	Absolute Change
<b>Criminal</b>	Misdemeanor	M	254	▼	-8.3%	-23
	Felony	F	119	▲	+41.7%	+35
	Capias	CA	33	▲	+32.0%	+8
	Show Cause	SC	30	▲	+42.9%	+9
	Civil Violation	CV	15	▲	+114.3%	+8
	<b>Total</b>			<b>451</b>	<b>▲</b>	<b>8.9%</b>
<b>Traffic</b>	Infraction	I	1,512	▲	+16.0%	+208
	Misdemeanor	M	450	▲	+17.2%	+66
	Felony	F	7	▲	+40.0%	+2
	Capias	CA	5	▲	+150.0%	+3
	Show Cause	SC	2	▼	-60.0%	-3
	<b>Total</b>			<b>1,976</b>	<b>▲</b>	<b>16.2%</b>
<b>Civil</b>	Warrant in Debt	WD	190	▲	+11.1%	+19
	Garnishment	GA	111	▼	-4.3%	-5
	Unlawful Detainer	UD	56	▲	+51.4%	+19
	Other	OT	22	▼	-18.5%	-5
	Preliminary Protective Order	PP	20	▼	-35.5%	-11
	Bond Forfeiture	BF	16	▲	+6.7%	+1
	Overweight	OC	16	▲	-	+16
	Protective Order	PO	15	▼	-11.8%	-2
	Admin License	AL	7	▼	-22.2%	-2
	Detinue	DT	2	▲	-	+2
	Capias	CA	1	↔	-	-
	Interrogatory	IN	1	▼	-85.7%	-6
	Motion for Judgment	MJ	1	↔	-	-
	Abstract	AJ	0	▼	-100.0%	-2
	Impoundment	IM	0	▼	-100.0%	-2
	Restricted Operators License	RL	0	▼	-100.0%	-1
	Show Cause	SC	0	▼	-100.0%	-16
<b>Total</b>			<b>458</b>	<b>▲</b>	<b>1.1%</b>	<b>+5</b>
<b>Civil Commitments</b>	Temporary Detention Order	TD	35	▼	-22.2%	-10
	Emergency Custody Order	EC	13	▼	-40.9%	-9
	<b>Total</b>		<b>48</b>	<b>▼</b>	<b>-28.4%</b>	<b>-19</b>
<b>GRAND TOTAL</b>			<b>2,933</b>	<b>▲</b>	<b>11.4%</b>	<b>+299</b>

**Filings by Major Case Category\*\***

Category	Summary	Change	% Change	Absolute Change
Felony	126	▲	+41.6%	+37
Garnishment	112	▼	-8.9%	-11
General Civil	193	▲	+10.9%	+19
Infraction/Civil Violation	1,543	▲	+17.7%	+232
Landlord /Tenant	56	▲	+51.4%	+19
Misdemeanor	704	▼	+6.3%	+42
Other	164	▼	-13.7%	-26
Protective Orders	35	▼	-27.1%	-13
<b>GRAND TOTAL</b>	<b>2,933</b>	<b>▲</b>	<b>11.4%</b>	<b>+299</b>

\* Compared to same time period as previous year

\*\* Case Type Categories are defined in the 2017 Virginia Judicial Workload Assessment

Source: SCV-SQL-Information

\* Compared to same time period as previous year

\*\* Case Type Categories are defined in the 2017 Virginia Judicial Workload Assessment  
Source: SCV-SQL-Information

2023 Overall GRAND TOTAL		Distribution of Caseload			Change*		Percentage (%) of Caseload		
<b>15,166</b>	+2,037	<b>Criminal</b>	3,867	25%	2.0% ▲	+75	<b>Criminal</b>	2022	2023
		<b>Traffic</b>	5,167	34%	38.3% ▲	+1,432	<b>Traffic</b>	28.9%	25.5%
2023		<b>Civil</b>	5,039	33%	10.1% ▲	+463	<b>Civil</b>	28.4%	34.1%
2022		<b>Civil Commitments</b>	1,093	7%	6.5% ▲	+67	<b>Civil Commitments</b>	34.9%	33.2%
		<b>GRAND TOTAL</b>	<b>15,166</b>	100%	15.5% ▲	+2,037	<b>GRAND TOTAL</b>	7.8%	7.2%
							<b>GRAND TOTAL</b>	100%	100%

**Filings by Division & Code**

Division	Case Type Description	Code	Summary	Change	% Change	Absolute Change
<b>Criminal</b>	Misdemeanor	M	2,414	▲	+2.0%	+48
	Felony	F	864	↔		-
	Capias	CA	393	▼	-6.9%	-29
	Show Cause	SC	106	▲	+35.9%	+28
	Civil Violation	CV	75	▲	+87.5%	+35
	Restricted Operators License	RL	14	▲	+100.0%	+7
	Motion	MO	1	▼	-93.3%	-14
	<b>Total</b>			<b>3,867</b>	▲	<b>2.0%</b>
<b>Traffic</b>	Infraction	I	3,687	▲	+44.6%	+1,138
	Misdemeanor	M	1,368	▲	+22.9%	+255
	Capias	CA	69	▲	+109.1%	+36
	Felony	F	29	↔		-
	Restricted Operators License	RL	9	▲	+80.0%	+4
	Show Cause	SC	5	▲	+66.7%	+2
	Civil Violation	CV	0	▼	-100.0%	-2
	Motion	MO	0	▼	-100.0%	-1
<b>Total</b>			<b>5,167</b>	▲	<b>38.3%</b>	<b>+1,432</b>
<b>Civil</b>	Warrant in Debt	WD	1,332	▲	+4.7%	+60
	Unlawful Detainer	UD	1,320	▲	+15.3%	+175
	Garnishment	GA	1,062	▲	+11.1%	+106
	Detinue	DT	639	▲	+21.9%	+115
	Other	OT	327	▲	+18.1%	+50
	Protective Order	PO	106	▲	+12.8%	+12
	Preliminary Protective Order	PP	96	▲	+3.2%	+3
	Admin License	AL	52	▼	-8.8%	-5
	Bond Forfeiture	BF	44	▼	-55.1%	-54
	Abstract	AJ	15	▼	-44.4%	-12
	Tenants Assertion	TA	12	▲	+100.0%	+6
	Impoundment	IM	10	▲	+25.0%	+2
	Interrogatory	IN	7	▲	+133.3%	+4
	Petition-Restore Arms	PR	6	▼	-14.3%	-1
	Motion for Judgment	MJ	4	▲	+33.3%	+1
	Show Cause	SC	4	▲	+33.3%	+1
	Counter Claim	CC	2	▼	-33.3%	-1
Mechanic's Lien	ML	1	▲	-	+1	
<b>Total</b>			<b>5,039</b>	▲	<b>10.1%</b>	<b>+463</b>
<b>Civil Commitments</b>	Mental Commitment	MC	511	▲	+5.6%	+27
	Temporary Detention Order	TD	231	▼	-1.7%	-4
	Other	OT	194	▲	+35.7%	+51
	Emergency Custody Order	EC	143	▼	-6.5%	-10
	Petition	PT	9	▼	-18.2%	-2
	Medical Emergency Temporary Detention Order	MT	4	▲	-	+4
	Medical Emergency Custody Order	ME	1	▲	-	+1
<b>Total</b>			<b>1,093</b>	▲	<b>6.5%</b>	<b>+67</b>
<b>GRAND TOTAL</b>			<b>15,166</b>	▲	15.5%	+2,037

\* Compared to same time period as previous year



\*\* Case Type Categories are defined in the 2017 Virginia Judicial Workload Assessment

**Filings by Major Case Category\*\***

Category	Summary	Change	% Change	Absolute Change
Felony	893	↔		0
Garnishment	1,069	▲	+11.5%	+110
General Civil	2,005	▲	+10.6%	+192
Infraction/Civil Violation	3,762	▲	+45.2%	+1,171
Involuntary Civil Commitments	203	▲	+31.8%	+49
Landlord /Tenant	1,332	▲	+15.7%	+181
Misdemeanor	3,805	▲	+9.0%	+314
Other	1,895	▲	+0.3%	+5
Protective Orders	202	▲	+8.0%	+15
<b>GRAND TOTAL</b>	<b>15,166</b>	▲	15.5%	+2,037

\* Compared to same time period as previous year

\*\* Case Type Categories are defined in the 2017 Virginia Judicial Workload Assessment  
 Source: SCV-SQL-Information

2023 Overall GRAND TOTAL		Distribution of Caseload			Change*		Percentage (%) of Caseload		
<b>11,008</b>	+1,137	<b>Criminal</b>	1,955	18%	10.8% ▲	+191	<b>Criminal</b>	2022	2023
		<b>Traffic</b>	6,540	59%	13.6% ▲	+783	<b>Traffic</b>	17.9%	17.8%
		<b>Civil</b>	2,297	21%	5.3% ▲	+115	<b>Civil</b>	58.3%	59.4%
		<b>Civil Commitments</b>	216	2%	28.6% ▲	+48	<b>Civil Commitments</b>	22.1%	20.9%
		<b>GRAND TOTAL</b>	<b>11,008</b>	100%	11.5% ▲	+1,137	<b>GRAND TOTAL</b>	1.7%	2.0%
							<b>GRAND TOTAL</b>	100%	100%

**Filings by Division & Code**

Division	Case Type Description	Code	Summary	Change	% Change	Absolute Change
<b>Criminal</b>	Misdemeanor	M	1,210	▼	-2.2%	-27
	Felony	F	476	▲	+61.4%	+181
	Capias	CA	139	▲	+17.8%	+21
	Show Cause	SC	73	▼	-1.4%	-1
	Civil Violation	CV	57	▲	+42.5%	+17
	<b>Total</b>			<b>1,955</b>	<b>▲</b>	<b>10.8%</b>
<b>Traffic</b>	Infraction	I	5,521	▲	+20.0%	+921
	Misdemeanor	M	950	▼	-8.6%	-89
	Capias	CA	31	▼	-59.2%	-45
	Felony	F	31	▼	-16.2%	-6
	Civil Violation	CV	7	▲	+600.0%	+6
	Show Cause	SC	0	▼	-100.0%	-4
<b>Total</b>			<b>6,540</b>	<b>▲</b>	<b>13.6%</b>	<b>+783</b>
<b>Civil</b>	Warrant in Debt	WD	904	▲	+19.6%	+148
	Garnishment	GA	685	▲	+1.0%	+7
	Unlawful Detainer	UD	291	▲	+16.9%	+42
	Other	OT	113	▼	-21.0%	-30
	Admin License	AL	65	▲	+3.2%	+2
	Detinue	DT	64	▼	-9.9%	-7
	Interrogatory	IN	46	▼	-33.3%	-23
	Preliminary Protective Order	PP	42	▼	-8.7%	-4
	Bond Forfeiture	BF	22	▼	-24.1%	-7
	Impoundment	IM	18	▼	-43.8%	-14
	Protective Order	PO	13	▼	-7.1%	-1
	Show Cause	SC	13	▼	-45.8%	-11
	Tenants Assertion	TA	8	▲	+700.0%	+7
	Abstract	AJ	5	▲	+66.7%	+2
	Counter Claim	CC	4	▲	+300.0%	+3
	Petition-Restore Arms	PR	2	▲	-	+2
	Overweight	OC	1	▼	-50.0%	-1
	Third Party Claim	TH	1	▲	-	+1
Motion for Judgment	MJ	0	▼	-100.0%	-1	
<b>Total</b>			<b>2,297</b>	<b>▲</b>	<b>5.3%</b>	<b>+115</b>
<b>Civil Commitments</b>	Temporary Detention Order	TD	109	▲	+21.1%	+19
	Emergency Custody Order	EC	92	▲	+37.3%	+25
	Mental Commitment	MC	14	▲	+27.3%	+3
	Petition	PT	1	▲	-	+1
<b>Total</b>			<b>216</b>	<b>▲</b>	<b>28.6%</b>	<b>+48</b>
<b>GRAND TOTAL</b>			<b>11,008</b>	<b>▲</b>	<b>11.5%</b>	<b>+1,137</b>

**Filings by Major Case Category\*\***

Category	Summary	Change	% Change	Absolute Change
Felony	507	▲	+52.7%	+175
Garnishment	731	▼	-2.1%	-16
General Civil	976	▲	+16.3%	+137
Infraction/Civil Violation	5,586	▲	+20.3%	+943
Involuntary Civil Commitments	1	▲	-	+1
Landlord /Tenant	299	▲	+19.6%	+49

\* Compared to same time period as previous year



\*\* Case Type Categories are defined in the 2017 Virginia Judicial Workload Assessment

**CPSS - GCMS CASELOAD STATISTICS OF THE GENERAL DISTRICT COURTS**  
 January 2023 thru December 2023 Filings (Compared to January 2022 thru December 2022)

Misdemeanor	2,160	▼	-5.1%	-116
Other	693	▲	-4.3%	-31
Protective Orders	55	▼	-8.3%	-5
<b>GRAND TOTAL</b>	<b>11,008</b>	▲	11.5%	+1,137

\* Compared to same time period as previous year

\*\* Case Type Categories are defined in the 2017 Virginia Judicial Workload Assessment  
 Source: SCV-SQL-Information

2023 Overall GRAND TOTAL		Distribution of Caseload			Change*		Percentage (%) of Caseload			
<b>10,356</b>	+1,876	<b>Criminal</b>	905	9%	-6.4%	▼	-62	<b>Criminal</b>	2022: 11.4%	2023: 8.7%
		<b>Traffic</b>	6,628	64%	34.9%	▲	+1,713	<b>Traffic</b>	58.0%	64.0%
2023 		<b>Civil</b>	2,646	26%	10.0%	▲	+241	<b>Civil</b>	28.4%	25.6%
2022 		<b>Civil Commitments</b>	177	2%	-8.3%	▼	-16	<b>Civil Commitments</b>	2.3%	1.7%
		<b>GRAND TOTAL</b>	<b>10,356</b>	100%	22.1%	▲	+1,876	<b>GRAND TOTAL</b>	100%	100%

Filings by Division & Code

Division	Case Type Description	Code	Summary	Change	% Change	Absolute Change
<b>Criminal</b>	Misdemeanor	M	599	▼	-7.4%	-48
	Felony	F	178	▼	-6.8%	-13
	Capias	CA	62	▼	-3.1%	-2
	Civil Violation	CV	40	▲	+42.9%	+12
	Show Cause	SC	26	▼	-29.7%	-11
	Total			<b>905</b>	▼	<b>-6.4%</b>
<b>Traffic</b>	Infraction	I	5,659	▲	+38.8%	+1,582
	Misdemeanor	M	932	▲	+15.5%	+125
	Capias	CA	23	▲	+27.8%	+5
	Felony	F	11	▲	+10.0%	+1
	Show Cause	SC	3	↔		-
	Total			<b>6,628</b>	▲	<b>34.9%</b>
<b>Civil</b>	Warrant in Debt	WD	1,284	▲	+15.2%	+169
	Garnishment	GA	754	▲	+11.5%	+78
	Unlawful Detainer	UD	325	▲	+5.2%	+16
	Other	OT	107	▲	-21.9%	-30
	Abstract	AJ	35	▲	+66.7%	+14
	Preliminary Protective Order	PP	31	▼	-43.6%	-24
	Admin License	AL	24	▲	+71.4%	+10
	Interrogatory	IN	20	▲	+81.8%	+9
	Protective Order	PO	15	▼	-21.1%	-4
	Detinue	DT	14	▼	-6.7%	-1
	Bond Forfeiture	BF	10	↔		-
	Petition-Restore Arms	PR	6	▲	+100.0%	+3
	Show Cause	SC	5	▲	+66.7%	+2
	Impoundment	IM	4	▼	-50.0%	-4
	Tenants Assertion	TA	4	↔		-
	Counter Claim	CC	3	▲	+200.0%	+2
	Motion for Judgment	MJ	3	▲	+200.0%	+2
	Overweight	OC	2	▼	-33.3%	-1
Total			<b>2,646</b>	▲	<b>10.0%</b>	<b>+241</b>
<b>Civil Commitments</b>	Temporary Detention Order	TD	96	▼	-15.8%	-18
	Emergency Custody Order	EC	77	▲	+5.5%	+4
	Mental Commitment	MC	2	▼	-33.3%	-1
	Medical Emergency Temporary Detention Order	MT	1	▲	-	+1
	Other	OT	1	▲	-	+1
	Petition	PT	0	▼	-100.0%	-3
	Total			<b>177</b>	▼	<b>-8.3%</b>
<b>GRAND TOTAL</b>			<b>10,356</b>	▲	22.1%	+1,876

Filings by Major Case Category\*\*

Category	Summary	Change	% Change	Absolute Change
Felony	189	▲	-6.0%	-12
Garnishment	774	▲	+12.7%	+87
General Civil	1,312	▲	+15.3%	+174
Infraction/Civil Violation	5,701	▲	+38.8%	+1,593
Involuntary Civil Commitments	1	▲	-66.7%	-2
Landlord /Tenant	329	▲	+5.1%	+16

\* Compared to same time period as previous year

\*\* Case Type Categories are defined in the 2017 Virginia Judicial Workload Assessment



**CPSS - GCMS CASELOAD STATISTICS OF THE GENERAL DISTRICT COURTS**  
 January 2023 thru December 2023 Filings (Compared to January 2022 thru December 2022)

Misdemeanor	1,531	▲	+5.3%	+77
Other	473	▲	-5.8%	-29
Protective Orders	46	▼	-37.8%	-28
<b>GRAND TOTAL</b>	<b>10,356</b>	▲	22.1%	+1,876

\* Compared to same time period as previous year

\*\* Case Type Categories are defined in the 2017 Virginia Judicial Workload Assessment  
 Source: SCV-SQL-Information

2023 Overall GRAND TOTAL		Distribution of Caseload			Change*		Percentage (%) of Caseload		
<b>31,631</b>	+5,050	<b>Criminal</b>	4,744	15%	2.8% ▲	+130	<b>Criminal</b>	2022 17.4%	2023 15.0%
		<b>Traffic</b>	15,194	48%	44.9% ▲	+4,710	<b>Traffic</b>	39.4%	48.0%
2023		<b>Civil</b>	10,251	32%	-0.9% ▼	-95	<b>Civil</b>	38.9%	32.4%
2022		<b>Civil Commitments</b>	1,442	5%	26.8% ▲	+305	<b>Civil Commitments</b>	4.3%	4.6%
		<b>GRAND TOTAL</b>	<b>31,631</b>	100%	19.0% ▲	+5,050	<b>GRAND TOTAL</b>	100%	100%

**Filings by Division & Code**

Division	Case Type Description	Code	Summary	Change	% Change	Absolute Change
<b>Criminal</b>	Misdemeanor	M	3,241	▲	+3.9%	+121
	Felony	F	1,243	▲	+0.4%	+5
	Capias	CA	106	▼	-19.1%	-25
	Show Cause	SC	106	▲	+27.7%	+23
	Civil Violation	CV	40	▲	+17.6%	+6
	Motion	MO	7	▲	+16.7%	+1
	Restricted Operators License	RL	1	▼	-50.0%	-1
	<b>Total</b>			<b>4,744</b>	<b>▲</b>	<b>2.8%</b>
<b>Traffic</b>	Infraction	I	11,412	▲	+49.1%	+3,757
	Misdemeanor	M	3,485	▲	+39.5%	+986
	Felony	F	125	▼	-0.8%	-1
	Show Cause	SC	76	▼	-13.6%	-12
	Civil Violation	CV	38	▲	+11.8%	+4
	Restricted Operators License	RL	28	▼	-9.7%	-3
	Capias	CA	16	▼	-48.4%	-15
	Motion	MO	12	▼	-33.3%	-6
	Other	O	2	↔		-
<b>Total</b>			<b>15,194</b>	<b>▲</b>	<b>44.9%</b>	<b>+4,710</b>
<b>Civil</b>	Warrant in Debt	WD	2,977	▲	+19.7%	+489
	Garnishment	GA	2,528	▼	-23.1%	-759
	Unlawful Detainer	UD	2,496	▲	+21.5%	+442
	Other	OT	577	▼	-5.3%	-32
	Detinue	DT	508	▼	-17.0%	-104
	Preliminary Protective Order	PP	320	▲	+7.4%	+22
	Protective Order	PO	240	▲	+110.5%	+126
	Interrogatory	IN	142	▼	-45.6%	-119
	Show Cause	SC	131	▼	-50.8%	-135
	Bond Forfeiture	BF	97	▼	-11.8%	-13
	Admin License	AL	79	▼	-12.2%	-11
	Abstract	AJ	56	▲	+7.7%	+4
	Tenants Assertion	TA	44	▲	+29.4%	+10
	Impoundment	IM	21	▲	+10.5%	+2
	Capias	CA	18	▼	-33.3%	-9
	Counter Claim	CC	11	▼	-26.7%	-4
	Motion for Judgment	MJ	4	▲	+100.0%	+2
	Petition-Restore Arms	PR	2	▼	-50.0%	-2
Cross Claim	CR	0	▼	-100.0%	-2	
Third Party Claim	TH	0	▼	-100.0%	-2	
<b>Total</b>			<b>10,251</b>	<b>▼</b>	<b>-0.9%</b>	<b>-95</b>
<b>Civil Commitments</b>	Temporary Detention Order	TD	642	▲	+41.4%	+188
	Mental Commitment	MC	366	▲	+29.3%	+83
	Emergency Custody Order	EC	225	▼	-5.5%	-13
	Medical Emergency Temporary Detention Order	MT	157	▲	+42.7%	+47
	Other	OT	52	↔		-
<b>Total</b>			<b>1,442</b>	<b>▲</b>	<b>26.8%</b>	<b>+305</b>
<b>GRAND TOTAL</b>			<b>31,631</b>	<b>▲</b>	<b>19.0%</b>	<b>+5,050</b>

\* Compared to same time period as previous year

\*\* Case Type Categories are defined in the 2017 Virginia Judicial Workload Assessment

**Filings by Major Case Category\*\***

Category	Summary	Change	% Change	Absolute Change
Felony	1,368	▼	+0.3%	+4
Garnishment	2,670	▼	-24.7%	-878
General Civil	3,525	▲	+12.0%	+379
Infraction/Civil Violation	11,492	▲	+48.8%	+3,767
Involuntary Civil Commitments	52	↔		0
Landlord /Tenant	2,540	▲	+21.6%	+452
Misdemeanor	6,755	▼	+19.5%	+1,103
Other	2,669	▼	+2.9%	+75
Protective Orders	560	▲	+35.9%	+148
<b>GRAND TOTAL</b>	<b>31,631</b>	▲	19.0%	+5,050

\* Compared to same time period as previous year

\*\* Case Type Categories are defined in the 2017 Virginia Judicial Workload Assessment  
 Source: SCV-SQL-Information

2023 Overall GRAND TOTAL		Distribution of Caseload			Change*		Percentage (%) of Caseload			
<b>22,155</b>	-3,467	<b>Criminal</b>	2,567	12%	-0.4%	▼	-10	<b>Criminal</b>	2022: 10.1%	2023: 11.6%
		<b>Traffic</b>	14,847	67%	-20.3%	▼	-3,782	<b>Traffic</b>	72.7%	67.0%
2023		<b>Civil</b>	3,741	17%	8.9%	▲	+307	<b>Civil</b>	13.4%	16.9%
2022		<b>Civil Commitments</b>	1,000	5%	1.8%	▲	+18	<b>Civil Commitments</b>	3.8%	4.5%
		<b>GRAND TOTAL</b>	<b>22,155</b>	100%	-13.5%	▼	-3,467	<b>GRAND TOTAL</b>	100%	100%

Filings by Division & Code

Division	Case Type Description	Code	Summary	Change	% Change	Absolute Change
<b>Criminal</b>	Misdemeanor	M	1,697	▲	+0.5%	+9
	Felony	F	613	▼	-8.1%	-54
	Capias	CA	153	▲	+75.9%	+66
	Show Cause	SC	74	▼	-26.7%	-27
	Civil Violation	CV	30	▼	-11.8%	-4
	<b>Total</b>			<b>2,567</b>	▼	<b>-0.4%</b>
<b>Traffic</b>	Infraction	I	11,341	▼	-22.7%	-3,339
	Misdemeanor	M	3,191	▼	-10.7%	-383
	Show Cause	SC	119	▼	-20.1%	-30
	Capias	CA	97	▼	-10.2%	-11
	Civil Violation	CV	44	▲	+7.3%	+3
	Felony	F	42	▼	-30.0%	-18
	Restricted Operators License	RL	13	▼	-23.5%	-4
	<b>Total</b>			<b>14,847</b>	▼	<b>-20.3%</b>
<b>Civil</b>	Warrant in Debt	WD	1,461	▲	+17.3%	+215
	Garnishment	GA	839	▲	+3.5%	+28
	Unlawful Detainer	UD	714	▲	+47.2%	+229
	Admin License	AL	137	▲	+6.2%	+8
	Other	OT	134	▼	-22.1%	-38
	Bond Forfeiture	BF	79	▼	-4.8%	-4
	Preliminary Protective Order	PP	71	▼	-28.3%	-28
	Interrogatory	IN	69	▼	-50.7%	-71
	Protective Order	PO	64	▼	-24.7%	-21
	Show Cause	SC	53	▼	-45.4%	-44
	Impoundment	IM	47	▲	+62.1%	+18
	Abstract	AJ	29	▲	+61.1%	+11
	Tenants Assertion	TA	17	▲	+70.0%	+7
	Detinue	DT	15	▲	+114.3%	+8
	Counter Claim	CC	3	↔		-
	Motion for Judgment	MJ	3	▲	+200.0%	+2
	Capias	CA	2	▼	-86.7%	-13
	Overweight	OC	2	▲	-	+2
	Petition-Restore Arms	PR	2	▼	-33.3%	-1
	Third Party Claim	TH	0	▼	-100.0%	-1
<b>Total</b>			<b>3,741</b>	▲	<b>8.9%</b>	<b>+307</b>
<b>Civil Commitments</b>	Mental Commitment	MC	618	▼	-1.7%	-11
	Temporary Detention Order	TD	177	▲	+6.6%	+11
	Other	OT	127	▲	+42.7%	+38
	Emergency Custody Order	EC	78	▼	-19.6%	-19
	Medical Emergency Temporary Detention Order	MT	0	▼	-100.0%	-1
<b>Total</b>			<b>1,000</b>	▲	<b>1.8%</b>	<b>+18</b>
<b>GRAND TOTAL</b>			<b>22,155</b>	▼	<b>-13.5%</b>	<b>-3,467</b>

Filings by Major Case Category\*\*

Category	Summary	Change	% Change	Absolute Change
Felony	655	▼	-9.9%	-72
Garnishment	908	▼	-4.5%	-43
General Civil	1,501	▲	+16.9%	+217

\* Compared to same time period as previous year



\*\* Case Type Categories are defined in the 2017 Virginia Judicial Workload Assessment

**CPSS - GCMS CASELOAD STATISTICS OF THE GENERAL DISTRICT COURTS**  
 January 2023 thru December 2023 Filings (Compared to January 2022 thru December 2022)

Infraction/Civil Violation	11,417	▲	-22.6%	-3,338
Involuntary Civil Commitments	127	▲	+42.7%	+38
Landlord /Tenant	731	▲	+47.7%	+236
Misdemeanor	4,901	▼	-7.2%	-378
Other	1,780	▼	-4.2%	-78
Protective Orders	135	▼	-26.6%	-49
<b>GRAND TOTAL</b>	<b>22,155</b>	▼	-13.5%	-3,467

\* Compared to same time period as previous year

\*\* Case Type Categories are defined in the 2017 Virginia Judicial Workload Assessment  
 Source: SCV-SQL-Information

2023 Overall GRAND TOTAL		Distribution of Caseload			Change*		Percentage (%) of Caseload		
<b>7,913</b>	-1,063	<b>Criminal</b>	1,336	17%	-6.3% ▼	-90	<b>Criminal</b>	2022	2023
		<b>Traffic</b>	4,097	52%	-19.9% ▼	-1,021	<b>Traffic</b>	15.9%	16.9%
		<b>Civil</b>	1,676	21%	15.7% ▲	+228	<b>Civil</b>	57.0%	51.8%
		<b>Civil Commitments</b>	804	10%	-18.3% ▼	-180	<b>Civil Commitments</b>	16.1%	21.2%
		<b>GRAND TOTAL</b>	<b>7,913</b>	100%	-11.8% ▼	-1,063	<b>GRAND TOTAL</b>	11.0%	10.2%
							<b>GRAND TOTAL</b>	100%	100%

**Filings by Division & Code**

Division	Case Type Description	Code	Summary	Change	% Change	Absolute Change
<b>Criminal</b>	Misdemeanor	M	856	▼	-5.1%	-46
	Felony	F	308	▼	-6.1%	-20
	Capias	CA	74	▼	-10.8%	-9
	Show Cause	SC	67	▼	-18.3%	-15
	Civil Violation	CV	31	↔		-
	<b>Total</b>			<b>1,336</b>	▼	<b>-6.3%</b>
<b>Traffic</b>	Infraction	I	3,308	▼	-20.6%	-857
	Misdemeanor	M	710	▼	-19.7%	-174
	Show Cause	SC	47	▲	+88.0%	+22
	Felony	F	17	▼	-19.0%	-4
	Capias	CA	12	▼	-29.4%	-5
	Restricted Operators License	RL	3	▲	+50.0%	+1
	Civil Violation	CV	0	▼	-100.0%	-2
	Other	O	0	▼	-100.0%	-2
	<b>Total</b>			<b>4,097</b>	▼	<b>-19.9%</b>
<b>Civil</b>	Warrant in Debt	WD	497	▲	+17.8%	+75
	Unlawful Detainer	UD	472	▲	+71.0%	+196
	Garnishment	GA	330	▼	-4.9%	-17
	Detinue	DT	88	▼	-18.5%	-20
	Other	OT	87	▼	+3.6%	+3
	Admin License	AL	68	▲	+44.7%	+21
	Preliminary Protective Order	PP	27	▲	+3.8%	+1
	Protective Order	PO	25	▲	+19.0%	+4
	Interrogatory	IN	22	▼	-43.6%	-17
	Abstract	AJ	20	▲	+100.0%	+10
	Impoundment	IM	13	↔		-
	Show Cause	SC	13	▼	-59.4%	-19
	Bond Forfeiture	BF	6	▼	-45.5%	-5
	Tenants Assertion	TA	5	▲	+25.0%	+1
	Petition-Restore Arms	PR	2	▼	-33.3%	-1
	Capias	CA	1	▼	-80.0%	-4
<b>Total</b>			<b>1,676</b>	▲	<b>15.7%</b>	<b>+228</b>
<b>Civil Commitments</b>	Mental Commitment	MC	488	▼	-8.6%	-46
	Temporary Detention Order	TD	214	▼	-32.5%	-103
	Emergency Custody Order	EC	51	▼	-21.5%	-14
	Other	OT	27	▼	-20.6%	-7
	Medical Emergency Temporary Detention Order	MT	23	▼	-30.3%	-10
	Medical Emergency Custody Order	ME	1	↔		-
<b>Total</b>			<b>804</b>	▼	<b>-18.3%</b>	<b>-180</b>
<b>GRAND TOTAL</b>			<b>7,913</b>	▼	-11.8%	-1,063

**Filings by Major Case Category\*\***

Category	Summary	Change	% Change	Absolute Change
Felony	325	▼	-6.9%	-24
Garnishment	352	▼	-8.8%	-34
General Civil	595	▼	+9.4%	+51
Infraction/Civil Violation	3,339	▼	-20.5%	-861
Involuntary Civil Commitments	27	▼	-20.6%	-7

\* Compared to same time period as previous year



\*\* Case Type Categories are defined in the 2017 Virginia Judicial Workload Assessment

**CPSS - GCMS CASELOAD STATISTICS OF THE GENERAL DISTRICT COURTS**  
 January 2023 thru December 2023 Filings (Compared to January 2022 thru December 2022)

Landlord /Tenant	477	▲	+70.4%	+197
Misdemeanor	1,569	▲	-12.2%	-219
Other	1,177	▼	-12.7%	-171
Protective Orders	52	▲	+10.6%	+5
<b>GRAND TOTAL</b>	<b>7,913</b>	▼	-11.8%	-1,063

\* Compared to same time period as previous year

\*\* Case Type Categories are defined in the 2017 Virginia Judicial Workload Assessment  
 Source: SCV-SQL-Information

2023 Overall GRAND TOTAL		Distribution of Caseload			Change*		Percentage (%) of Caseload		
<b>7,615</b>	+596	<b>Criminal</b>	1,146	15%	-10.5% ▼	-135	<b>Criminal</b>	2022 18.3%	2023 15.0%
		<b>Traffic</b>	4,628	61%	15.2% ▲	+612	<b>Traffic</b>	57.2%	60.8%
2023 		<b>Civil</b>	1,726	23%	6.2% ▲	+100	<b>Civil</b>	23.2%	22.7%
2022 		<b>Civil Commitments</b>	115	2%	19.8% ▲	+19	<b>Civil Commitments</b>	1.4%	1.5%
		<b>GRAND TOTAL</b>	<b>7,615</b>	100%	8.5% ▲	+596	<b>GRAND TOTAL</b>	100%	100%

**Filings by Division & Code**

Division	Case Type Description	Code	Summary	Change	% Change	Absolute Change
<b>Criminal</b>	Misdemeanor	M	595	▼	-15.2%	-107
	Felony	F	308	▼	-6.4%	-21
	Show Cause	SC	118	▲	+0.9%	+1
	Capias	CA	103	▼	-8.0%	-9
	Motion	MO	13	▲	+18.2%	+2
	Civil Violation	CV	9	▲	+800.0%	+8
	Restricted Operators License	RL	0	▼	-100.0%	-9
	<b>Total</b>			<b>1,146</b>	▼	<b>-10.5%</b>
<b>Traffic</b>	Infraction	I	3,882	▲	+20.1%	+650
	Misdemeanor	M	642	▼	-5.6%	-38
	Show Cause	SC	47	▲	+27.0%	+10
	Capias	CA	25	▼	-21.9%	-7
	Civil Violation	CV	14	▲	+55.6%	+5
	Felony	F	9	▼	-25.0%	-3
	Motion	MO	8	▼	-27.3%	-3
	Restricted Operators License	RL	1	▼	-66.7%	-2
<b>Total</b>			<b>4,628</b>	▲	<b>15.2%</b>	<b>+612</b>
<b>Civil</b>	Warrant in Debt	WD	539	▲	+2.7%	+14
	Garnishment	GA	481	▲	+19.7%	+79
	Unlawful Detainer	UD	306	▲	+18.1%	+47
	Other	OT	90	▲	+26.8%	+19
	Preliminary Protective Order	PP	59	▼	-3.3%	-2
	Admin License	AL	49	▼	-5.8%	-3
	Detinue	DT	46	▼	-24.6%	-15
	Protective Order	PO	44	▼	-12.0%	-6
	Interrogatory	IN	42	▼	-16.0%	-8
	Show Cause	SC	22	▼	-48.8%	-21
	Bond Forfeiture	BF	21	▼	-4.5%	-1
	Abstract	AJ	16	▲	+77.8%	+7
	Impoundment	IM	6	▲	+100.0%	+3
	Capias	CA	2	▼	-86.7%	-13
	Motion for Judgment	MJ	1	▲	-	+1
	Petition-Restore Arms	PR	1	↔	-	-
	Tenants Assertion	TA	1	↔	-	-
Restricted Operators License	RL	0	▼	-100.0%	-1	
<b>Total</b>			<b>1,726</b>	▲	<b>6.2%</b>	<b>+100</b>
<b>Civil Commitments</b>	Temporary Detention Order	TD	97	▲	+38.6%	+27
	Emergency Custody Order	EC	15	▼	-42.3%	-11
	Medical Emergency Temporary Detention Order	MT	1	▲	-	+1
	Mental Commitment	MC	1	▲	-	+1
	Petition	PT	1	▲	-	+1
<b>Total</b>			<b>115</b>	▲	<b>19.8%</b>	<b>+19</b>
<b>GRAND TOTAL</b>			<b>7,615</b>	▲	8.5%	+596

**Filings by Major Case Category\*\***

Category	Summary	Change	% Change	Absolute Change
Felony	317	▼	-7.0%	-24
Garnishment	523	▲	+15.7%	+71

\* Compared to same time period as previous year

\*\* Case Type Categories are defined in the 2017 Virginia Judicial Workload Assessment

Source: SCV-SQL-Information





**CPSS - GCMS CASELOAD STATISTICS OF THE GENERAL DISTRICT COURTS**  
 January 2023 thru December 2023 Filings (Compared to January 2022 thru December 2022)

General Civil	601	▲	+1.5%	+9
Infraction/Civil Violation	3,905	▲	+20.5%	+663
Involuntary Civil Commitments	1	▲	-	+1
Landlord /Tenant	307	▲	+18.1%	+47
Misdemeanor	1,238	▼	-11.3%	-157
Other	620	▲	-1.0%	-6
Protective Orders	103	▼	-7.2%	-8
<b>GRAND TOTAL</b>	<b>7,615</b>	▲	8.5%	+596

\* Compared to same time period as previous year

\*\* Case Type Categories are defined in the 2017 Virginia Judicial Workload Assessment  
 Source: SCV-SQL-Information

2023 Overall GRAND TOTAL		Distribution of Caseload			Change*		Percentage (%) of Caseload		
<b>10,295</b>	+516	<b>Criminal</b>	2,133	21%	-1.9% ▼	-41	<b>Criminal</b>	2022	2023
		<b>Traffic</b>	5,055	49%	7.0% ▲	+332	<b>Traffic</b>	48.3%	49.1%
2023 		<b>Civil</b>	2,958	29%	10.3% ▲	+276	<b>Civil</b>	27.4%	28.7%
2022 		<b>Civil Commitments</b>	149	1%	-25.5% ▼	-51	<b>Civil Commitments</b>	2.0%	1.4%
		<b>GRAND TOTAL</b>	<b>10,295</b>	100%	5.3% ▲	+516	<b>GRAND TOTAL</b>	100%	100%

Filings by Division & Code

Division	Case Type Description	Code	Summary	Change	% Change	Absolute Change
<b>Criminal</b>	Misdemeanor	M	1,137	▼	-9.9%	-125
	Felony	F	533	▲	+32.3%	+130
	Show Cause	SC	214	▲	+8.1%	+16
	Capias	CA	159	▲	+8.9%	+13
	Civil Violation	CV	90	▼	-37.9%	-55
	Motion	MO	0	▼	-100.0%	-14
	Restricted Operators License	RL	0	▼	-100.0%	-6
	<b>Total</b>			<b>2,133</b>	▼	<b>-1.9%</b>
<b>Traffic</b>	Infraction	I	3,753	▲	+4.1%	+148
	Misdemeanor	M	943	▲	+25.4%	+191
	Show Cause	SC	180	▼	-2.2%	-4
	Capias	CA	149	▲	+4.2%	+6
	Felony	F	27	▲	+8.0%	+2
	Civil Violation	CV	2	▼	-66.7%	-4
	Restricted Operators License	RL	1	▼	-83.3%	-5
	Motion	MO	0	▼	-100.0%	-2
<b>Total</b>			<b>5,055</b>	▲	<b>7.0%</b>	<b>+332</b>
<b>Civil</b>	Warrant in Debt	WD	1,314	▲	+28.2%	+289
	Garnishment	GA	670	▲	+4.9%	+31
	Unlawful Detainer	UD	273	▲	+6.6%	+17
	Other	OT	180	▲	+13.9%	+22
	Preliminary Protective Order	PP	115	▲	+1.8%	+2
	Protective Order	PO	83	▼	-19.4%	-20
	Detinue	DT	64	▲	+60.0%	+24
	Interrogatory	IN	62	▼	-48.8%	-59
	Impoundment	IM	53	▼	-1.9%	-1
	Admin License	AL	44	▼	-10.2%	-5
	Show Cause	SC	41	▼	-36.9%	-24
	Abstract	AJ	26	↔		-
	Counter Claim	CC	10	▲	+25.0%	+2
	Capias	CA	8	↔		-
	Tenants Assertion	TA	6	▲	+100.0%	+3
	Petition-Restore Arms	PR	4	▲	+33.3%	+1
	Restricted Operators License	RL	2	▲	-	+2
	Bond Forfeiture	BF	1	▼	-85.7%	-6
	Overweight	OC	1	↔		-
	Third Party Claim	TH	1	▼	-66.7%	-2
<b>Total</b>			<b>2,958</b>	▲	<b>10.3%</b>	<b>+276</b>
<b>Civil Commitments</b>	Temporary Detention Order	TD	82	▼	-25.5%	-28
	Emergency Custody Order	EC	66	▼	-24.1%	-21
	Medical Emergency Temporary Detention Order	MT	1	▲	-	+1
	Medical Emergency Custody Order	ME	0	▼	-100.0%	-1
	Mental Commitment	MC	0	▼	-100.0%	-2
<b>Total</b>			<b>149</b>	▼	<b>-25.5%</b>	<b>-51</b>
<b>GRAND TOTAL</b>			<b>10,295</b>	▲	5.3%	+516

\* Compared to same time period as previous year

\*\* Case Type Categories are defined in the 2017 Virginia Judicial Workload Assessment

**Filings by Major Case Category\*\***

Category	Summary	Change	% Change	Absolute Change
Felony	560	▲	+30.8%	+132
Garnishment	732	▼	-3.7%	-28
General Civil	1,407	▲	+29.9%	+324
Infraction/Civil Violation	3,846	▼	+2.4%	+89
Landlord /Tenant	279	▲	+7.7%	+20
Misdemeanor	2,083	▲	+2.8%	+57
Other	1,190	▲	-4.8%	-60
Protective Orders	198	▼	-8.3%	-18
<b>GRAND TOTAL</b>	<b>10,295</b>	▲	5.3%	+516

\* Compared to same time period as previous year

\*\* Case Type Categories are defined in the 2017 Virginia Judicial Workload Assessment  
 Source: SCV-SQL-Information

2023 Overall GRAND TOTAL		Distribution of Caseload			Change*		Percentage (%) of Caseload		
<b>10,026</b>	+264	<b>Criminal</b>	1,407	14%	-6.3% ▼	-94	<b>Criminal</b>	2022	2023
		<b>Traffic</b>	4,702	47%	-5.0% ▼	-250	<b>Traffic</b>	15.4%	14.0%
2023		<b>Civil</b>	3,821	38%	18.4% ▲	+594	<b>Civil</b>	50.7%	46.9%
2022		<b>Civil Commitments</b>	96	1%	17.1% ▲	+14	<b>Civil Commitments</b>	33.1%	38.1%
		<b>GRAND TOTAL</b>	<b>10,026</b>	100%	2.7% ▲	+264	<b>GRAND TOTAL</b>	0.8%	1.0%
							<b>GRAND TOTAL</b>	100%	100%

**Filings by Division & Code**

Division	Case Type Description	Code	Summary	Change	% Change	Absolute Change
<b>Criminal</b>	Misdemeanor	M	865	▲	+7.5%	+60
	Felony	F	306	▼	-17.5%	-65
	Show Cause	SC	116	▼	-26.6%	-42
	Capias	CA	75	▼	-42.7%	-56
	Restricted Operators License	RL	24	▲	+242.9%	+17
	Civil Violation	CV	20	▲	+25.0%	+4
	Motion	MO	1	▼	-92.3%	-12
	<b>Total</b>			<b>1,407</b>	▼	<b>-6.3%</b>
<b>Traffic</b>	Infraction	I	3,836	▲	+0.1%	+2
	Misdemeanor	M	745	▼	-22.4%	-215
	Show Cause	SC	50	▼	-16.7%	-10
	Capias	CA	37	▼	-47.1%	-33
	Felony	F	21	↔		-
	Civil Violation	CV	6	▲	-	+6
	Restricted Operators License	RL	6	▲	+200.0%	+4
	Motion	MO	1	▼	-80.0%	-4
<b>Total</b>			<b>4,702</b>	▼	<b>-5.0%</b>	<b>-250</b>
<b>Civil</b>	Warrant in Debt	WD	1,990	▲	+36.0%	+527
	Unlawful Detainer	UD	690	▲	+4.5%	+30
	Garnishment	GA	551	▲	+9.5%	+48
	Other	OT	156	▼	+10.6%	+15
	Preliminary Protective Order	PP	114	▲	+56.2%	+41
	Protective Order	PO	68	▲	+28.3%	+15
	Interrogatory	IN	48	▼	-52.0%	-52
	Detinue	DT	45	▼	-25.0%	-15
	Admin License	AL	42	↔		-
	Impoundment	IM	30	▲	+57.9%	+11
	Abstract	AJ	24	▲	+71.4%	+10
	Bond Forfeiture	BF	23	▼	-17.9%	-5
	Show Cause	SC	21	▼	-54.3%	-25
	Tenants Assertion	TA	6	▲	+20.0%	+1
	Petition-Restore Arms	PR	5	▲	+66.7%	+2
	Capias	CA	2	▼	-77.8%	-7
	Counter Claim	CC	2	▼	-50.0%	-2
	Motion for Judgment	MJ	2	▼	-50.0%	-2
	Overweight	OC	1	▲	-	+1
	Third Party Claim	TH	1	▲	-	+1
<b>Total</b>			<b>3,821</b>	▲	<b>18.4%</b>	<b>+594</b>
<b>Civil Commitments</b>	Emergency Custody Order	EC	48	▲	+50.0%	+16
	Temporary Detention Order	TD	48	▲	+4.3%	+2
	Medical Emergency Custody Order	ME	0	▼	-100.0%	-1
	Mental Commitment	MC	0	▼	-100.0%	-1
	Petition	PT	0	▼	-100.0%	-2
<b>Total</b>			<b>96</b>	▲	<b>17.1%</b>	<b>+14</b>
<b>GRAND TOTAL</b>			<b>10,026</b>	▲	2.7%	+264

\* Compared to same time period as previous year



\*\* Case Type Categories are defined in the 2017 Virginia Judicial Workload Assessment

**Filings by Major Case Category\*\***

Category	Summary	Change	% Change	Absolute Change
Felony	327	▼	-16.6%	-65
Garnishment	599	▼	-0.7%	-4
General Civil	2,054	▼	+32.8%	+507
Infraction/Civil Violation	3,863	▲	+0.3%	+13
Involuntary Civil Commitments	0	▼	-100.0%	-2
Landlord /Tenant	696	▲	+4.7%	+31
Misdemeanor	1,640	▲	-7.6%	-134
Other	665	▲	-17.2%	-138
Protective Orders	182	▲	+44.4%	+56
<b>GRAND TOTAL</b>	<b>10,026</b>	▲	2.7%	+264

\* Compared to same time period as previous year

\*\* Case Type Categories are defined in the 2017 Virginia Judicial Workload Assessment  
 Source: SCV-SQL-Information

2023 Overall GRAND TOTAL		Distribution of Caseload			Change*		Percentage (%) of Caseload		
<b>22,347</b>	+5,038	<b>Criminal</b>	5,212	23%	8.0% ▲	+386	<b>Criminal</b>	2022 27.9%	2023 23.3%
		<b>Traffic</b>	8,449	38%	80.0% ▲	+3,755	<b>Traffic</b>	27.1%	37.8%
2023 		<b>Civil</b>	7,626	34%	13.7% ▲	+921	<b>Civil</b>	38.7%	34.1%
2022 		<b>Civil Commitments</b>	1,060	5%	-2.2% ▼	-24	<b>Civil Commitments</b>	6.3%	4.7%
		<b>GRAND TOTAL</b>	<b>22,347</b>	100%	29.1% ▲	+5,038	<b>GRAND TOTAL</b>	100%	100%

Filings by Division & Code

Division	Case Type Description	Code	Summary	Change	% Change	Absolute Change
<b>Criminal</b>	Misdemeanor	M	2,818	▲	+9.5%	+244
	Felony	F	1,385	▲	+21.1%	+241
	Capias	CA	474	▼	-7.4%	-38
	Show Cause	SC	448	▼	-12.0%	-61
	Civil Violation	CV	46	▲	+21.1%	+8
	Motion	MO	41	▼	-8.9%	-4
	Restricted Operators License	RL	0	▼	-100.0%	-4
	<b>Total</b>			<b>5,212</b>	<b>▲</b>	<b>8.0%</b>
<b>Traffic</b>	Infraction	I	6,150	▲	+109.5%	+3,214
	Misdemeanor	M	2,022	▲	+40.2%	+580
	Show Cause	SC	122	▼	-21.8%	-34
	Capias	CA	88	▼	-11.1%	-11
	Felony	F	41	▲	+20.6%	+7
	Restricted Operators License	RL	14	▼	-22.2%	-4
	Civil Violation	CV	6	↔		-
	Motion	MO	3	↔		-
	Other	O	3	▲	-	+3
<b>Total</b>			<b>8,449</b>	<b>▲</b>	<b>80.0%</b>	<b>+3,755</b>
<b>Civil</b>	Warrant in Debt	WD	2,605	▲	+7.6%	+184
	Unlawful Detainer	UD	1,648	▲	+25.9%	+339
	Garnishment	GA	1,304	▲	+19.0%	+208
	Detinue	DT	500	▲	+14.7%	+64
	Other	OT	450	▲	+32.4%	+110
	Preliminary Protective Order	PP	246	▲	+9.8%	+22
	Interrogatory	IN	177	▼	-1.1%	-2
	Protective Order	PO	177	▲	+7.3%	+12
	Impoundment	IM	139	▲	+95.8%	+68
	Bond Forfeiture	BF	106	▼	-20.3%	-27
	Admin License	AL	97	▲	+34.7%	+25
	Show Cause	SC	74	▼	-30.2%	-32
	Abstract	AJ	45	▼	-42.3%	-33
	Capias	CA	15	▼	-44.4%	-12
	Tenants Assertion	TA	15	▲	+15.4%	+2
	Counter Claim	CC	12	▲	+9.1%	+1
	Motion for Judgment	MJ	12	▼	-20.0%	-3
	Petition-Restore Arms	PR	4	▼	-42.9%	-3
	Restricted Operators License	RL	0	▼	-100.0%	-1
	Third Party Claim	TH	0	▼	-100.0%	-1
<b>Total</b>			<b>7,626</b>	<b>▲</b>	<b>13.7%</b>	<b>+921</b>
<b>Civil Commitments</b>	Temporary Detention Order	TD	386	↔		-
	Mental Commitment	MC	376	▼	-5.5%	-22
	Emergency Custody Order	EC	287	▲	+1.1%	+3
	Medical Emergency Temporary Detention Order	MT	7	▼	-12.5%	-1
	Medical Emergency Custody Order	ME	3	↔		-
	Petition	PT	1	▼	-80.0%	-4
<b>Total</b>			<b>1,060</b>	<b>▼</b>	<b>-2.2%</b>	<b>-24</b>
<b>GRAND TOTAL</b>			<b>22,347</b>	<b>▲</b>	<b>29.1%</b>	<b>+5,038</b>

\* Compared to same time period as previous year


\*\* Case Type Categories are defined in the 2017 Virginia Judicial Workload Assessment

**Filings by Major Case Category\*\***

Category	Summary	Change	% Change	Absolute Change
Felony	1,426	▲	+21.1%	+248
Garnishment	1,481	▲	+16.2%	+206
General Civil	3,178	▲	+8.9%	+261
Infraction/Civil Violation	6,205	▲	+108.2%	+3,225
Involuntary Civil Commitments	1	▼	-80.0%	-4
Landlord /Tenant	1,663	▲	+25.8%	+341
Misdemeanor	4,854	▼	+20.2%	+815
Other	3,116	▼	-2.7%	-88
Protective Orders	423	▲	+8.7%	+34
<b>GRAND TOTAL</b>	<b>22,347</b>	▲	29.1%	+5,038

\* Compared to same time period as previous year

\*\* Case Type Categories are defined in the 2017 Virginia Judicial Workload Assessment  
 Source: SCV-SQL-Information

2023 Overall GRAND TOTAL		Distribution of Caseload			Change*		Percentage (%) of Caseload		
<b>4,766</b> +1,642		<b>Criminal</b>	596	13%	16.0% ▲	+82	<b>Criminal</b>	2022	2023
		<b>Traffic</b>	3,551	75%	72.4% ▲	+1,491	<b>Traffic</b>	65.9%	74.5%
2023		<b>Civil</b>	554	12%	11.2% ▲	+56	<b>Civil</b>	15.9%	11.6%
2022		<b>Civil Commitments</b>	65	1%	25.0% ▲	+13	<b>Civil Commitments</b>	1.7%	1.4%
		<b>GRAND TOTAL</b>	<b>4,766</b>	100%	52.6% ▲	+1,642	<b>GRAND TOTAL</b>	100%	100%

Filings by Division & Code

Division	Case Type Description	Code	Summary	Change	% Change	Absolute Change
<b>Criminal</b>	Misdemeanor	M	373	▲	+13.0%	+43
	Felony	F	170	▲	+61.9%	+65
	Show Cause	SC	30	▼	-14.3%	-5
	Capias	CA	14	▼	-53.3%	-16
	Civil Violation	CV	9	▼	-35.7%	-5
	<b>Total</b>			<b>596</b>	<b>▲</b>	<b>16.0%</b>
<b>Traffic</b>	Infraction	I	2,866	▲	+81.5%	+1,287
	Misdemeanor	M	653	▲	+42.9%	+196
	Capias	CA	12	▲	+140.0%	+7
	Show Cause	SC	12	▲	+20.0%	+2
	Felony	F	5	↔	-	-
	Restricted Operators License	RL	2	▼	-50.0%	-2
	Civil Violation	CV	1	▲	-	+1
	<b>Total</b>			<b>3,551</b>	<b>▲</b>	<b>72.4%</b>
<b>Civil</b>	Warrant in Debt	WD	213	▲	+19.0%	+34
	Garnishment	GA	140	▲	+1.4%	+2
	Other	OT	42	▼	+31.3%	+10
	Admin License	AL	41	▲	+78.3%	+18
	Unlawful Detainer	UD	36	▼	-28.0%	-14
	Preliminary Protective Order	PP	34	▲	+36.0%	+9
	Protective Order	PO	22	▲	+10.0%	+2
	Abstract	AJ	9	▲	+12.5%	+1
	Motion for Judgment	MJ	5	▲	+400.0%	+4
	Detinue	DT	2	▼	-50.0%	-2
	Interrogatory	IN	2	▼	-33.3%	-1
	Show Cause	SC	2	▲	-	+2
	Bond Forfeiture	BF	1	▼	-88.9%	-8
	Counter Claim	CC	1	▼	-50.0%	-1
	Impoundment	IM	1	▼	-66.7%	-2
	Overweight	OC	1	▲	-	+1
	Petition-Restore Arms	PR	1	▲	-	+1
	Restricted Operators License	RL	1	▲	-	+1
	Tenants Assertion	TA	0	▼	-100.0%	-1
	<b>Total</b>			<b>554</b>	<b>▲</b>	<b>11.2%</b>
<b>Civil Commitments</b>	Temporary Detention Order	TD	40	▲	+14.3%	+5
	Emergency Custody Order	EC	25	▲	+47.1%	+8
	<b>Total</b>			<b>65</b>	<b>▲</b>	<b>25.0%</b>
<b>GRAND TOTAL</b>			<b>4,766</b>	<b>▲</b>	<b>52.6%</b>	<b>+1,642</b>

Filings by Major Case Category\*\*

Category	Summary	Change	% Change	Absolute Change
Felony	175	▲	+59.1%	+65
Garnishment	142	▼	+0.7%	+1
General Civil	222	▲	+17.5%	+33
Infraction/Civil Violation	2,877	▲	+80.6%	+1,284
Landlord /Tenant	36	▼	-29.4%	-15
Misdemeanor	1,029	▲	+30.1%	+238
Other	229	▲	+12.3%	+25

\* Compared to same time period as previous year

\*\* Case Type Categories are defined in the 2017 Virginia Judicial Workload Assessment





**CPSS - GCMS CASELOAD STATISTICS OF THE GENERAL DISTRICT COURTS**  
January 2023 thru December 2023 Filings (Compared to January 2022 thru December 2022)

---

Protective Orders	56	▲	+24.4%	+11
<b><i>GRAND TOTAL</i></b>	<b><u>4,766</u></b>	<b>▲</b>	<b>52.6%</b>	<b>+1,642</b>

\* Compared to same time period as previous year

\*\* Case Type Categories are defined in the 2017 Virginia Judicial Workload Assessment  
Source: SCV-SQL-Information

2023 Overall GRAND TOTAL		Distribution of Caseload			Change*		Percentage (%) of Caseload		
<b>9,051</b>	+2,246	<b>Criminal</b>	1,232	14%	27.5% ▲	+266	<b>Criminal</b>	2022 14.2%	2023 13.6%
		<b>Traffic</b>	6,312	70%	44.0% ▲	+1,928	<b>Traffic</b>	64.4%	69.7%
2023 		<b>Civil</b>	1,162	13%	5.3% ▲	+59	<b>Civil</b>	16.2%	12.8%
2022 		<b>Civil Commitments</b>	345	4%	-2.0% ▼	-7	<b>Civil Commitments</b>	5.2%	3.8%
		<b>GRAND TOTAL</b>	<b>9,051</b>	100%	33.0% ▲	+2,246	<b>GRAND TOTAL</b>	100%	100%

**Filings by Division & Code**

Division	Case Type Description	Code	Summary	Change	% Change	Absolute Change
<b>Criminal</b>	Misdemeanor	M	699	▲	+12.6%	+78
	Felony	F	422	▲	+70.2%	+174
	Capias	CA	66	▲	+83.3%	+30
	Show Cause	SC	25	▼	-45.7%	-21
	Civil Violation	CV	19	▲	+26.7%	+4
	Restricted Operators License	RL	1	▲	-	+1
	<b>Total</b>			<b>1,232</b>	<b>▲</b>	<b>27.5%</b>
<b>Traffic</b>	Infraction	I	5,128	▲	+45.0%	+1,591
	Misdemeanor	M	1,087	▲	+34.2%	+277
	Capias	CA	81	▲	+268.2%	+59
	Show Cause	SC	7	▼	-41.7%	-5
	Felony	F	6	▲	+100.0%	+3
	Civil Violation	CV	3	▲	-	+3
	<b>Total</b>			<b>6,312</b>	<b>▲</b>	<b>44.0%</b>
<b>Civil</b>	Warrant in Debt	WD	399	▲	+15.7%	+54
	Garnishment	GA	280	▲	+4.9%	+13
	Unlawful Detainer	UD	189	▲	+32.2%	+46
	Other	OT	94	▼	-1.1%	-1
	Detinue	DT	69	▼	-12.7%	-10
	Preliminary Protective Order	PP	39	↔	-	-
	Protective Order	PO	35	▼	-12.5%	-5
	Admin License	AL	33	▲	+32.0%	+8
	Impoundment	IM	6	↔	-	-
	Abstract	AJ	4	▲	+100.0%	+2
	Interrogatory	IN	4	▼	-84.0%	-21
	Show Cause	SC	3	▼	-87.0%	-20
	Capias	CA	2	↔	-	-
	Petition-Restore Arms	PR	2	↔	-	-
	Tenants Assertion	TA	2	▲	+100.0%	+1
	Counter Claim	CC	1	↔	-	-
	Attachment	AT	0	▼	-100.0%	-1
	Overweight	OC	0	▼	-100.0%	-7
<b>Total</b>			<b>1,162</b>	<b>▲</b>	<b>5.3%</b>	<b>+59</b>
<b>Civil Commitments</b>	Mental Commitment	MC	127	▼	-5.9%	-8
	Temporary Detention Order	TD	85	▼	-13.3%	-13
	Other	OT	72	▲	+18.0%	+11
	Emergency Custody Order	EC	59	▲	+1.7%	+1
	Medical Emergency Temporary Detention Order	MT	2	▲	-	+2
<b>Total</b>			<b>345</b>	<b>▼</b>	<b>-2.0%</b>	<b>-7</b>
<b>GRAND TOTAL</b>			<b>9,051</b>	<b>▲</b>	<b>33.0%</b>	<b>+2,246</b>

**Filings by Major Case Category\*\***

Category	Summary	Change	% Change	Absolute Change
Felony	428	▲	+70.5%	+177
Garnishment	284	▼	-2.7%	-8
General Civil	474	▼	+10.0%	+43
Infraction/Civil Violation	5,150	▲	+44.7%	+1,591
Involuntary Civil Commitments	72	▲	+18.0%	+11

\* Compared to same time period as previous year



\*\* Case Type Categories are defined in the 2017 Virginia Judicial Workload Assessment

**CPSS - GCMS CASELOAD STATISTICS OF THE GENERAL DISTRICT COURTS**  
 January 2023 thru December 2023 Filings (Compared to January 2022 thru December 2022)

Landlord /Tenant	191	▲	+32.6%	+47
Misdemeanor	1,787	▲	+24.9%	+356
Other	591	▲	+6.1%	+34
Protective Orders	74	▼	-6.3%	-5
<b>GRAND TOTAL</b>	<b>9,051</b>	▲	33.0%	+2,246

\* Compared to same time period as previous year

\*\* Case Type Categories are defined in the 2017 Virginia Judicial Workload Assessment  
 Source: SCV-SQL-Information

2023 Overall GRAND TOTAL		Distribution of Caseload			Change*		Percentage (%) of Caseload		
<b>16,806</b>	+2,044	<b>Criminal</b>	2,239	13%	-8.7% ▼	-214	<b>Criminal</b>	2022	2023
		<b>Traffic</b>	11,426	68%	23.4% ▲	+2,166	<b>Traffic</b>	16.6%	13.3%
2023 		<b>Civil</b>	2,341	14%	10.7% ▲	+227	<b>Civil</b>	62.7%	68.0%
2022 		<b>Civil Commitments</b>	800	5%	-14.4% ▼	-135	<b>Civil Commitments</b>	14.3%	13.9%
		<b>GRAND TOTAL</b>	<b>16,806</b>	100%	13.8% ▲	+2,044	<b>GRAND TOTAL</b>	6.3%	4.8%
							<b>GRAND TOTAL</b>	100%	100%

**Filings by Division & Code**

Division	Case Type Description	Code	Summary	Change	% Change	Absolute Change
<b>Criminal</b>	Misdemeanor	M	1,059	▼	-16.9%	-215
	Felony	F	657	▼	-3.9%	-27
	Capias	CA	269	▲	+0.4%	+1
	Show Cause	SC	184	▲	+5.7%	+10
	Civil Violation	CV	70	▲	+37.3%	+19
	Motion	MO	0	▼	-100.0%	-2
	<b>Total</b>			<b>2,239</b>	▼	<b>-8.7%</b>
<b>Traffic</b>	Infraction	I	9,333	▲	+26.7%	+1,966
	Misdemeanor	M	1,918	▲	+14.7%	+246
	Capias	CA	88	▼	-28.5%	-35
	Show Cause	SC	47	↔	-	-
	Felony	F	34	▼	-15.0%	-6
	Civil Violation	CV	5	▼	-16.7%	-1
	Other	O	1	▲	-	+1
	Motion	MO	0	▼	-100.0%	-5
<b>Total</b>			<b>11,426</b>	▲	<b>23.4%</b>	<b>+2,166</b>
<b>Civil</b>	Warrant in Debt	WD	962	▲	+27.4%	+207
	Garnishment	GA	543	▲	+9.9%	+49
	Unlawful Detainer	UD	371	▲	+20.5%	+63
	Other	OT	143	▲	+3.6%	+5
	Preliminary Protective Order	PP	81	▲	+5.2%	+4
	Admin License	AL	57	▼	-13.6%	-9
	Interrogatory	IN	34	▼	-22.7%	-10
	Detinue	DT	33	▼	-45.9%	-28
	Impoundment	IM	28	▲	+55.6%	+10
	Protective Order	PO	28	▼	-53.3%	-32
	Abstract	AJ	27	▼	-18.2%	-6
	Show Cause	SC	12	▼	-62.5%	-20
	Motion for Judgment	MJ	7	▼	-30.0%	-3
	Petition-Restore Arms	PR	7	▲	+250.0%	+5
	Capias	CA	2	▼	-50.0%	-2
	Counter Claim	CC	2	▼	-66.7%	-4
	Tenants Assertion	TA	2	▲	+100.0%	+1
	Overweight	OC	1	▲	-	+1
	Restricted Operators License	RL	1	▼	-50.0%	-1
	Detinue Seizure	DZ	0	▼	-100.0%	-3
<b>Total</b>			<b>2,341</b>	▲	<b>10.7%</b>	<b>+227</b>
<b>Civil Commitments</b>	Mental Commitment	MC	355	▼	-6.3%	-24
	Temporary Detention Order	TD	195	▼	-22.9%	-58
	Emergency Custody Order	EC	167	▼	-28.0%	-65
	Other	OT	48	▲	+50.0%	+16
	Petition	PT	31	▲	+14.8%	+4
	Medical Emergency Temporary Detention Order	MT	3	▼	-57.1%	-4
	Medical Emergency Custody Order	ME	1	▼	-80.0%	-4
<b>Total</b>			<b>800</b>	▼	<b>-14.4%</b>	<b>-135</b>
<b>GRAND TOTAL</b>			<b>16,806</b>	▲	13.8%	+2,044

\* Compared to same time period as previous year



\*\* Case Type Categories are defined in the 2017 Virginia Judicial Workload Assessment

**Filings by Major Case Category\*\***

Category	Summary	Change	% Change	Absolute Change
Felony	691	▼	-4.6%	-33
Garnishment	577	▼	+7.2%	+39
General Civil	1,027	▲	+21.8%	+184
Infraction/Civil Violation	9,410	▲	+26.8%	+1,986
Involuntary Civil Commitments	79	▲	+33.9%	+20
Landlord /Tenant	373	▲	+20.7%	+64
Misdemeanor	2,978	▼	+1.0%	+30
Other	1,562	▼	-12.2%	-218
Protective Orders	109	▼	-20.4%	-28
<b>GRAND TOTAL</b>	<b>16,806</b>	▲	13.8%	+2,044

\* Compared to same time period as previous year

\*\* Case Type Categories are defined in the 2017 Virginia Judicial Workload Assessment  
 Source: SCV-SQL-Information

2023 Overall GRAND TOTAL		Distribution of Caseload			Change*		Percentage (%) of Caseload		
<b>2,954</b>	+645	<b>Criminal</b>	223	8%	10.4% ▲	+21	<b>Criminal</b>	2022 8.7%	2023 7.5%
		<b>Traffic</b>	2,610	88%	30.2% ▲	+605	<b>Traffic</b>	86.8%	88.4%
2023 		<b>Civil</b>	97	3%	5.4% ▲	+5	<b>Civil</b>	4.0%	3.3%
2022 		<b>Civil Commitments</b>	24	1%	140.0% ▲	+14	<b>Civil Commitments</b>	0.4%	0.8%
		<b>GRAND TOTAL</b>	<b>2,954</b>	100%	27.9% ▲	+645	<b>GRAND TOTAL</b>	100%	100%

Filings by Division & Code



Division	Case Type Description	Code	Summary	Change	% Change	Absolute Change
<b>Criminal</b>	Misdemeanor	M	177	▲	+6.0%	+10
	Felony	F	18	↔		-
	Civil Violation	CV	10	▲	+150.0%	+6
	Capias	CA	9	▲	+50.0%	+3
	Show Cause	SC	9	▲	+28.6%	+2
	<b>Total</b>			<b>223</b>	<b>▲</b>	<b>10.4%</b>
<b>Traffic</b>	Infraction	I	2,396	▲	+30.7%	+563
	Misdemeanor	M	211	▲	+27.9%	+46
	Capias	CA	1	▼	-75.0%	-3
	Felony	F	1	↔		-
	Show Cause	SC	1	▼	-50.0%	-1
	<b>Total</b>			<b>2,610</b>	<b>▲</b>	<b>30.2%</b>
<b>Civil</b>	Warrant in Debt	WD	34	▼	-10.5%	-4
	Garnishment	GA	22	▲	+37.5%	+6
	Other	OT	13	▲	+8.3%	+1
	Unlawful Detainer	UD	7	▲	+40.0%	+2
	Admin License	AL	6	▼	-25.0%	-2
	Preliminary Protective Order	PP	5	▲	+25.0%	+1
	Impoundment	IM	3	▲	+200.0%	+2
	Interrogatory	IN	2	▲	-	+2
	Detinue	DT	1	▼	-50.0%	-1
	Overweight	OC	1	↔		-
	Petition-Restore Arms	PR	1	▲	-	+1
	Protective Order	PO	1	▼	-66.7%	-2
	Show Cause	SC	1	▲	-	+1
	Bond Forfeiture	BF	0	▼	-100.0%	-1
	Counter Claim	CC	0	▼	-100.0%	-1
<b>Total</b>			<b>97</b>	<b>▲</b>	<b>5.4%</b>	<b>+5</b>
<b>Civil Commitments</b>	Temporary Detention Order	TD	13	▲	+160.0%	+8
	Emergency Custody Order	EC	11	▲	+120.0%	+6
	<b>Total</b>			<b>24</b>	<b>▲</b>	<b>140.0%</b>
<b>GRAND TOTAL</b>			<b>2,954</b>	<b>▲</b>	<b>27.9%</b>	<b>+645</b>

Filings by Major Case Category\*\*

Category	Summary	Change	% Change	Absolute Change
Felony	19	↔		0
Garnishment	24	▲	+50.0%	+8
General Civil	41	▲	-2.4%	-1
Infraction/Civil Violation	2,407	▲	+31.0%	+569
Landlord /Tenant	7	▲	+40.0%	+2
Misdemeanor	388	▲	+16.9%	+56
Other	62	▲	+24.0%	+12
Protective Orders	6	▼	-14.3%	-1
<b>GRAND TOTAL</b>	<b>2,954</b>	<b>▲</b>	<b>27.9%</b>	<b>+645</b>

\* Compared to same time period as previous year

\*\* Case Type Categories are defined in the 2017 Virginia Judicial Workload Assessment  
 Source: SCV-SQL-Information

2023 Overall GRAND TOTAL		Distribution of Caseload			Change*		Percentage (%) of Caseload			
<b>14,653</b>	+10	<b>Criminal</b>	1,069	7%	-5.6%	▼	-64	<b>Criminal</b>	2022 7.7%	2023 7.3%
		<b>Traffic</b>	12,422	85%	-0.2%	▼	-24	<b>Traffic</b>	85.0%	84.8%
2023 		<b>Civil</b>	1,112	8%	9.8%	▲	+99	<b>Civil</b>	6.9%	7.6%
2022 		<b>Civil Commitments</b>	50	0%	-2.0%	▼	-1	<b>Civil Commitments</b>	0.3%	0.3%
		<b>GRAND TOTAL</b>	<b>14,653</b>	100%	0.1%	▲	+10	<b>GRAND TOTAL</b>	100%	100%

**Filings by Division & Code**

Division	Case Type Description	Code	Summary	Change	% Change	Absolute Change
<b>Criminal</b>	Misdemeanor	M	699	▼	-3.7%	-27
	Felony	F	221	▼	-11.6%	-29
	Capias	CA	60	▲	+1.7%	+1
	Civil Violation	CV	44	▲	+4.8%	+2
	Show Cause	SC	44	▼	-18.5%	-10
	Restricted Operators License	RL	1	↔		-
	Motion	MO	0	▼	-100.0%	-1
	<b>Total</b>			<b>1,069</b>	▼	<b>-5.6%</b>
<b>Traffic</b>	Infraction	I	10,497	▼	-1.8%	-194
	Misdemeanor	M	1,850	▲	+9.1%	+154
	Show Cause	SC	46	▲	+109.1%	+24
	Capias	CA	13	▼	-27.8%	-5
	Felony	F	12	▼	-25.0%	-4
	Civil Violation	CV	2	▲	+100.0%	+1
	Restricted Operators License	RL	2	↔		-
	<b>Total</b>			<b>12,422</b>	▼	<b>-0.2%</b>
<b>Civil</b>	Warrant in Debt	WD	500	▲	+10.1%	+46
	Garnishment	GA	237	▲	+2.6%	+6
	Unlawful Detainer	UD	99	▲	+62.3%	+38
	Admin License	AL	55	▲	+10.0%	+5
	Overweight	OC	55	▲	+44.7%	+17
	Other	OT	45	▼	-4.3%	-2
	Protective Order	PO	25	↔		-
	Preliminary Protective Order	PP	24	▼	-4.0%	-1
	Interrogatory	IN	18	▼	-53.8%	-21
	Impoundment	IM	15	▼	-31.8%	-7
	Abstract	AJ	11	▲	+83.3%	+5
	Motor Carrier	MC	11	▲	-	+11
	Detinue	DT	10	▲	+100.0%	+5
	Tenants Assertion	TA	3	▲	+200.0%	+2
	Bond Forfeiture	BF	2	▼	-66.7%	-4
	Petition-Restore Arms	PR	2	↔		-
	Petition to Require Blood Test	BT	0	▼	-100.0%	-1
<b>Total</b>			<b>1,112</b>	▲	<b>9.8%</b>	<b>+99</b>
<b>Civil Commitments</b>	Temporary Detention Order	TD	23	▲	+15.0%	+3
	Emergency Custody Order	EC	21	▼	-27.6%	-8
	Mental Commitment	MC	6	▲	+500.0%	+5
	Medical Emergency Temporary Detention Order	MT	0	▼	-100.0%	-1
	<b>Total</b>			<b>50</b>	▼	<b>-2.0%</b>
<b>GRAND TOTAL</b>			<b>14,653</b>	▲	0.1%	+10

**Filings by Major Case Category\*\***

Category	Summary	Change	% Change	Absolute Change
Felony	233	▼	-12.4%	-33
Garnishment	255	▼	-5.6%	-15
General Civil	520	▲	+10.9%	+51
Infraction/Civil Violation	10,609	▲	-1.5%	-163
Landlord /Tenant	102	▲	+64.5%	+40

\* Compared to same time period as previous year

\*\* Case Type Categories are defined in the 2017 Virginia Judicial Workload Assessment



**CPSS - GCMS CASELOAD STATISTICS OF THE GENERAL DISTRICT COURTS**  
 January 2023 thru December 2023 Filings (Compared to January 2022 thru December 2022)

Misdemeanor	2,552	▲	+5.2%	+127
Other	333	▲	+1.2%	+4
Protective Orders	49	▼	-2.0%	-1
<b>GRAND TOTAL</b>	<b>14,653</b>	▲	0.1%	+10

\* Compared to same time period as previous year

\*\* Case Type Categories are defined in the 2017 Virginia Judicial Workload Assessment  
 Source: SCV-SQL-Information



2023 Overall GRAND TOTAL		Distribution of Caseload			Change*		Percentage (%) of Caseload			
2023 	2022 	<b>2,138</b>	+243							
		<b>Criminal</b>	332	16%	34.4%	▲	+85	<b>Criminal</b>	13.0%	15.5%
		<b>Traffic</b>	1,480	69%	8.5%	▲	+116	<b>Traffic</b>	72.0%	69.2%
		<b>Civil</b>	301	14%	15.3%	▲	+40	<b>Civil</b>	13.8%	14.1%
		<b>Civil Commitments</b>	25	1%	8.7%	▲	+2	<b>Civil Commitments</b>	1.2%	1.2%
		<b>GRAND TOTAL</b>	<b>2,138</b>	100%	12.8%	▲	+243	<b>GRAND TOTAL</b>	100%	100%

Filings by Division & Code

Division	Case Type Description	Code	Summary	Change	% Change	Absolute Change
<b>Criminal</b>	Misdemeanor	M	182	▲	+23.8%	+35
	Felony	F	105	▲	+41.9%	+31
	Capias	CA	25	▲	+177.8%	+16
	Show Cause	SC	11	▲	+83.3%	+5
	Civil Violation	CV	9	▼	-18.2%	-2
	<b>Total</b>			<b>332</b>	▲	<b>34.4%</b>
<b>Traffic</b>	Infraction	I	1,158	▲	+3.4%	+38
	Misdemeanor	M	260	▲	+26.2%	+54
	Capias	CA	54	▲	+80.0%	+24
	Felony	F	5	▲	-	+5
	Show Cause	SC	2	▼	-71.4%	-5
	Civil Violation	CV	1	▲	-	+1
	Other	O	0	▼	-100.0%	-1
	<b>Total</b>			<b>1,480</b>	▲	<b>8.5%</b>
<b>Civil</b>	Garnishment	GA	95	▲	+53.2%	+33
	Unlawful Detainer	UD	82	▲	+20.6%	+14
	Warrant in Debt	WD	72	▼	-4.0%	-3
	Other	OT	25	▼	+13.6%	+3
	Admin License	AL	13	↔	-	-
	Preliminary Protective Order	PP	7	↔	-	-
	Protective Order	PO	3	▼	-40.0%	-2
	Show Cause	SC	2	▲	+100.0%	+1
	Bond Forfeiture	BF	1	▼	-50.0%	-1
	Tenants Assertion	TA	1	↔	-	-
	Detinue	DT	0	▼	-100.0%	-3
	Restricted Operators License	RL	0	▼	-100.0%	-2
	<b>Total</b>			<b>301</b>	▲	<b>15.3%</b>
<b>Civil Commitments</b>	Temporary Detention Order	TD	19	▲	+18.8%	+3
	Emergency Custody Order	EC	6	▼	-14.3%	-1
<b>Total</b>			<b>25</b>	▲	<b>8.7%</b>	<b>+2</b>
<b>GRAND TOTAL</b>			<b>2,138</b>	▲	12.8%	+243


Filings by Major Case Category\*\*

Category	Summary	Change	% Change	Absolute Change
Felony	110	▲	+48.6%	+36
Garnishment	95	▲	+53.2%	+33
General Civil	72	▼	-8.9%	-7
Infraction/Civil Violation	1,168	▲	+3.2%	+36
Landlord /Tenant	83	▲	+20.3%	+14
Misdemeanor	442	▼	+24.5%	+87
Other	158	▲	+41.1%	+46
Protective Orders	10	▼	-16.7%	-2
<b>GRAND TOTAL</b>	<b>2,138</b>	▲	12.8%	+243

\* Compared to same time period as previous year

\*\* Case Type Categories are defined in the 2017 Virginia Judicial Workload Assessment

Source: SCV-SQL-Information

2023 Overall GRAND TOTAL		Distribution of Caseload			Change*		Percentage (%) of Caseload			
<b>905</b>	-223	<b>Criminal</b>	149	16%	-35.2%	▼	-81	<b>Criminal</b>	20.4%	16.5%
		<b>Traffic</b>	609	67%	-19.0%	▼	-143	<b>Traffic</b>	66.7%	67.3%
2023		<b>Civil</b>	142	16%	0.0%	↔	0	<b>Civil</b>	12.6%	15.7%
2022		<b>Civil Commitments</b>	5	1%	25.0%	▲	+1	<b>Civil Commitments</b>	0.4%	0.6%
		<b>GRAND TOTAL</b>	<b>905</b>	100%	-19.8%	▼	-223	<b>GRAND TOTAL</b>	100%	100%

Filings by Division & Code



Division	Case Type Description	Code	Summary	Change	% Change	Absolute Change
<b>Criminal</b>	Misdemeanor	M	107	▼	-28.2%	-42
	Felony	F	22	▼	-56.9%	-29
	Show Cause	SC	10	▼	-33.3%	-5
	Capias	CA	8	▼	-42.9%	-6
	Civil Violation	CV	2	▲	+100.0%	+1
	<b>Total</b>			<b>149</b>	▼	<b>-35.2%</b>
<b>Traffic</b>	Infraction	I	513	▼	-17.1%	-106
	Misdemeanor	M	87	▼	-17.1%	-18
	Capias	CA	5	▼	-76.2%	-16
	Restricted Operators License	RL	3	▲	+200.0%	+2
	Show Cause	SC	1	▼	-83.3%	-5
	<b>Total</b>			<b>609</b>	▼	<b>-19.0%</b>
<b>Civil</b>	Warrant in Debt	WD	67	▲	+34.0%	+17
	Garnishment	GA	23	▼	-14.8%	-4
	Unlawful Detainer	UD	19	▲	+5.6%	+1
	Other	OT	10	▼	-23.1%	-3
	Admin License	AL	9	▼	-10.0%	-1
	Tenants Assertion	TA	7	▲	-	+7
	Impoundment	IM	4	▼	-20.0%	-1
	Preliminary Protective Order	PP	2	▼	-50.0%	-2
	Protective Order	PO	1	▼	-75.0%	-3
	Abstract	AJ	0	▼	-100.0%	-1
	Bond Forfeiture	BF	0	▼	-100.0%	-1
	Detinue	DT	0	▼	-100.0%	-1
	Interrogatory	IN	0	▼	-100.0%	-7
	Petition to Require Blood Test	BT	0	▼	-100.0%	-1
	<b>Total</b>			<b>142</b>		<b>0.0%</b>
<b>Civil Commitments</b>	Temporary Detention Order	TD	3	▲	+50.0%	+1
	Emergency Custody Order	EC	2	↔		-
	<b>Total</b>		<b>5</b>	▲	<b>25.0%</b>	<b>+1</b>
<b>GRAND TOTAL</b>			<b>905</b>	▼	-19.8%	-223

Filings by Major Case Category\*\*

Category	Summary	Change	% Change	Absolute Change
Felony	22	▼	-56.9%	-29
Garnishment	23	▼	-32.4%	-11
General Civil	68	▼	+23.6%	+13
Infraction/Civil Violation	515	▲	-16.9%	-105
Landlord /Tenant	26	▲	+44.4%	+8
Misdemeanor	197	▲	-22.7%	-58
Other	51	▼	-41.4%	-36
Protective Orders	3	▼	-62.5%	-5
<b>GRAND TOTAL</b>	<b>905</b>	▼	-19.8%	-223

\* Compared to same time period as previous year

\*\* Case Type Categories are defined in the 2017 Virginia Judicial Workload Assessment  
 Source: SCV-SQL-Information

2023 Overall GRAND TOTAL		Distribution of Caseload			Change*		Percentage (%) of Caseload		
<b>838</b>	+19	<b>Criminal</b>	60	7%	-47.4% ▼	-54	<b>Criminal</b>	2022	2023
		<b>Traffic</b>	721	86%	16.1% ▲	+100	<b>Traffic</b>	13.9%	7.2%
		<b>Civil</b>	53	6%	-34.6% ▼	-28	<b>Civil</b>	75.8%	86.0%
		<b>Civil Commitments</b>	4	0%	33.3% ▲	+1	<b>Civil Commitments</b>	9.9%	6.3%
		<b>GRAND TOTAL</b>	<b>838</b>	100%	2.3% ▲	+19	<b>GRAND TOTAL</b>	100%	100%

Filings by Division & Code

Division	Case Type Description	Code	Summary	Change	% Change	Absolute Change
<b>Criminal</b>	Misdemeanor	M	31	▼	-65.9%	-60
	Felony	F	23	▲	+9.5%	+2
	Show Cause	SC	4	▲	+300.0%	+3
	Civil Violation	CV	2	▲	-	+2
	Capias	CA	0	▼	-100.0%	-1
	<b>Total</b>			<b>60</b>	▼	<b>-47.4%</b>
<b>Traffic</b>	Infraction	I	660	▲	+21.1%	+115
	Misdemeanor	M	58	▼	-21.6%	-16
	Capias	CA	1	▼	-50.0%	-1
	Felony	F	1	▲	-	+1
	Restricted Operators License	RL	1	▲	-	+1
	<b>Total</b>			<b>721</b>	▲	<b>16.1%</b>
<b>Civil</b>	Warrant in Debt	WD	32	▼	-34.7%	-17
	Garnishment	GA	14	▲	+75.0%	+6
	Unlawful Detainer	UD	2	▼	-66.7%	-4
	Counter Claim	CC	1	▲	-	+1
	Detinue	DT	1	▼	-50.0%	-1
	Other	OT	1	▼	-83.3%	-5
	Preliminary Protective Order	PP	1	▼	-80.0%	-4
	Protective Order	PO	1	▼	-50.0%	-1
	Admin License	AL	0	▼	-100.0%	-2
	Petition-Restore Arms	PR	0	▼	-100.0%	-1
	<b>Total</b>			<b>53</b>	▼	<b>-34.6%</b>
<b>Civil Commitments</b>	Temporary Detention Order	TD	3	▲	+50.0%	+1
	Emergency Custody Order	EC	1	▲	-	+1
	Mental Commitment	MC	0	▼	-100.0%	-1
	<b>Total</b>			<b>4</b>	▲	<b>33.3%</b>
<b>GRAND TOTAL</b>			<b>838</b>	▲	2.3%	+19

Filings by Major Case Category\*\*

Category	Summary	Change	% Change	Absolute Change
Felony	24	▲	+14.3%	+3
Garnishment	14	▲	+75.0%	+6
General Civil	33	▼	-36.5%	-19
Infraction/Civil Violation	662	▲	+21.5%	+117
Landlord /Tenant	2	▼	-66.7%	-4
Misdemeanor	90	▲	-45.5%	-75
Other	11	▲	-26.7%	-4
Protective Orders	2	▼	-71.4%	-5
<b>GRAND TOTAL</b>	<b>838</b>	▲	2.3%	+19

\* Compared to same time period as previous year

\*\* Case Type Categories are defined in the 2017 Virginia Judicial Workload Assessment  
 Source: SCV-SQL-Information

2023 Overall GRAND TOTAL		Distribution of Caseload			Change*		Percentage (%) of Caseload		
<b>9,923</b>	-88	<b>Criminal</b>	1,292	13%	8.8% ▲	+104	<b>Criminal</b>	2022	2023
		<b>Traffic</b>	7,368	74%	-3.9% ▼	-301	<b>Traffic</b>	76.6%	74.3%
2023		<b>Civil</b>	1,152	12%	11.1% ▲	+115	<b>Civil</b>	10.4%	11.6%
2022		<b>Civil Commitments</b>	111	1%	-5.1% ▼	-6	<b>Civil Commitments</b>	1.2%	1.1%
		<b>GRAND TOTAL</b>	<b>9,923</b>	100%	-0.9% ▼	-88	<b>GRAND TOTAL</b>	100%	100%

Filings by Division & Code

Division	Case Type Description	Code	Summary	Change	% Change	Absolute Change
<b>Criminal</b>	Misdemeanor	M	734	▲	+8.4%	+57
	Felony	F	369	▲	+11.8%	+39
	Capias	CA	116	▼	-10.8%	-14
	Show Cause	SC	39	▲	+5.4%	+2
	Civil Violation	CV	32	▲	+128.6%	+18
	Motion	MO	2	▲	-	+2
	<b>Total</b>			<b>1,292</b>	<b>▲</b>	<b>8.8%</b>
<b>Traffic</b>	Infraction	I	5,225	▲	+8.6%	+413
	Misdemeanor	M	2,024	▼	-26.5%	-731
	Capias	CA	61	▼	-14.1%	-10
	Show Cause	SC	34	▲	+142.9%	+20
	Felony	F	23	▲	+35.3%	+6
	Other	O	1	▲	-	+1
	<b>Total</b>			<b>7,368</b>	<b>▼</b>	<b>-3.9%</b>
<b>Civil</b>	Warrant in Debt	WD	426	▲	+13.9%	+52
	Garnishment	GA	311	▲	+4.7%	+14
	Unlawful Detainer	UD	134	▲	+36.7%	+36
	Detinue	DT	93	▲	+19.2%	+15
	Other	OT	67	▼	+4.7%	+3
	Preliminary Protective Order	PP	29	↔	-	-
	Admin License	AL	24	▲	+41.2%	+7
	Protective Order	PO	19	▲	+46.2%	+6
	Show Cause	SC	13	▼	-31.6%	-6
	Interrogatory	IN	10	▼	-56.5%	-13
	Bond Forfeiture	BF	7	↔	-	-
	Abstract	AJ	4	▼	-20.0%	-1
	Impoundment	IM	4	▼	-20.0%	-1
	Overweight	OC	4	▲	+300.0%	+3
	Zoning Violation	ZO	3	▲	+50.0%	+1
	Motion for Judgment	MJ	2	↔	-	-
	Tenants Assertion	TA	2	▲	-	+2
	Capias	CA	0	▼	-100.0%	-2
Petition-Restore Arms	PR	0	▼	-100.0%	-1	
<b>Total</b>			<b>1,152</b>	<b>▲</b>	<b>11.1%</b>	<b>+115</b>
<b>Civil Commitments</b>	Temporary Detention Order	TD	70	▲	+6.1%	+4
	Emergency Custody Order	EC	41	▼	-19.6%	-10
	<b>Total</b>		<b>111</b>	<b>▼</b>	<b>-5.1%</b>	<b>-6</b>
<b>GRAND TOTAL</b>			<b>9,923</b>	<b>▼</b>	<b>-0.9%</b>	<b>-88</b>

Filings by Major Case Category\*\*

Category	Summary	Change	% Change	Absolute Change
Felony	392	▲	+13.0%	+45
Garnishment	321	▼	+0.3%	+1
General Civil	524	▼	+13.9%	+64
Infraction/Civil Violation	5,262	▲	+9.0%	+435
Landlord /Tenant	136	▲	+38.8%	+38
Misdemeanor	2,761	▲	-19.6%	-673
Other	479	▲	-0.8%	-4

\* Compared to same time period as previous year



\*\* Case Type Categories are defined in the 2017 Virginia Judicial Workload Assessment

**CPSS - GCMS CASELOAD STATISTICS OF THE GENERAL DISTRICT COURTS**  
 January 2023 thru December 2023 Filings (Compared to January 2022 thru December 2022)

Protective Orders	48	▲	+14.3%	+6
<b>GRAND TOTAL</b>	<b>9,923</b>	▼	-0.9%	-88

\* Compared to same time period as previous year

\*\* Case Type Categories are defined in the 2017 Virginia Judicial Workload Assessment  
 Source: SCV-SQL-Information

2023 Overall GRAND TOTAL		Distribution of Caseload			Change*		Percentage (%) of Caseload		
<b>8,814</b>	+112	<b>Criminal</b>	1,474	17%	-2.8% ▼	-42	<b>Criminal</b>	2022	2023
2023 		<b>Traffic</b>	4,336	49%	-0.6% ▼	-24	<b>Traffic</b>	17.4%	16.7%
2022 		<b>Civil</b>	1,444	16%	0.8% ▲	+11	<b>Civil</b>	50.1%	49.2%
		<b>Civil Commitments</b>	1,560	18%	12.0% ▲	+167	<b>Civil Commitments</b>	16.5%	16.4%
		<b>GRAND TOTAL</b>	<b>8,814</b>	100%	1.3% ▲	+112	<b>GRAND TOTAL</b>	16.0%	17.7%
							<b>GRAND TOTAL</b>	100%	100%

Filings by Division & Code

Division	Case Type Description	Code	Summary	Change	% Change	Absolute Change
<b>Criminal</b>	Misdemeanor	M	719	▼	-0.6%	-4
	Felony	F	478	▲	+6.5%	+29
	Capias	CA	162	▼	-23.6%	-50
	Show Cause	SC	63	▼	-18.2%	-14
	Civil Violation	CV	39	▲	+2.6%	+1
	Motion	MO	12	▼	-29.4%	-5
	Restricted Operators License	RL	1	▲	-	+1
	<b>Total</b>			<b>1,474</b>	▼	<b>-2.8%</b>
<b>Traffic</b>	Infraction	I	3,435	▲	+2.7%	+90
	Misdemeanor	M	643	▼	-12.4%	-91
	Capias	CA	164	▼	-16.8%	-33
	Other	O	56	▲	+19.1%	+9
	Show Cause	SC	21	▲	+16.7%	+3
	Felony	F	11	▼	-21.4%	-3
	Civil Violation	CV	3	▲	-	+3
	Motion	MO	2	▲	+100.0%	+1
	Restricted Operators License	RL	1	▼	-75.0%	-3
<b>Total</b>			<b>4,336</b>	▼	<b>-0.6%</b>	<b>-24</b>
<b>Civil</b>	Garnishment	GA	437	▲	+2.6%	+11
	Warrant in Debt	WD	433	▲	+8.0%	+32
	Unlawful Detainer	UD	247	▲	+9.8%	+22
	Interrogatory	IN	55	▲	+57.1%	+20
	Other	OT	55	▼	-24.7%	-18
	Show Cause	SC	44	▼	-26.7%	-16
	Detinue	DT	38	▼	-20.8%	-10
	Preliminary Protective Order	PP	34	▼	-22.7%	-10
	Protective Order	PO	28	▼	-26.3%	-10
	Admin License	AL	26	↔	-	-
	Abstract	AJ	23	▼	-17.9%	-5
	Capias	CA	7	▼	-30.0%	-3
	Impoundment	IM	7	▼	-22.2%	-2
	Motion for Judgment	MJ	6	▲	+100.0%	+3
	Bond Forfeiture	BF	1	▼	-50.0%	-1
	Counter Claim	CC	1	▼	-50.0%	-1
	Cross Claim	CR	1	↔	-	-
	Petition-Restore Arms	PR	1	▼	-50.0%	-1
<b>Total</b>			<b>1,444</b>	▲	<b>0.8%</b>	<b>+11</b>
<b>Civil Commitments</b>	Mental Commitment	MC	940	▲	+18.4%	+146
	Other	OT	358	▲	+13.7%	+43
	Temporary Detention Order	TD	156	▼	-7.1%	-12
	Emergency Custody Order	EC	74	▼	-12.9%	-11
	Petition	PT	32	▲	+3.2%	+1
<b>Total</b>			<b>1,560</b>	▲	<b>12.0%</b>	<b>+167</b>
<b>GRAND TOTAL</b>			<b>8,814</b>	▲	1.3%	+112

\* Compared to same time period as previous year



\*\* Case Type Categories are defined in the 2017 Virginia Judicial Workload Assessment

**Filings by Major Case Category\*\***

Category	Summary	Change	% Change	Absolute Change
Felony	489	▼	+5.6%	+26
Garnishment	492	▲	+6.7%	+31
General Civil	480	▲	+5.0%	+23
Infraction/Civil Violation	3,533	▲	+3.0%	+103
Involuntary Civil Commitments	390	▲	+12.7%	+44
Landlord /Tenant	247	▲	+9.8%	+22
Misdemeanor	1,364	▲	-6.6%	-97
Other	1,757	▼	-1.1%	-20
Protective Orders	62	▼	-24.4%	-20
<b>GRAND TOTAL</b>	<b>8,814</b>	▲	1.3%	+112

\* Compared to same time period as previous year

\*\* Case Type Categories are defined in the 2017 Virginia Judicial Workload Assessment  
 Source: SCV-SQL-Information

2023 Overall GRAND TOTAL		Distribution of Caseload			Change*		Percentage (%) of Caseload		
<b>5,675</b>	-58	<b>Criminal</b>	1,030	18%	-2.9% ▼	-31	<b>Criminal</b>	2022	2023
		<b>Traffic</b>	1,259	22%	6.1% ▲	+72	<b>Traffic</b>	18.5%	18.1%
2023 		<b>Civil</b>	3,241	57%	-2.1% ▲	-69	<b>Civil</b>	20.7%	22.2%
2022 		<b>Civil Commitments</b>	145	3%	-17.1% ▼	-30	<b>Civil Commitments</b>	57.7%	57.1%
		<b>GRAND TOTAL</b>	<b>5,675</b>	100%	-1.0% ▼	-58	<b>GRAND TOTAL</b>	3.1%	2.6%
							<b>GRAND TOTAL</b>	100%	100%

Filings by Division & Code

Division	Case Type Description	Code	Summary	Change	% Change	Absolute Change
<b>Criminal</b>	Misdemeanor	M	496	▼	-3.3%	-17
	Felony	F	323	▼	-6.9%	-24
	Capias	CA	162	▼	-1.2%	-2
	Show Cause	SC	41	▲	+46.4%	+13
	Civil Violation	CV	8	▲	+14.3%	+1
	Restricted Operators License	RL	0	▼	-100.0%	-2
	<b>Total</b>			<b>1,030</b>	▼	<b>-2.9%</b>
<b>Traffic</b>	Infraction	I	766	▲	+16.4%	+108
	Misdemeanor	M	354	▼	-6.3%	-24
	Capias	CA	64	▼	-19.0%	-15
	Show Cause	SC	40	↔		-
	Restricted Operators License	RL	13	▲	+62.5%	+5
	Felony	F	12	▼	-36.8%	-7
	Civil Violation	CV	10	▲	+100.0%	+5
<b>Total</b>			<b>1,259</b>	▲	<b>6.1%</b>	<b>+72</b>
<b>Civil</b>	Warrant in Debt	WD	1,852	▲	+3.9%	+69
	Garnishment	GA	499	▼	-4.0%	-21
	Unlawful Detainer	UD	410	▲	+2.2%	+9
	Detinue	DT	175	▼	-24.9%	-58
	Other	OT	94	▼	-23.6%	-29
	Preliminary Protective Order	PP	63	▲	+8.6%	+5
	Interrogatory	IN	34	▼	-32.0%	-16
	Show Cause	SC	30	▼	-33.3%	-15
	Admin License	AL	27	▲	+17.4%	+4
	Protective Order	PO	18	▼	-25.0%	-6
	Abstract	AJ	14	▼	-48.1%	-13
	Impoundment	IM	10	▲	+150.0%	+6
	Motion for Judgment	MJ	7	▼	-22.2%	-2
	Capias	CA	2	▼	-33.3%	-1
	Counter Claim	CC	2	▲	+100.0%	+1
	Tenants Assertion	TA	2	↔		-
	Bond Forfeiture	BF	1	▼	-66.7%	-2
Petition-Restore Arms	PR	1	↔		-	
<b>Total</b>			<b>3,241</b>	▼	<b>-2.1%</b>	<b>-69</b>
<b>Civil Commitments</b>	Temporary Detention Order	TD	108	▼	-12.2%	-15
	Emergency Custody Order	EC	37	▼	-28.8%	-15
	<b>Total</b>		<b>145</b>	▼	<b>-17.1%</b>	<b>-30</b>
<b>GRAND TOTAL</b>			<b>5,675</b>	▼	<b>-1.0%</b>	<b>-58</b>

Filings by Major Case Category\*\*

Category	Summary	Change	% Change	Absolute Change
Felony	335	▼	-8.5%	-31
Garnishment	533	▼	-6.5%	-37
General Civil	2,038	▼	+0.4%	+8
Infraction/Civil Violation	784	▲	+17.0%	+114
Landlord /Tenant	412	▲	+2.2%	+9
Misdemeanor	863	▼	-4.2%	-38
Other	629	▲	-11.5%	-82

\* Compared to same time period as previous year

\*\* Case Type Categories are defined in the 2017 Virginia Judicial Workload Assessment





**CPSS - GCMS CASELOAD STATISTICS OF THE GENERAL DISTRICT COURTS**  
January 2023 thru December 2023 Filings (Compared to January 2022 thru December 2022)

Protective Orders	81	▼	-1.2%	-1
<b>GRAND TOTAL</b>	<b>5,675</b>	▼	-1.0%	-58

\* Compared to same time period as previous year

\*\* Case Type Categories are defined in the 2017 Virginia Judicial Workload Assessment  
Source: SCV-SQL-Information

2023 Overall GRAND TOTAL		Distribution of Caseload			Change*		Percentage (%) of Caseload		
<b>3,875</b>	+486	<b>Criminal</b>	411	11%	50.5% ▲	+138	<b>Criminal</b>	2022 8.1%	2023 10.6%
		<b>Traffic</b>	3,119	80%	12.4% ▲	+344	<b>Traffic</b>	81.9%	80.5%
		<b>Civil</b>	334	9%	2.8% ▲	+9	<b>Civil</b>	9.6%	8.6%
		<b>Civil Commitments</b>	11	0%	-31.3% ▼	-5	<b>Civil Commitments</b>	0.5%	0.3%
		<b>GRAND TOTAL</b>	<b>3,875</b>	100%	14.3% ▲	+486	<b>GRAND TOTAL</b>	100%	100%

Filings by Division & Code

Division	Case Type Description	Code	Summary	Change	% Change	Absolute Change
<b>Criminal</b>	Misdemeanor	M	286	▲	+66.3%	+114
	Felony	F	45	▲	+36.4%	+12
	Show Cause	SC	37	▲	+19.4%	+6
	Civil Violation	CV	20	▲	+81.8%	+9
	Capias	CA	14	▼	-26.3%	-5
	Restricted Operators License	RL	5	▲	+66.7%	+2
	Motion	MO	4	↔		-
	<b>Total</b>			<b>411</b>	<b>▲</b>	<b>50.5%</b>
<b>Traffic</b>	Infraction	I	2,572	▲	+6.9%	+166
	Misdemeanor	M	536	▲	+55.8%	+192
	Felony	F	5	↔		-
	Capias	CA	3	▼	-70.0%	-7
	Show Cause	SC	3	▼	-66.7%	-6
	Restricted Operators License	RL	0	▼	-100.0%	-1
	<b>Total</b>			<b>3,119</b>	<b>▲</b>	<b>12.4%</b>
<b>Civil</b>	Warrant in Debt	WD	154	▲	+18.5%	+24
	Garnishment	GA	83	▼	-14.4%	-14
	Admin License	AL	39	▲	+25.8%	+8
	Unlawful Detainer	UD	33	▲	+26.9%	+7
	Other	OT	11	▼	-38.9%	-7
	Impoundment	IM	4	▲		+4
	Bond Forfeiture	BF	2	↔		-
	Interrogatory	IN	2	▲	+100.0%	+1
	Preliminary Protective Order	PP	2	▼	-60.0%	-3
	Protective Order	PO	2	▼	-50.0%	-2
	Detinue	DT	1	▼	-75.0%	-3
	Show Cause	SC	1	↔		-
	Abstract	AJ	0	▼	-100.0%	-3
	Overweight	OC	0	▼	-100.0%	-1
	Restricted Operators License	RL	0	▼	-100.0%	-2
<b>Total</b>			<b>334</b>	<b>▲</b>	<b>2.8%</b>	<b>+9</b>
<b>Civil Commitments</b>	Temporary Detention Order	TD	10	↔		-
	Emergency Custody Order	EC	1	▼	-83.3%	-5
	<b>Total</b>			<b>11</b>	<b>▼</b>	<b>-31.3%</b>
<b>GRAND TOTAL</b>			<b>3,875</b>	<b>▲</b>	<b>14.3%</b>	<b>+486</b>

Filings by Major Case Category\*\*



Category	Summary	Change	% Change	Absolute Change
Felony	50	▲	+31.6%	+12
Garnishment	85	▲	-13.3%	-13
General Civil	159	▼	+16.1%	+22
Infraction/Civil Violation	2,592	▼	+7.2%	+174
Landlord /Tenant	33	▲	+26.9%	+7
Misdemeanor	827	▼	+58.4%	+305
Other	125	▲	-11.3%	-16
Protective Orders	4	▼	-55.6%	-5
<b>GRAND TOTAL</b>	<b>3,875</b>	<b>▲</b>	<b>14.3%</b>	<b>+486</b>

\* Compared to same time period as previous year

\*\* Case Type Categories are defined in the 2017 Virginia Judicial Workload Assessment

\* Compared to same time period as previous year

\*\* Case Type Categories are defined in the 2017 Virginia Judicial Workload Assessment  
Source: SCV-SQL-Information

2023 Overall GRAND TOTAL		Distribution of Caseload			Change*		Percentage (%) of Caseload		
<b>16,726</b>	+2,413	<b>Criminal</b>	2,946	18%	7.2% ▲	+199	<b>Criminal</b>	2022	2023
		<b>Traffic</b>	10,381	62%	22.9% ▲	+1,931	<b>Traffic</b>	19.2%	17.6%
2023 		<b>Civil</b>	3,292	20%	10.1% ▲	+301	<b>Civil</b>	59.0%	62.1%
2022 		<b>Civil Commitments</b>	107	1%	-14.4% ▼	-18	<b>Civil Commitments</b>	20.9%	19.7%
		<b>GRAND TOTAL</b>	<b>16,726</b>	100%	16.9% ▲	+2,413	<b>GRAND TOTAL</b>	100%	100%

Filings by Division & Code

Division	Case Type Description	Code	Summary	Change	% Change	Absolute Change
<b>Criminal</b>	Misdemeanor	M	1,458	▼	-2.0%	-29
	Felony	F	864	▲	+39.1%	+243
	Capias	CA	290	▲	+7.8%	+21
	Show Cause	SC	247	▼	-12.7%	-36
	Civil Violation	CV	87	↔		-
	<b>Total</b>			<b>2,946</b>	<b>▲</b>	<b>7.2%</b>
<b>Traffic</b>	Infraction	I	7,986	▲	+25.3%	+1,615
	Misdemeanor	M	2,194	▲	+16.6%	+312
	Capias	CA	110	▲	+31.0%	+26
	Felony	F	44	▲	+41.9%	+13
	Show Cause	SC	42	▼	-42.5%	-31
	Civil Violation	CV	3	▲	+50.0%	+1
	Other	O	2	▼	-71.4%	-5
	<b>Total</b>			<b>10,381</b>	<b>▲</b>	<b>22.9%</b>
<b>Civil</b>	Warrant in Debt	WD	1,317	▲	+18.6%	+207
	Garnishment	GA	938	▲	+10.7%	+91
	Unlawful Detainer	UD	263	▲	+7.3%	+18
	Admin License	AL	214	▲	+10.9%	+21
	Overweight	OC	108	▲	+2.9%	+3
	Motor Carrier	MC	95	▲	+33.8%	+24
	Other	OT	68	▼	-34.6%	-36
	Protective Order	PO	53	▼	-10.2%	-6
	Impoundment	IM	50	▼	-3.8%	-2
	Preliminary Protective Order	PP	48	▼	-7.7%	-4
	Abstract	AJ	42	▲	+35.5%	+11
	Show Cause	SC	40	↔		-
	Bond Forfeiture	BF	22	▼	-51.1%	-23
	Interrogatory	IN	14	↔		-
	Detinue	DT	10	↔		-
	Restricted Operators License	RL	4	▲	-	+4
	Tenants Assertion	TA	2	▼	-33.3%	-1
	Capias	CA	1	▼	-75.0%	-3
	Counter Claim	CC	1	▲	-	+1
	Motion for Judgment	MJ	1	▼	-80.0%	-4
	Petition-Restore Arms	PR	1	↔		-
<b>Total</b>			<b>3,292</b>	<b>▲</b>	<b>10.1%</b>	<b>+301</b>
<b>Civil Commitments</b>	Temporary Detention Order	TD	72	▼	-5.3%	-4
	Emergency Custody Order	EC	35	▼	-28.6%	-14
	<b>Total</b>		<b>107</b>	<b>▼</b>	<b>-14.4%</b>	<b>-18</b>
<b>GRAND TOTAL</b>			<b>16,726</b>	<b>▲</b>	<b>16.9%</b>	<b>+2,413</b>

Filings by Major Case Category\*\*

Category	Summary	Change	% Change	Absolute Change
Felony	908	▲	+39.3%	+256
Garnishment	952	▲	+10.6%	+91
General Civil	1,343	▼	+17.9%	+204
Infraction/Civil Violation	8,281	▲	+24.7%	+1,638
Landlord /Tenant	265	▼	+6.9%	+17

\* Compared to same time period as previous year

\*\* Case Type Categories are defined in the 2017 Virginia Judicial Workload Assessment

**CPSS - GCMS CASELOAD STATISTICS OF THE GENERAL DISTRICT COURTS**  
 January 2023 thru December 2023 Filings (Compared to January 2022 thru December 2022)



**Frederick**

District: 26 FIPS: 069

Misdemeanor	3,656	▲	+8.5%	+287
Other	1,220	▲	-5.4%	-70
Protective Orders	101	▼	-9.0%	-10
<b>GRAND TOTAL</b>	<b>16,726</b>	▲	16.9%	+2,413

\* Compared to same time period as previous year

\*\* Case Type Categories are defined in the 2017 Virginia Judicial Workload Assessment  
 Source: SCV-SQL-Information

2023 Overall GRAND TOTAL		Distribution of Caseload			Change*		Percentage (%) of Caseload			
<b>5,959</b>	-503	<b>Criminal</b>	1,111	19%	-20.6%	▼	-288	<b>Criminal</b>	2022	2023
		<b>Traffic</b>	3,506	59%	-5.1%	▼	-190	<b>Traffic</b>	21.6%	18.6%
2023 		<b>Civil</b>	1,287	22%	-2.3%	▼	-30	<b>Civil</b>	57.2%	58.8%
2022 		<b>Civil Commitments</b>	55	1%	10.0%	▲	+5	<b>Civil Commitments</b>	20.4%	21.6%
		<b>GRAND TOTAL</b>	<b>5,959</b>	100%	-7.8%	▼	-503	<b>GRAND TOTAL</b>	0.8%	0.9%
								<b>GRAND TOTAL</b>	100%	100%

Filings by Division & Code

Division	Case Type Description	Code	Summary	Change	% Change	Absolute Change
<b>Criminal</b>	Misdemeanor	M	544	▼	-33.4%	-273
	Felony	F	399	▼	-2.0%	-8
	Show Cause	SC	72	▼	-24.2%	-23
	Capias	CA	61	▲	+7.0%	+4
	Civil Violation	CV	32	▲	+45.5%	+10
	Restricted Operators License	RL	2	▲	+100.0%	+1
	Motion	MO	1	▲	-	+1
	<b>Total</b>			<b>1,111</b>	▼	<b>-20.6%</b>
<b>Traffic</b>	Infraction	I	2,670	▼	-4.1%	-114
	Misdemeanor	M	773	▼	-5.5%	-45
	Show Cause	SC	27	▼	-54.2%	-32
	Capias	CA	19	▼	-24.0%	-6
	Felony	F	15	▲	+66.7%	+6
	Restricted Operators License	RL	2	▲	-	+2
	Civil Violation	CV	0	▼	-100.0%	-1
	<b>Total</b>			<b>3,506</b>	▼	<b>-5.1%</b>
<b>Civil</b>	Warrant in Debt	WD	469	▼	-10.8%	-57
	Garnishment	GA	385	▼	-4.9%	-20
	Unlawful Detainer	UD	107	▼	-24.6%	-35
	Interrogatory	IN	86	▲	+405.9%	+69
	Other	OT	70	▼	+2.9%	+2
	Show Cause	SC	46	▲	+187.5%	+30
	Admin License	AL	30	▲	+30.4%	+7
	Detinue	DT	26	▼	-7.1%	-2
	Preliminary Protective Order	PP	22	▼	-29.0%	-9
	Protective Order	PO	22	▼	-12.0%	-3
	Abstract	AJ	11	▼	-42.1%	-8
	Counter Claim	CC	3	▲	-	+3
	Petition-Restore Arms	PR	3	↔	-	-
	Impoundment	IM	2	▼	-71.4%	-5
	Capias	CA	1	↔	-	-
	Motion for Judgment	MJ	1	↔	-	-
	Restricted Operators License	RL	1	↔	-	-
	Tenants Assertion	TA	1	▲	-	+1
	Third Party Claim	TH	1	▲	-	+1
	Bond Forfeiture	BF	0	▼	-100.0%	-2
	Motor Carrier	MC	0	▼	-100.0%	-1
Overweight	OC	0	▼	-100.0%	-1	
<b>Total</b>			<b>1,287</b>	▼	<b>-2.3%</b>	<b>-30</b>
<b>Civil Commitments</b>	Temporary Detention Order	TD	29	▼	-14.7%	-5
	Emergency Custody Order	EC	24	▲	+71.4%	+10
	Medical Emergency Temporary Detention Order	MT	1	▲	-	+1
	Mental Commitment	MC	1	▼	-50.0%	-1
<b>Total</b>			<b>55</b>	▲	<b>10.0%</b>	<b>+5</b>
<b>GRAND TOTAL</b>			<b>5,959</b>	▼	-7.8%	-503

\* Compared to same time period as previous year



\*\* Case Type Categories are defined in the 2017 Virginia Judicial Workload Assessment

**Filings by Major Case Category\*\***

Category	Summary	Change	% Change	Absolute Change
Felony	414	▲	-0.5%	-2
Garnishment	471	▲	+11.6%	+49
General Civil	500	▼	-10.7%	-60
Infraction/Civil Violation	2,702	▼	-3.8%	-107
Landlord /Tenant	108	▲	-23.9%	-34
Misdemeanor	1,322	▲	-19.2%	-315
Other	398	▲	-5.2%	-22
Protective Orders	44	▼	-21.4%	-12
<b>GRAND TOTAL</b>	<b>5,959</b>	▼	-7.8%	-503

\* Compared to same time period as previous year

\*\* Case Type Categories are defined in the 2017 Virginia Judicial Workload Assessment  
 Source: SCV-SQL-Information

2023 Overall GRAND TOTAL		Distribution of Caseload			Change*		Percentage (%) of Caseload		
<b>37,419</b>	+7,660	<b>Criminal</b>	6,227	17%	10.3% ▲	+581	<b>Criminal</b>	2022	2023
		<b>Traffic</b>	20,783	56%	46.6% ▲	+6,611	<b>Traffic</b>	19.0%	16.6%
2023 		<b>Civil</b>	9,716	26%	5.5% ▲	+509	<b>Civil</b>	47.6%	55.5%
2022 		<b>Civil Commitments</b>	693	2%	-5.6% ▼	-41	<b>Civil Commitments</b>	30.9%	26.0%
		<b>GRAND TOTAL</b>	<b>37,419</b>	100%	25.7% ▲	+7,660	<b>GRAND TOTAL</b>	100%	100%

Filings by Division & Code

Division	Case Type Description	Code	Summary	Change	% Change	Absolute Change
<b>Criminal</b>	Misdemeanor	M	3,256	▲	+8.1%	+244
	Felony	F	1,917	▲	+20.8%	+330
	Capias	CA	523	▼	-7.8%	-44
	Show Cause	SC	397	▲	+5.3%	+20
	Civil Violation	CV	133	▲	+29.1%	+30
	Restricted Operators License	RL	1	▲	-	+1
	<b>Total</b>			<b>6,227</b>	<b>▲</b>	<b>10.3%</b>
<b>Traffic</b>	Infraction	I	15,823	▲	+50.6%	+5,317
	Misdemeanor	M	4,723	▲	+34.9%	+1,223
	Felony	F	67	↔	-	-
	Show Cause	SC	60	▲	+62.2%	+23
	Capias	CA	51	▲	+2.0%	+1
	Civil Violation	CV	48	▲	+1,500.0%	+45
	Restricted Operators License	RL	10	▲	+11.1%	+1
	Other	O	1	▲	-	+1
<b>Total</b>			<b>20,783</b>	<b>▲</b>	<b>46.6%</b>	<b>+6,611</b>
<b>Civil</b>	Warrant in Debt	WD	5,089	▲	+3.1%	+151
	Garnishment	GA	1,440	▲	+7.6%	+102
	Unlawful Detainer	UD	1,296	▲	+35.4%	+339
	Admin License	AL	261	▲	+13.0%	+30
	Other	OT	228	▲	-4.6%	-11
	Detinue	DT	194	▼	-17.1%	-40
	Preliminary Protective Order	PP	194	▼	-11.0%	-24
	Protective Order	PO	181	▼	-14.6%	-31
	Show Cause	SC	178	▼	-20.5%	-46
	Interrogatory	IN	176	▼	-17.8%	-38
	Impoundment	IM	170	▲	+49.1%	+56
	Bond Forfeiture	BF	158	▼	-9.2%	-16
	Abstract	AJ	96	▲	+47.7%	+31
	Motion for Judgment	MJ	26	▲	+30.0%	+6
	Capias	CA	9	▼	-25.0%	-3
	Counter Claim	CC	7	▼	-22.2%	-2
	Tenants Assertion	TA	7	↔	-	-
	Petition-Restore Arms	PR	3	▲	-	+3
	Cross Claim	CR	1	▲	-	+1
	Overweight	OC	1	↔	-	-
Restricted Operators License	RL	1	▲	-	+1	
<b>Total</b>			<b>9,716</b>	<b>▲</b>	<b>5.5%</b>	<b>+509</b>
<b>Civil Commitments</b>	Temporary Detention Order	TD	275	▼	-12.1%	-38
	Mental Commitment	MC	184	▼	-7.1%	-14
	Emergency Custody Order	EC	146	▲	+8.1%	+11
	Petition	PT	69	▲	+27.8%	+15
	Other	OT	18	▼	-43.8%	-14
	Medical Emergency Temporary Detention Order	MT	1	▼	-50.0%	-1
<b>Total</b>			<b>693</b>	<b>▼</b>	<b>-5.6%</b>	<b>-41</b>
<b>GRAND TOTAL</b>			<b>37,419</b>	<b>▲</b>	<b>25.7%</b>	<b>+7,660</b>

\* Compared to same time period as previous year

\*\* Case Type Categories are defined in the 2017 Virginia Judicial Workload Assessment





**Filings by Major Case Category\*\***

Category	Summary	Change	% Change	Absolute Change
Felony	1,984	▲	+20.0%	+330
Garnishment	1,616	▼	+4.1%	+64
General Civil	5,355	▲	+2.5%	+130
Infraction/Civil Violation	16,006	▲	+50.8%	+5,393
Involuntary Civil Commitments	87	▼	+1.2%	+1
Landlord /Tenant	1,303	▲	+35.2%	+339
Misdemeanor	7,991	▲	+22.5%	+1,470
Other	2,702	▲	-0.4%	-12
Protective Orders	375	▼	-12.8%	-55
<b>GRAND TOTAL</b>	<b>37,419</b>	▲	25.7%	+7,660

\* Compared to same time period as previous year

\*\* Case Type Categories are defined in the 2017 Virginia Judicial Workload Assessment  
 Source: SCV-SQL-Information

2023 Overall GRAND TOTAL		Distribution of Caseload			Change*		Percentage (%) of Caseload		
<b>12,219</b>	+2,085	<b>Criminal</b>	1,469	12%	7.1% ▲	+98	<b>Criminal</b>	2022	2023
		<b>Traffic</b>	8,715	71%	21.9% ▲	+1,564	<b>Traffic</b>	13.5%	12.0%
		<b>Civil</b>	1,965	16%	27.8% ▲	+427	<b>Civil</b>	70.6%	71.3%
		<b>Civil Commitments</b>	70	1%	-5.4% ▼	-4	<b>Civil Commitments</b>	15.2%	16.1%
		<b>GRAND TOTAL</b>	<b>12,219</b>	100%	20.6% ▲	+2,085	<b>GRAND TOTAL</b>	0.7%	0.6%
							<b>GRAND TOTAL</b>	100%	100%

Filings by Division & Code

Division	Case Type Description	Code	Summary	Change	% Change	Absolute Change
<b>Criminal</b>	Misdemeanor	M	774	▲	+6.8%	+49
	Felony	F	377	▼	-3.1%	-12
	Capias	CA	133	▲	+29.1%	+30
	Show Cause	SC	108	▲	+13.7%	+13
	Civil Violation	CV	67	▲	+42.6%	+20
	Motion	MO	10	↔		-
	Restricted Operators License	RL	0	▼	-100.0%	-2
	<b>Total</b>			<b>1,469</b>	<b>▲</b>	<b>7.1%</b>
<b>Traffic</b>	Infraction	I	6,527	▲	+30.5%	+1,525
	Misdemeanor	M	2,062	▲	+1.5%	+30
	Capias	CA	66	▲	+17.9%	+10
	Show Cause	SC	40	▲	+14.3%	+5
	Felony	F	19	▲	+5.6%	+1
	Civil Violation	CV	1	▼	-87.5%	-7
	<b>Total</b>			<b>8,715</b>	<b>▲</b>	<b>21.9%</b>
<b>Civil</b>	Warrant in Debt	WD	815	▲	+35.2%	+212
	Garnishment	GA	589	▲	+24.8%	+117
	Unlawful Detainer	UD	190	▲	+17.3%	+28
	Other	OT	76	▲	+40.7%	+22
	Admin License	AL	69	▲	+4.5%	+3
	Abstract	AJ	50	▲	+100.0%	+25
	Preliminary Protective Order	PP	39	▲	+21.9%	+7
	Show Cause	SC	31	▲	+3.3%	+1
	Bond Forfeiture	BF	27	▲	+22.7%	+5
	Interrogatory	IN	26	▼	-3.7%	-1
	Protective Order	PO	20	▲	+150.0%	+12
	Detinue	DT	14	▲	+55.6%	+5
	Impoundment	IM	9	▼	-30.8%	-4
	Counter Claim	CC	3	▲	+200.0%	+2
	Motion for Judgment	MJ	2	▲	+100.0%	+1
	Overweight	OC	2	▼	-50.0%	-2
	Capias	CA	1	▼	-83.3%	-5
	Restricted Operators License	RL	1	▲	-	+1
	Tenants Assertion	TA	1	▼	-66.7%	-2
<b>Total</b>			<b>1,965</b>	<b>▲</b>	<b>27.8%</b>	<b>+427</b>
<b>Civil Commitments</b>	Temporary Detention Order	TD	45	▼	-6.3%	-3
	Emergency Custody Order	EC	25	▼	-3.8%	-1
	<b>Total</b>		<b>70</b>	<b>▼</b>	<b>-5.4%</b>	<b>-4</b>
<b>GRAND TOTAL</b>			<b>12,219</b>	<b>▲</b>	<b>20.6%</b>	<b>+2,085</b>

Filings by Major Case Category\*\*

Category	Summary	Change	% Change	Absolute Change
Felony	396	▲	-2.7%	-11
Garnishment	615	▲	+23.2%	+116
General Civil	835	▲	+34.5%	+214
Infraction/Civil Violation	6,597	▼	+30.3%	+1,536
Landlord /Tenant	191	▼	+15.8%	+26
Misdemeanor	2,837	▲	+2.8%	+78

\* Compared to same time period as previous year



\*\* Case Type Categories are defined in the 2017 Virginia Judicial Workload Assessment

**CPSS - GCMS CASELOAD STATISTICS OF THE GENERAL DISTRICT COURTS**  
 January 2023 thru December 2023 Filings (Compared to January 2022 thru December 2022)

Other	689	▲	+18.4%	+107
Protective Orders	59	▲	+47.5%	+19
<b>GRAND TOTAL</b>	<b>12,219</b>	▲	20.6%	+2,085

\* Compared to same time period as previous year

\*\* Case Type Categories are defined in the 2017 Virginia Judicial Workload Assessment  
 Source: SCV-SQL-Information

2023 Overall GRAND TOTAL		Distribution of Caseload			Change*		Percentage (%) of Caseload		
<b>9,977</b>	+719	<b>Criminal</b>	2,029	20%	-12.6% ▼	-293	<b>Criminal</b>	2022	2023
		<b>Traffic</b>	5,599	56%	17.0% ▲	+812	<b>Traffic</b>	25.1%	20.3%
		<b>Civil</b>	2,215	22%	8.6% ▲	+175	<b>Civil</b>	51.7%	56.1%
		<b>Civil Commitments</b>	134	1%	22.9% ▲	+25	<b>Civil Commitments</b>	22.0%	22.2%
		<b>GRAND TOTAL</b>	<b>9,977</b>	100%	7.8% ▲	+719	<b>GRAND TOTAL</b>	100%	100%

Filings by Division & Code

Division	Case Type Description	Code	Summary	Change	% Change	Absolute Change
<b>Criminal</b>	Misdemeanor	M	1,097	▼	-15.2%	-197
	Felony	F	527	▼	-13.2%	-80
	Show Cause	SC	168	▼	-8.2%	-15
	Capias	CA	159	▼	-7.0%	-12
	Civil Violation	CV	77	▲	+14.9%	+10
	Restricted Operators License	RL	1	▲	-	+1
	<b>Total</b>			<b>2,029</b>	▼	<b>-12.6%</b>
<b>Traffic</b>	Infraction	I	4,267	▲	+26.1%	+884
	Misdemeanor	M	1,218	▼	-3.7%	-47
	Capias	CA	52	▲	+30.0%	+12
	Show Cause	SC	42	▼	-36.4%	-24
	Felony	F	18	▼	-40.0%	-12
	Civil Violation	CV	2	▼	-33.3%	-1
	<b>Total</b>			<b>5,599</b>	▲	<b>17.0%</b>
<b>Civil</b>	Warrant in Debt	WD	830	▲	+4.8%	+38
	Garnishment	GA	636	▲	+45.9%	+200
	Unlawful Detainer	UD	236	▼	-8.5%	-22
	Impoundment	IM	122	▲	+5.2%	+6
	Admin License	AL	91	▼	-29.5%	-38
	Other	OT	64	▼	-15.8%	-12
	Abstract	AJ	53	▲	+231.3%	+37
	Detinue	DT	51	▼	-20.3%	-13
	Preliminary Protective Order	PP	34	▼	-8.1%	-3
	Protective Order	PO	30	▼	-9.1%	-3
	Show Cause	SC	24	▼	-20.0%	-6
	Interrogatory	IN	19	▼	-13.6%	-3
	Bond Forfeiture	BF	6	▼	-57.1%	-8
	Counter Claim	CC	5	▲	+400.0%	+4
	Capias	CA	3	▲	-	+3
	Motion for Judgment	MJ	2	↔	-	-
	Overweight	OC	2	▼	-77.8%	-7
	Petition-Restore Arms	PR	2	▼	-33.3%	-1
	Tenants Assertion	TA	2	▲	+100.0%	+1
	Third Party Claim	TH	2	▲	-	+2
	Restricted Operators License	RL	1	▲	-	+1
	Petition to Require Blood Test	BT	0	▼	-100.0%	-1
	<b>Total</b>			<b>2,215</b>	▲	<b>8.6%</b>
<b>Civil Commitments</b>	Temporary Detention Order	TD	97	▲	+21.3%	+17
	Emergency Custody Order	EC	37	▲	+32.1%	+9
	Medical Emergency Temporary Detention Order	MT	0	▼	-100.0%	-1
	<b>Total</b>			<b>134</b>	▲	<b>22.9%</b>
<b>GRAND TOTAL</b>			<b>9,977</b>	▲	7.8%	+719

Filings by Major Case Category\*\*

Category	Summary	Change	% Change	Absolute Change
Felony	545	▼	-14.4%	-92
Garnishment	655	▲	+43.0%	+197
General Civil	898	▼	+1.6%	+14

\* Compared to same time period as previous year



\*\* Case Type Categories are defined in the 2017 Virginia Judicial Workload Assessment

**CPSS - GCMS CASELOAD STATISTICS OF THE GENERAL DISTRICT COURTS**  
 January 2023 thru December 2023 Filings (Compared to January 2022 thru December 2022)

Infraction/Civil Violation	4,348	▼	+25.6%	+886
Landlord /Tenant	238	▲	-8.1%	-21
Misdemeanor	2,317	▲	-9.5%	-242
Other	912	▲	-1.8%	-17
Protective Orders	64	▼	-8.6%	-6
<b>GRAND TOTAL</b>	<b>9,977</b>	▲	7.8%	+719

\* Compared to same time period as previous year

\*\* Case Type Categories are defined in the 2017 Virginia Judicial Workload Assessment  
 Source: SCV-SQL-Information

2023 Overall GRAND TOTAL		Distribution of Caseload			Change*		Percentage (%) of Caseload		
<b>10,632</b>	+1,570	<b>Criminal</b>	2,319	22%	6.8% ▲	+148	<b>Criminal</b>	2022: 24.0%	2023: 21.8%
		<b>Traffic</b>	4,394	41%	37.3% ▲	+1,194	<b>Traffic</b>	35.3%	41.3%
		<b>Civil</b>	3,587	34%	12.4% ▲	+396	<b>Civil</b>	35.2%	33.7%
		<b>Civil Commitments</b>	332	3%	-33.6% ▼	-168	<b>Civil Commitments</b>	5.5%	3.1%
		<b>GRAND TOTAL</b>	<b>10,632</b>	100%	17.3% ▲	+1,570	<b>GRAND TOTAL</b>	100%	100%

Filings by Division & Code

Division	Case Type Description	Code	Summary	Change	% Change	Absolute Change
<b>Criminal</b>	Misdemeanor	M	1,383	▲	+4.9%	+64
	Felony	F	451	▲	+5.4%	+23
	Capias	CA	260	▲	+19.3%	+42
	Show Cause	SC	177	▼	-2.2%	-4
	Civil Violation	CV	48	▲	+92.0%	+23
	<b>Total</b>			<b>2,319</b>	<b>▲</b>	<b>6.8%</b>
<b>Traffic</b>	Infraction	I	3,094	▲	+34.7%	+797
	Misdemeanor	M	1,007	▲	+44.1%	+308
	Other	O	195	▲	+61.2%	+74
	Capias	CA	54	▲	+58.8%	+20
	Show Cause	SC	25	▼	-32.4%	-12
	Felony	F	18	▲	+50.0%	+6
	Civil Violation	CV	1	▲	-	+1
	<b>Total</b>			<b>4,394</b>	<b>▲</b>	<b>37.3%</b>
<b>Civil</b>	Warrant in Debt	WD	1,326	▲	+26.8%	+280
	Garnishment	GA	1,287	▲	+15.7%	+175
	Unlawful Detainer	UD	372	▼	-2.1%	-8
	Admin License	AL	118	▲	+5.4%	+6
	Detinue	DT	114	▼	-16.8%	-23
	Other	OT	84	▼	-3.4%	-3
	Abstract	AJ	73	▼	-27.7%	-28
	Protective Order	PO	55	▲	+37.5%	+15
	Show Cause	SC	38	▲	+153.3%	+23
	Preliminary Protective Order	PP	31	▼	-6.1%	-2
	Bond Forfeiture	BF	27	▼	-48.1%	-25
	Zoning Violation	ZO	21	▼	-16.0%	-4
	Impoundment	IM	16	▼	-20.0%	-4
	Interrogatory	IN	15	▼	-25.0%	-5
	Tenants Assertion	TA	6	▲	+200.0%	+4
	Capias	CA	1	▼	-75.0%	-3
	Motion for Judgment	MJ	1	▼	-50.0%	-1
	Petition-Restore Arms	PR	1	▼	-66.7%	-2
Third Party Claim	TH	1	▲	-	+1	
<b>Total</b>			<b>3,587</b>	<b>▲</b>	<b>12.4%</b>	<b>+396</b>
<b>Civil Commitments</b>	Mental Commitment	MC	204	▼	-30.6%	-90
	Temporary Detention Order	TD	61	▼	-45.5%	-51
	Emergency Custody Order	EC	49	▼	-32.9%	-24
	Other	OT	15	▼	-21.1%	-4
	Medical Emergency Temporary Detention Order	MT	3	▲	+50.0%	+1
<b>Total</b>			<b>332</b>	<b>▼</b>	<b>-33.6%</b>	<b>-168</b>
<b>GRAND TOTAL</b>			<b>10,632</b>	<b>▲</b>	<b>17.3%</b>	<b>+1,570</b>

Filings by Major Case Category\*\*

Category	Summary	Change	% Change	Absolute Change
Felony	469	▲	+6.6%	+29
Garnishment	1,302	▼	+15.0%	+170
General Civil	1,451	▼	+21.2%	+254
Infraction/Civil Violation	3,338	▲	+36.6%	+895

\* Compared to same time period as previous year



\*\* Case Type Categories are defined in the 2017 Virginia Judicial Workload Assessment

**CPSS - GCMS CASELOAD STATISTICS OF THE GENERAL DISTRICT COURTS**  
 January 2023 thru December 2023 Filings (Compared to January 2022 thru December 2022)

Involuntary Civil Commitments	15	▼	-21.1%	-4
Landlord /Tenant	378	▲	-1.0%	-4
Misdemeanor	2,411	▲	+18.0%	+368
Other	1,182	▲	-11.3%	-151
Protective Orders	86	▲	+17.8%	+13
<b>GRAND TOTAL</b>	<b>10,632</b>	▲	17.3%	+1,570

\* Compared to same time period as previous year

\*\* Case Type Categories are defined in the 2017 Virginia Judicial Workload Assessment  
 Source: SCV-SQL-Information

2023 Overall GRAND TOTAL		Distribution of Caseload			Change*		Percentage (%) of Caseload		
<b>8,873</b>	+1,675	<b>Criminal</b>	422	5%	54.6% ▲	+149	<b>Criminal</b>	2022 3.8%	2023 4.8%
		<b>Traffic</b>	8,201	92%	21.9% ▲	+1,475	<b>Traffic</b>	93.4%	92.4%
		<b>Civil</b>	236	3%	22.9% ▲	+44	<b>Civil</b>	2.7%	2.7%
		<b>Civil Commitments</b>	14	0%	100.0% ▲	+7	<b>Civil Commitments</b>	0.1%	0.2%
		<b>GRAND TOTAL</b>	<b>8,873</b>	100%	23.3% ▲	+1,675	<b>GRAND TOTAL</b>	100%	100%

**Filings by Division & Code**

Division	Case Type Description	Code	Summary	Change	% Change	Absolute Change
<b>Criminal</b>	Misdemeanor	M	203	▲	+72.0%	+85
	Felony	F	178	▲	+52.1%	+61
	Show Cause	SC	24	▲	+14.3%	+3
	Capias	CA	10	▼	-37.5%	-6
	Civil Violation	CV	7	▲	+600.0%	+6
	<b>Total</b>			<b>422</b>	<b>▲</b>	<b>54.6%</b>
<b>Traffic</b>	Infraction	I	6,633	▲	+23.8%	+1,276
	Misdemeanor	M	1,546	▲	+13.6%	+185
	Civil Violation	CV	14	▲	+250.0%	+10
	Show Cause	SC	6	▲	+200.0%	+4
	Capias	CA	1	↔	-	-
	Felony	F	1	↔	-	-
	<b>Total</b>			<b>8,201</b>	<b>▲</b>	<b>21.9%</b>
<b>Civil</b>	Warrant in Debt	WD	71	▼	-22.0%	-20
	Admin License	AL	38	▲	+280.0%	+28
	Garnishment	GA	34	▼	-8.1%	-3
	Motor Carrier	MC	27	▲	-	+27
	Bond Forfeiture	BF	19	▲	+137.5%	+11
	Overweight	OC	17	↔	-	-
	Other	OT	11	▲	+37.5%	+3
	Unlawful Detainer	UD	6	↔	-	-
	Preliminary Protective Order	PP	4	▲	+33.3%	+1
	Abstract	AJ	3	▲	+50.0%	+1
	Detinue	DT	2	▼	-50.0%	-2
	Counter Claim	CC	1	▲	-	+1
	Impoundment	IM	1	▼	-66.7%	-2
	Show Cause	SC	1	▲	-	+1
	Tenants Assertion	TA	1	▲	-	+1
	Protective Order	PO	0	▼	-100.0%	-3
<b>Total</b>			<b>236</b>	<b>▲</b>	<b>22.9%</b>	<b>+44</b>
<b>Civil Commitments</b>	Emergency Custody Order	EC	6	▲	+500.0%	+5
	Temporary Detention Order	TD	6	↔	-	-
	Other	OT	2	▲	-	+2
<b>Total</b>			<b>14</b>	<b>▲</b>	<b>100.0%</b>	<b>+7</b>
<b>GRAND TOTAL</b>			<b>8,873</b>	<b>▲</b>	<b>23.3%</b>	<b>+1,675</b>

**Filings by Major Case Category\*\***

Category	Summary	Change	% Change	Absolute Change
Felony	179	▲	+51.7%	+61
Garnishment	34	▼	-8.1%	-3
General Civil	73	▼	-23.2%	-22
Infraction/Civil Violation	6,698	▲	+24.5%	+1,319
Involuntary Civil Commitments	2	▲	-	+2
Landlord /Tenant	7	▲	+16.7%	+1
Misdemeanor	1,749	▲	+18.3%	+270
Other	127	▲	+62.8%	+49
Protective Orders	4	▼	-33.3%	-2

\* Compared to same time period as previous year

\*\* Case Type Categories are defined in the 2017 Virginia Judicial Workload Assessment



**CPSS - GCMS CASELOAD STATISTICS OF THE GENERAL DISTRICT COURTS**  
January 2023 thru December 2023 Filings (Compared to January 2022 thru December 2022)



---

<i><b>GRAND TOTAL</b></i>	<b>8,873</b>	▲	23.3%	+1,675
---------------------------	--------------	---	-------	--------

---

\* Compared to same time period as previous year

\*\* Case Type Categories are defined in the 2017 Virginia Judicial Workload Assessment  
Source: SCV-SQL-Information

2023 Overall GRAND TOTAL		Distribution of Caseload			Change*		Percentage (%) of Caseload		
<b>20,923</b>	+3,471	<b>Criminal</b>	974	5%	-0.3% ▼	-3	<b>Criminal</b>	2022	2023
		<b>Traffic</b>	18,792	90%	22.2% ▲	+3,415	<b>Traffic</b>	5.6%	4.7%
2023 		<b>Civil</b>	1,078	5%	11.8% ▲	+114	<b>Civil</b>	88.1%	89.8%
2022 		<b>Civil Commitments</b>	79	0%	-41.0% ▼	-55	<b>Civil Commitments</b>	5.5%	5.2%
		<b>GRAND TOTAL</b>	<b>20,923</b>	100%	19.9% ▲	+3,471	<b>GRAND TOTAL</b>	0.8%	0.4%
							<b>GRAND TOTAL</b>	100%	100%

Filings by Division & Code

Division	Case Type Description	Code	Summary	Change	% Change	Absolute Change
<b>Criminal</b>	Misdemeanor	M	592	▼	-0.7%	-4
	Felony	F	288	▲	+5.9%	+16
	Capias	CA	41	▼	-26.8%	-15
	Civil Violation	CV	30	▼	-25.0%	-10
	Show Cause	SC	23	▲	+76.9%	+10
	<b>Total</b>			<b>974</b>	▼	<b>-0.3%</b>
<b>Traffic</b>	Infraction	I	16,562	▲	+24.1%	+3,214
	Misdemeanor	M	2,184	▲	+11.8%	+230
	Felony	F	26	▼	-7.1%	-2
	Show Cause	SC	13	▼	-43.5%	-10
	Capias	CA	7	▼	-65.0%	-13
	Civil Violation	CV	0	▼	-100.0%	-4
	<b>Total</b>			<b>18,792</b>	▲	<b>22.2%</b>
<b>Civil</b>	Warrant in Debt	WD	400	▲	+27.8%	+87
	Garnishment	GA	287	▲	+4.7%	+13
	Unlawful Detainer	UD	123	▲	+51.9%	+42
	Impoundment	IM	64	▲	+1.6%	+1
	Other	OT	52	▲	+15.6%	+7
	Preliminary Protective Order	PP	30	▼	-30.2%	-13
	Bond Forfeiture	BF	28	▼	-26.3%	-10
	Protective Order	PO	22	▼	-47.6%	-20
	Admin License	AL	21	▼	-27.6%	-8
	Overweight	OC	19	▲	+280.0%	+14
	Detinue	DT	12	▲	+9.1%	+1
	Abstract	AJ	9	▼	-25.0%	-3
	Show Cause	SC	5	▲	+400.0%	+4
	Petition-Restore Arms	PR	3	▲	+200.0%	+2
	Interrogatory	IN	2	↔	-	-
	Tenants Assertion	TA	1	▲	-	+1
	Counter Claim	CC	0	▼	-100.0%	-3
	Mechanic's Lien	ML	0	▼	-100.0%	-1
<b>Total</b>			<b>1,078</b>	▲	<b>11.8%</b>	<b>+114</b>
<b>Civil Commitments</b>	Temporary Detention Order	TD	45	▼	-43.8%	-35
	Emergency Custody Order	EC	34	▼	-37.0%	-20
	<b>Total</b>		<b>79</b>	▼	<b>-41.0%</b>	<b>-55</b>
<b>GRAND TOTAL</b>			<b>20,923</b>	▲	19.9%	+3,471

Filings by Major Case Category\*\*

Category	Summary	Change	% Change	Absolute Change
Felony	314	▼	+4.7%	+14
Garnishment	289	▲	+4.7%	+13
General Civil	416	▲	+27.6%	+90
Infraction/Civil Violation	16,611	▲	+24.0%	+3,214
Landlord /Tenant	124	▲	+53.1%	+43
Misdemeanor	2,776	▲	+8.9%	+226
Other	341	▲	-22.0%	-96
Protective Orders	52	▼	-38.8%	-33

\* Compared to same time period as previous year

\*\* Case Type Categories are defined in the 2017 Virginia Judicial Workload Assessment

Source: SCV-SQL-Information

**CPSS - GCMS CASELOAD STATISTICS OF THE GENERAL DISTRICT COURTS**  
January 2023 thru December 2023 Filings (Compared to January 2022 thru December 2022)



---

<i><b>GRAND TOTAL</b></i>	<b>20,923</b>	▲	19.9%	+3,471
---------------------------	---------------	---	-------	--------

---

\* Compared to same time period as previous year

\*\* Case Type Categories are defined in the 2017 Virginia Judicial Workload Assessment  
Source: SCV-SQL-Information

2023 Overall GRAND TOTAL		Distribution of Caseload			Change*		Percentage (%) of Caseload		
<b>2,739</b>	+538	<b>Criminal</b>	315	12%	61.5% ▲	+120	<b>Criminal</b>	2022 8.9%	2023 11.5%
		<b>Traffic</b>	1,900	69%	17.8% ▲	+287	<b>Traffic</b>	73.3%	69.4%
		<b>Civil</b>	474	17%	33.5% ▲	+119	<b>Civil</b>	16.1%	17.3%
		<b>Civil Commitments</b>	50	2%	31.6% ▲	+12	<b>Civil Commitments</b>	1.7%	1.8%
		<b>GRAND TOTAL</b>	<b>2,739</b>	100%	24.4% ▲	+538	<b>GRAND TOTAL</b>	100%	100%

Filings by Division & Code

Division	Case Type Description	Code	Summary	Change	% Change	Absolute Change
<b>Criminal</b>	Misdemeanor	M	199	▲	+46.3%	+63
	Felony	F	60	▲	+150.0%	+36
	Civil Violation	CV	38	▲	+40.7%	+11
	Show Cause	SC	10	▲	+100.0%	+5
	Capias	CA	8	▲	+300.0%	+6
	Restricted Operators License	RL	0	▼	-100.0%	-1
	<b>Total</b>			<b>315</b>	<b>▲</b>	<b>61.5%</b>
<b>Traffic</b>	Infraction	I	1,626	▲	+22.6%	+300
	Misdemeanor	M	234	▼	-0.8%	-2
	Show Cause	SC	19	▲	+46.2%	+6
	Felony	F	14	↔		-
	Capias	CA	7	▼	-50.0%	-7
	Civil Violation	CV	0	▼	-100.0%	-9
	Restricted Operators License	RL	0	▼	-100.0%	-1
<b>Total</b>			<b>1,900</b>	<b>▲</b>	<b>17.8%</b>	<b>+287</b>
<b>Civil</b>	Warrant in Debt	WD	234	▲	+56.0%	+84
	Garnishment	GA	89	▲	+23.6%	+17
	Unlawful Detainer	UD	42	▲	+35.5%	+11
	Admin License	AL	32	▲	+14.3%	+4
	Other	OT	22	▲	+144.4%	+13
	Preliminary Protective Order	PP	14	▼	-6.7%	-1
	Show Cause	SC	11	▲	+10.0%	+1
	Protective Order	PO	10	▼	-16.7%	-2
	Interrogatory	IN	6	▼	-62.5%	-10
	Detinue	DT	5	▲	+66.7%	+2
	Impoundment	IM	5	▲	+150.0%	+3
	Abstract	AJ	2	▲	+100.0%	+1
	Counter Claim	CC	2	↔		-
	Capias	CA	0	▼	-100.0%	-3
Tenants Assertion	TA	0	▼	-100.0%	-1	
<b>Total</b>			<b>474</b>	<b>▲</b>	<b>33.5%</b>	<b>+119</b>
<b>Civil Commitments</b>	Temporary Detention Order	TD	30	▲	+42.9%	+9
	Emergency Custody Order	EC	20	▲	+25.0%	+4
	Medical Emergency Custody Order	ME	0	▼	-100.0%	-1
<b>Total</b>			<b>50</b>	<b>▲</b>	<b>31.6%</b>	<b>+12</b>
<b>GRAND TOTAL</b>			<b>2,739</b>	<b>▲</b>	<b>24.4%</b>	<b>+538</b>

Filings by Major Case Category\*\*

Category	Summary	Change	% Change	Absolute Change
Felony	74	▲	+94.7%	+36
Garnishment	95	▼	+8.0%	+7
General Civil	244	▲	+58.4%	+90
Infraction/Civil Violation	1,664	▼	+22.2%	+302
Landlord /Tenant	42	▼	+31.3%	+10
Misdemeanor	433	▼	+15.8%	+59
Other	163	▲	+29.4%	+37
Protective Orders	24	▼	-11.1%	-3

\* Compared to same time period as previous year

\*\* Case Type Categories are defined in the 2017 Virginia Judicial Workload Assessment

**CPSS - GCMS CASELOAD STATISTICS OF THE GENERAL DISTRICT COURTS**  
January 2023 thru December 2023 Filings (Compared to January 2022 thru December 2022)



---

<i><b>GRAND TOTAL</b></i>	<b>2,739</b>	▲	24.4%	+538
---------------------------	--------------	---	-------	------

---

\* Compared to same time period as previous year

\*\* Case Type Categories are defined in the 2017 Virginia Judicial Workload Assessment  
Source: SCV-SQL-Information

2023 Overall GRAND TOTAL		Distribution of Caseload			Change*		Percentage (%) of Caseload		
<b>3,931</b>	+534	<b>Criminal</b>	903	23%	9.9% ▲	+81	<b>Criminal</b>	2022	2023
		<b>Traffic</b>	1,962	50%	24.6% ▲	+387	<b>Traffic</b>	46.4%	49.9%
		<b>Civil</b>	754	19%	22.2% ▲	+137	<b>Civil</b>	18.2%	19.2%
		<b>Civil Commitments</b>	312	8%	-18.5% ▼	-71	<b>Civil Commitments</b>	11.3%	7.9%
		<b>GRAND TOTAL</b>	<b>3,931</b>	100%	15.7% ▲	+534	<b>GRAND TOTAL</b>	100%	100%

Filings by Division & Code

Division	Case Type Description	Code	Summary	Change	% Change	Absolute Change
<b>Criminal</b>	Misdemeanor	M	532	▲	+10.4%	+50
	Felony	F	208	▲	+29.2%	+47
	Capias	CA	93	▲	+5.7%	+5
	Show Cause	SC	56	▼	-5.1%	-3
	Civil Violation	CV	14	▼	-56.3%	-18
	<b>Total</b>			<b>903</b>	<b>▲</b>	<b>9.9%</b>
<b>Traffic</b>	Infraction	I	1,512	▲	+28.7%	+337
	Misdemeanor	M	424	▲	+12.8%	+48
	Felony	F	9	▲	+28.6%	+2
	Show Cause	SC	8	▼	-27.3%	-3
	Capias	CA	7	▲	+40.0%	+2
	Civil Violation	CV	2	▲	+100.0%	+1
	<b>Total</b>			<b>1,962</b>	<b>▲</b>	<b>24.6%</b>
<b>Civil</b>	Warrant in Debt	WD	289	▲	+30.2%	+67
	Garnishment	GA	190	▲	+13.8%	+23
	Impoundment	IM	57	▲	+216.7%	+39
	Detinue	DT	52	▲	+44.4%	+16
	Other	OT	46	▲	+31.4%	+11
	Unlawful Detainer	UD	46	▼	-27.0%	-17
	Preliminary Protective Order	PP	20	▲	+42.9%	+6
	Admin License	AL	18	▼	-33.3%	-9
	Protective Order	PO	16	↔		-
	Bond Forfeiture	BF	13	▼	-13.3%	-2
	Interrogatory	IN	2	▲	-	+2
	Petition-Restore Arms	PR	2	▲	-	+2
	Show Cause	SC	2	▲	+100.0%	+1
	Tenants Assertion	TA	1	▼	-50.0%	-1
	Abstract	AJ	0	▼	-100.0%	-1
<b>Total</b>			<b>754</b>	<b>▲</b>	<b>22.2%</b>	<b>+137</b>
<b>Civil Commitments</b>	Mental Commitment	MC	230	▼	-19.6%	-56
	Temporary Detention Order	TD	52	▼	-8.8%	-5
	Emergency Custody Order	EC	24	▼	-31.4%	-11
	Medical Emergency Temporary Detention Order	MT	6	▲	+200.0%	+4
	Other	OT	0	▼	-100.0%	-3
<b>Total</b>			<b>312</b>	<b>▼</b>	<b>-18.5%</b>	<b>-71</b>
<b>GRAND TOTAL</b>			<b>3,931</b>	<b>▲</b>	<b>15.7%</b>	<b>+534</b>

Filings by Major Case Category\*\*

Category	Summary	Change	% Change	Absolute Change
Felony	217	▲	+29.2%	+49
Garnishment	192	▲	+15.0%	+25
General Civil	351	▲	+31.5%	+84
Infraction/Civil Violation	1,528	▲	+26.5%	+320
Involuntary Civil Commitments	0	▼	-100.0%	-3
Landlord /Tenant	47	▼	-27.7%	-18
Misdemeanor	956	▲	+11.4%	+98
Other	604	▲	-4.3%	-27

\* Compared to same time period as previous year



\*\* Case Type Categories are defined in the 2017 Virginia Judicial Workload Assessment

**CPSS - GCMS CASELOAD STATISTICS OF THE GENERAL DISTRICT COURTS**  
 January 2023 thru December 2023 Filings (Compared to January 2022 thru December 2022)

Protective Orders	36	▲	+20.0%	+6
<b>GRAND TOTAL</b>	<b>3,931</b>	▲	15.7%	+534

\* Compared to same time period as previous year

\*\* Case Type Categories are defined in the 2017 Virginia Judicial Workload Assessment  
 Source: SCV-SQL-Information

2023 Overall GRAND TOTAL		Distribution of Caseload			Change*		Percentage (%) of Caseload		
<b>6,555</b>	+682	<b>Criminal</b>	478	7%	-5.7% ▼	-29	<b>Criminal</b>	2022 8.6%	2023 7.3%
		<b>Traffic</b>	5,326	81%	17.4% ▲	+791	<b>Traffic</b>	77.2%	81.3%
		<b>Civil</b>	715	11%	-8.1% ▼	-63	<b>Civil</b>	13.2%	10.9%
		<b>Civil Commitments</b>	36	1%	-32.1% ▼	-17	<b>Civil Commitments</b>	0.9%	0.5%
		<b>GRAND TOTAL</b>	<b>6,555</b>	100%	11.6% ▲	+682	<b>GRAND TOTAL</b>	100%	100%

**Filings by Division & Code**

Division	Case Type Description	Code	Summary	Change	% Change	Absolute Change
<b>Criminal</b>	Misdemeanor	M	290	▼	-4.6%	-14
	Felony	F	95	▼	-4.0%	-4
	Show Cause	SC	47	▼	-24.2%	-15
	Civil Violation	CV	24	▲	+140.0%	+14
	Capias	CA	22	▼	-31.3%	-10
	<b>Total</b>			<b>478</b>	▼	<b>-5.7%</b>
<b>Traffic</b>	Infraction	I	4,815	▲	+19.6%	+790
	Misdemeanor	M	499	▲	+4.0%	+19
	Felony	F	5	▲	+25.0%	+1
	Show Cause	SC	4	▼	-71.4%	-10
	Capias	CA	2	▼	-77.8%	-7
	Restricted Operators License	RL	1	▼	-66.7%	-2
	<b>Total</b>			<b>5,326</b>	▲	<b>17.4%</b>
<b>Civil</b>	Warrant in Debt	WD	294	▼	-25.4%	-100
	Garnishment	GA	177	▲	+1.1%	+2
	Unlawful Detainer	UD	121	▲	+8.0%	+9
	Preliminary Protective Order	PP	37	▲	+105.6%	+19
	Other	OT	25	▲	+38.9%	+7
	Protective Order	PO	21	▲	+133.3%	+12
	Admin License	AL	18	▲	+63.6%	+7
	Abstract	AJ	7	▼	-30.0%	-3
	Bond Forfeiture	BF	6	▼	-45.5%	-5
	Detinue	DT	4	▼	-20.0%	-1
	Impoundment	IM	2	▼	-77.8%	-7
	Interrogatory	IN	1	↔		-
	Overweight	OC	1	▲	-	+1
	Petition-Restore Arms	PR	1	▲	-	+1
	Counter Claim	CC	0	▼	-100.0%	-1
	Motion for Judgment	MJ	0	▼	-100.0%	-1
	Petition to Require Blood Test	BT	0	▼	-100.0%	-1
	Restricted Operators License	RL	0	▼	-100.0%	-1
	Tenants Assertion	TA	0	▼	-100.0%	-1
<b>Total</b>			<b>715</b>	▼	<b>-8.1%</b>	<b>-63</b>
<b>Civil Commitments</b>	Temporary Detention Order	TD	28	▼	-26.3%	-10
	Emergency Custody Order	EC	8	▼	-46.7%	-7
	<b>Total</b>			<b>36</b>	▼	<b>-32.1%</b>
<b>GRAND TOTAL</b>			<b>6,555</b>	▲	11.6%	+682

**Filings by Major Case Category\*\***

Category	Summary	Change	% Change	Absolute Change
Felony	100	▲	-2.9%	-3
Garnishment	178	▲	+1.1%	+2
General Civil	299	▲	-26.4%	-107
Infraction/Civil Violation	4,840	▲	+20.0%	+805
Landlord /Tenant	121	▼	+7.1%	+8
Misdemeanor	790	▼	+0.3%	+2
Other	169	▼	-24.9%	-56

\* Compared to same time period as previous year

\*\* Case Type Categories are defined in the 2017 Virginia Judicial Workload Assessment





**CPSS - GCMS CASELOAD STATISTICS OF THE GENERAL DISTRICT COURTS**  
 January 2023 thru December 2023 Filings (Compared to January 2022 thru December 2022)

Protective Orders	58	▲	+114.8%	+31
<b>GRAND TOTAL</b>	<b>6,555</b>	▲	11.6%	+682

\* Compared to same time period as previous year

\*\* Case Type Categories are defined in the 2017 Virginia Judicial Workload Assessment  
 Source: SCV-SQL-Information

2023 Overall GRAND TOTAL		Distribution of Caseload			Change*		Percentage (%) of Caseload		
<b>1,797</b>	+127	<b>Criminal</b>	513	29%	15.3% ▲	+68	<b>Criminal</b>	2022	2023
		<b>Traffic</b>	604	34%	4.3% ▲	+25	<b>Traffic</b>	26.6%	28.5%
		<b>Civil</b>	633	35%	7.1% ▲	+42	<b>Civil</b>	34.7%	33.6%
		<b>Civil Commitments</b>	47	3%	-14.5% ▼	-8	<b>Civil Commitments</b>	35.4%	35.2%
		<b>GRAND TOTAL</b>	<b>1,797</b>	100%	7.6% ▲	+127	<b>GRAND TOTAL</b>	3.3%	2.6%
							<b>GRAND TOTAL</b>	100%	100%

Filings by Division & Code



Division	Case Type Description	Code	Summary	Change	% Change	Absolute Change
<b>Criminal</b>	Misdemeanor	M	284	▲	+19.3%	+46
	Felony	F	172	▲	+17.0%	+25
	Capias	CA	33	▲	+6.5%	+2
	Show Cause	SC	21	▲	+10.5%	+2
	Civil Violation	CV	3	▼	-70.0%	-7
	<b>Total</b>			<b>513</b>	<b>▲</b>	<b>15.3%</b>
<b>Traffic</b>	Infraction	I	429	▲	+20.8%	+74
	Misdemeanor	M	167	▼	-18.1%	-37
	Felony	F	4	▼	-63.6%	-7
	Capias	CA	2	▼	-66.7%	-4
	Show Cause	SC	2	▼	-33.3%	-1
	<b>Total</b>			<b>604</b>	<b>▲</b>	<b>4.3%</b>
<b>Civil</b>	Warrant in Debt	WD	419	▲	+11.7%	+44
	Garnishment	GA	97	▲	+32.9%	+24
	Unlawful Detainer	UD	36	▼	-5.3%	-2
	Impoundment	IM	14	▲	+27.3%	+3
	Bond Forfeiture	BF	11	▲	+37.5%	+3
	Other	OT	11	▼	-73.2%	-30
	Abstract	AJ	9	▲	+800.0%	+8
	Admin License	AL	9	▲	+12.5%	+1
	Detinue	DT	9	▲	+80.0%	+4
	Preliminary Protective Order	PP	8	▼	-57.9%	-11
	Petition-Restore Arms	PR	4	▲	-	+4
	Protective Order	PO	4	▼	-66.7%	-8
	Show Cause	SC	1	▲	-	+1
	Tenants Assertion	TA	1	▲	-	+1
	<b>Total</b>			<b>633</b>	<b>▲</b>	<b>7.1%</b>
<b>Civil Commitments</b>	Temporary Detention Order	TD	26	▼	-25.7%	-9
	Emergency Custody Order	EC	15	▲	+7.1%	+1
	Mental Commitment	MC	6	↔	-	-
	<b>Total</b>			<b>47</b>	<b>▼</b>	<b>-14.5%</b>
<b>GRAND TOTAL</b>			<b>1,797</b>	<b>▲</b>	<b>7.6%</b>	<b>+127</b>

Filings by Major Case Category\*\*

Category	Summary	Change	% Change	Absolute Change
Felony	176	▼	+11.4%	+18
Garnishment	97	▲	+32.9%	+24
General Civil	432	▲	+11.6%	+45
Infraction/Civil Violation	432	▼	+18.4%	+67
Landlord /Tenant	37	▲	-2.6%	-1
Misdemeanor	451	▲	+2.0%	+9
Other	160	▲	-9.1%	-16
Protective Orders	12	▼	-61.3%	-19
<b>GRAND TOTAL</b>	<b>1,797</b>	<b>▲</b>	<b>7.6%</b>	<b>+127</b>

\* Compared to same time period as previous year

\*\* Case Type Categories are defined in the 2017 Virginia Judicial Workload Assessment

2023 Overall GRAND TOTAL		Distribution of Caseload			Change*		Percentage (%) of Caseload		
<b>21,139</b>	+3,536	<b>Criminal</b>	3,869	18%	21.7% ▲	+689	<b>Criminal</b>	2022	2023
		<b>Traffic</b>	12,088	57%	19.4% ▲	+1,961	<b>Traffic</b>	18.1%	18.3%
2023 		<b>Civil</b>	4,365	21%	21.3% ▲	+765	<b>Civil</b>	57.5%	57.2%
2022 		<b>Civil Commitments</b>	817	4%	17.4% ▲	+121	<b>Civil Commitments</b>	20.5%	20.6%
		<b>GRAND TOTAL</b>	<b>21,139</b>	100%	20.1% ▲	+3,536	<b>GRAND TOTAL</b>	4.0%	3.9%
							<b>GRAND TOTAL</b>	100%	100%

Filings by Division & Code

Division	Case Type Description	Code	Summary	Change	% Change	Absolute Change
<b>Criminal</b>	Misdemeanor	M	2,420	▲	+24.3%	+473
	Felony	F	910	▲	+22.0%	+164
	Capias	CA	223	▼	-11.9%	-30
	Show Cause	SC	189	▲	+3.8%	+7
	Civil Violation	CV	127	▲	+144.2%	+75
	<b>Total</b>			<b>3,869</b>	<b>▲</b>	<b>21.7%</b>
<b>Traffic</b>	Infraction	I	10,156	▲	+18.1%	+1,560
	Misdemeanor	M	1,810	▲	+26.7%	+381
	Felony	F	43	▲	+79.2%	+19
	Restricted Operators License	RL	21	▲	+162.5%	+13
	Show Cause	SC	19	▼	-38.7%	-12
	Capias	CA	18	▼	-41.9%	-13
	Other	O	13	▲	+160.0%	+8
	Civil Violation	CV	8	▲	+166.7%	+5
<b>Total</b>			<b>12,088</b>	<b>▲</b>	<b>19.4%</b>	<b>+1,961</b>
<b>Civil</b>	Warrant in Debt	WD	1,412	▲	+40.8%	+409
	Garnishment	GA	1,233	▲	+5.2%	+61
	Unlawful Detainer	UD	875	▲	+35.0%	+227
	Admin License	AL	220	▲	+12.8%	+25
	Other	OT	176	▲	+29.4%	+40
	Preliminary Protective Order	PP	89	▲	+18.7%	+14
	Protective Order	PO	79	▲	+46.3%	+25
	Detinue	DT	69	▼	-8.0%	-6
	Bond Forfeiture	BF	61	▼	-3.2%	-2
	Abstract	AJ	53	▲	+47.2%	+17
	Interrogatory	IN	35	▼	-44.4%	-28
	Impoundment	IM	23	↔		-
	Show Cause	SC	21	▼	-40.0%	-14
	Tenants Assertion	TA	5	▼	-61.5%	-8
	Motion for Judgment	MJ	4	▲	+300.0%	+3
	Petition-Restore Arms	PR	4	▲	+33.3%	+1
	Counter Claim	CC	2	▼	-33.3%	-1
	Capias	CA	1	▼	-50.0%	-1
	Overweight	OC	1	▲	-	+1
	Restricted Operators License	RL	1	▲	-	+1
Third Party Claim	TH	1	▲	-	+1	
<b>Total</b>			<b>4,365</b>	<b>▲</b>	<b>21.3%</b>	<b>+765</b>
<b>Civil Commitments</b>	Mental Commitment	MC	343	▲	+31.9%	+83
	Temporary Detention Order	TD	263	▲	+4.4%	+11
	Emergency Custody Order	EC	114	▲	+5.6%	+6
	Other	OT	81	▲	+17.4%	+12
	Medical Emergency Temporary Detention Order	MT	15	▲	+114.3%	+8
	Medical Emergency Custody Order	ME	1	▲	-	+1
<b>Total</b>			<b>817</b>	<b>▲</b>	<b>17.4%</b>	<b>+121</b>
<b>GRAND TOTAL</b>			<b>21,139</b>	<b>▲</b>	20.1%	+3,536

\* Compared to same time period as previous year



\*\* Case Type Categories are defined in the 2017 Virginia Judicial Workload Assessment

**Filings by Major Case Category\*\***

Category	Summary	Change	% Change	Absolute Change
Felony	953	▲	+23.8%	+183
Garnishment	1,268	▼	+2.7%	+33
General Civil	1,503	▲	+37.1%	+407
Infraction/Civil Violation	10,305	▲	+19.1%	+1,649
Involuntary Civil Commitments	81	▲	+17.4%	+12
Landlord /Tenant	880	▼	+33.1%	+219
Misdemeanor	4,252	▲	+25.7%	+868
Other	1,729	▲	+7.9%	+126
Protective Orders	168	▲	+30.2%	+39
<b>GRAND TOTAL</b>	<b>21,139</b>	▲	20.1%	+3,536

\* Compared to same time period as previous year

\*\* Case Type Categories are defined in the 2017 Virginia Judicial Workload Assessment  
 Source: SCV-SQL-Information

2023 Overall GRAND TOTAL		Distribution of Caseload			Change*		Percentage (%) of Caseload		
<b>15,361</b>	+1,761	<b>Criminal</b>	2,538	17%	14.6% ▲	+324	<b>Criminal</b>	2022	2023
		<b>Traffic</b>	10,302	67%	12.4% ▲	+1,140	<b>Traffic</b>	16.3%	16.5%
		<b>Civil</b>	2,143	14%	16.6% ▲	+305	<b>Civil</b>	67.4%	67.1%
		<b>Civil Commitments</b>	378	2%	-2.1% ▼	-8	<b>Civil Commitments</b>	13.5%	14.0%
		<b>GRAND TOTAL</b>	<b>15,361</b>	100%	12.9% ▲	+1,761	<b>GRAND TOTAL</b>	2.8%	2.5%
							<b>GRAND TOTAL</b>	100%	100%

**Filings by Division & Code**

Division	Case Type Description	Code	Summary	Change	% Change	Absolute Change
<b>Criminal</b>	Misdemeanor	M	1,563	▲	+25.0%	+313
	Felony	F	481	▲	+1.9%	+9
	Show Cause	SC	240	▼	-5.9%	-15
	Capias	CA	214	▲	+5.9%	+12
	Civil Violation	CV	39	▲	+11.4%	+4
	Motion	MO	1	▲	-	+1
	<b>Total</b>			<b>2,538</b>	<b>▲</b>	<b>14.6%</b>
<b>Traffic</b>	Infraction	I	8,840	▲	+16.4%	+1,248
	Misdemeanor	M	1,429	▼	-6.0%	-91
	Felony	F	14	↔	-	-
	Capias	CA	7	↔	-	-
	Restricted Operators License	RL	7	▼	-36.4%	-4
	Show Cause	SC	5	▼	-58.3%	-7
	Civil Violation	CV	0	▼	-100.0%	-3
	Motion	MO	0	▼	-100.0%	-3
<b>Total</b>			<b>10,302</b>	<b>▲</b>	<b>12.4%</b>	<b>+1,140</b>
<b>Civil</b>	Warrant in Debt	WD	808	▲	+21.0%	+140
	Unlawful Detainer	UD	396	▲	+22.2%	+72
	Garnishment	GA	392	▲	+6.8%	+25
	Other	OT	172	▲	+24.6%	+34
	Preliminary Protective Order	PP	93	▲	+20.8%	+16
	Protective Order	PO	78	▼	-2.5%	-2
	Detinue	DT	58	▲	+56.8%	+21
	Bond Forfeiture	BF	53	▲	+32.5%	+13
	Show Cause	SC	29	▼	-12.1%	-4
	Admin License	AL	27	▼	-3.6%	-1
	Interrogatory	IN	16	▼	-44.8%	-13
	Petition-Restore Arms	PR	6	▲	+100.0%	+3
	Tenants Assertion	TA	4	↔	-	-
	Abstract	AJ	3	▼	-62.5%	-5
	Capias	CA	3	▲	-	+3
	Impoundment	IM	3	▲	+50.0%	+1
	Overweight	OC	1	▲	-	+1
Restricted Operators License	RL	1	▲	-	+1	
<b>Total</b>			<b>2,143</b>	<b>▲</b>	<b>16.6%</b>	<b>+305</b>
<b>Civil Commitments</b>	Temporary Detention Order	TD	127	▲	+11.4%	+13
	Mental Commitment	MC	124	▼	-24.4%	-40
	Emergency Custody Order	EC	110	▲	+20.9%	+19
	Other	OT	14	▼	-12.5%	-2
	Medical Emergency Temporary Detention Order	MT	2	▲	+100.0%	+1
	Medical Emergency Custody Order	ME	1	▲	-	+1
<b>Total</b>			<b>378</b>	<b>▼</b>	<b>-2.1%</b>	<b>-8</b>
<b>GRAND TOTAL</b>			<b>15,361</b>	<b>▲</b>	<b>12.9%</b>	<b>+1,761</b>

**Filings by Major Case Category\*\***

Category	Summary	Change	% Change	Absolute Change
Felony	495	▲	+1.9%	+9
Garnishment	408	▼	+3.0%	+12

\* Compared to same time period as previous year

\*\* Case Type Categories are defined in the 2017 Virginia Judicial Workload Assessment

**CPSS - GCMS CASELOAD STATISTICS OF THE GENERAL DISTRICT COURTS**  
 January 2023 thru December 2023 Filings (Compared to January 2022 thru December 2022)

General Civil	880	▲	+22.9%	+164
Infraction/Civil Violation	8,880	▲	+16.4%	+1,250
Involuntary Civil Commitments	14	▼	-12.5%	-2
Landlord /Tenant	400	▲	+22.0%	+72
Misdemeanor	3,000	▲	+7.9%	+219
Other	1,113	▲	+2.1%	+23
Protective Orders	171	▲	+8.9%	+14
<b>GRAND TOTAL</b>	<b>15,361</b>	▲	12.9%	+1,761

\* Compared to same time period as previous year

\*\* Case Type Categories are defined in the 2017 Virginia Judicial Workload Assessment  
 Source: SCV-SQL-Information

2023 Overall GRAND TOTAL		Distribution of Caseload			Change*		Percentage (%) of Caseload			
2023	3,457	+447	<b>Criminal</b>	703	20%	-18.0% ▼	-154	<b>Criminal</b>	28.5%	20.3%
			<b>Traffic</b>	1,678	49%	36.8% ▲	+451	<b>Traffic</b>	40.8%	48.5%
2022			<b>Civil</b>	980	28%	19.2% ▲	+158	<b>Civil</b>	27.3%	28.3%
			<b>Civil Commitments</b>	96	3%	-7.7% ▼	-8	<b>Civil Commitments</b>	3.5%	2.8%
			<b>GRAND TOTAL</b>	<b>3,457</b>	100%	14.9% ▲	+447	<b>GRAND TOTAL</b>	100%	100%

Filings by Division & Code

Division	Case Type Description	Code	Summary	Change	% Change	Absolute Change
<b>Criminal</b>	Misdemeanor	M	505	▼	-23.1%	-152
	Felony	F	86	▲	+62.3%	+33
	Show Cause	SC	72	▼	-34.5%	-38
	Civil Violation	CV	27	▲	+35.0%	+7
	Capias	CA	12	▼	-29.4%	-5
	Restricted Operators License	RL	1	▲	-	+1
	<b>Total</b>			<b>703</b>	▼	<b>-18.0%</b>
<b>Traffic</b>	Infraction	I	1,317	▲	+35.6%	+346
	Misdemeanor	M	339	▲	+40.1%	+97
	Restricted Operators License	RL	9	↔	-	-
	Civil Violation	CV	4	▲	+300.0%	+3
	Felony	F	4	▲	+100.0%	+2
	Capias	CA	3	▲	-	+3
	Show Cause	SC	2	↔	-	-
<b>Total</b>			<b>1,678</b>	▲	<b>36.8%</b>	<b>+451</b>
<b>Civil</b>	Warrant in Debt	WD	302	▼	-8.5%	-28
	Unlawful Detainer	UD	290	▲	+79.0%	+128
	Garnishment	GA	159	▲	+57.4%	+58
	Admin License	AL	61	▼	-11.6%	-8
	Other	OT	61	▲	+1.7%	+1
	Preliminary Protective Order	PP	46	▲	+9.5%	+4
	Protective Order	PO	38	▼	-2.6%	-1
	Show Cause	SC	11	▲	+120.0%	+6
	Interrogatory	IN	7	▼	-12.5%	-1
	Bond Forfeiture	BF	2	▲	+100.0%	+1
	Tenants Assertion	TA	2	▲	-	+2
	Abstract	AJ	1	↔	-	-
	Capias	CA	0	▼	-100.0%	-1
	Impoundment	IM	0	▼	-100.0%	-3
<b>Total</b>			<b>980</b>	▲	<b>19.2%</b>	<b>+158</b>
<b>Civil Commitments</b>	Temporary Detention Order	TD	66	▼	-20.5%	-17
	Emergency Custody Order	EC	26	▲	+23.8%	+5
	Mental Commitment	MC	3	▲	-	+3
	Other	OT	1	▲	-	+1
<b>Total</b>			<b>96</b>	▼	<b>-7.7%</b>	<b>-8</b>
<b>GRAND TOTAL</b>			<b>3,457</b>	▲	14.9%	+447

Filings by Major Case Category\*\*

Category	Summary	Change	% Change	Absolute Change
Felony	90	▲	+63.6%	+35
Garnishment	166	▲	+52.3%	+57
General Civil	303	▼	-8.5%	-28
Infraction/Civil Violation	1,348	▲	+35.9%	+356
Involuntary Civil Commitments	1	▲	-	+1
Landlord /Tenant	292	▲	+80.2%	+130
Misdemeanor	854	▲	-5.9%	-54
Other	319	▲	-14.2%	-53

\* Compared to same time period as previous year

\*\* Case Type Categories are defined in the 2017 Virginia Judicial Workload Assessment

Source: SCV-SQL-Information



**CPSS - GCMS CASELOAD STATISTICS OF THE GENERAL DISTRICT COURTS**  
 January 2023 thru December 2023 Filings (Compared to January 2022 thru December 2022)

Protective Orders	84	▲	+3.7%	+3
<b>GRAND TOTAL</b>	<b>3,457</b>	▲	14.9%	+447

\* Compared to same time period as previous year

\*\* Case Type Categories are defined in the 2017 Virginia Judicial Workload Assessment  
 Source: SCV-SQL-Information



2023 Overall GRAND TOTAL		Distribution of Caseload			Change*		Percentage (%) of Caseload		
<b>17,097</b>	+2,487	<b>Criminal</b>	1,745	10%	10.2% ▲	+162	<b>Criminal</b>	2022	2023
		<b>Traffic</b>	13,356	78%	17.8% ▲	+2,015	<b>Traffic</b>	10.8%	10.2%
		<b>Civil</b>	1,786	10%	17.3% ▲	+264	<b>Civil</b>	77.6%	78.1%
		<b>Civil Commitments</b>	210	1%	28.0% ▲	+46	<b>Civil Commitments</b>	10.4%	10.4%
		<b>GRAND TOTAL</b>	<b>17,097</b>	100%	17.0% ▲	+2,487	<b>GRAND TOTAL</b>	1.1%	1.2%
							<b>GRAND TOTAL</b>	100%	100%

Filings by Division & Code

Division	Case Type Description	Code	Summary	Change	% Change	Absolute Change
<b>Criminal</b>	Misdemeanor	M	1,124	▲	+19.6%	+184
	Felony	F	362	▼	-9.3%	-37
	Capias	CA	147	▼	-2.6%	-4
	Show Cause	SC	70	↔		-
	Civil Violation	CV	40	▲	+81.8%	+18
	Restricted Operators License	RL	2	▲	+100.0%	+1
	<b>Total</b>			<b>1,745</b>	<b>▲</b>	<b>10.2%</b>
<b>Traffic</b>	Infraction	I	11,410	▲	+18.8%	+1,806
	Misdemeanor	M	1,867	▲	+13.3%	+219
	Capias	CA	25	▼	-28.6%	-10
	Show Cause	SC	24	▲	+41.2%	+7
	Civil Violation	CV	16	▲	+300.0%	+12
	Felony	F	13	▼	-51.9%	-14
	Restricted Operators License	RL	1	▼	-83.3%	-5
<b>Total</b>			<b>13,356</b>	<b>▲</b>	<b>17.8%</b>	<b>+2,015</b>
<b>Civil</b>	Warrant in Debt	WD	705	▲	+3.2%	+22
	Garnishment	GA	482	▲	+39.7%	+137
	Unlawful Detainer	UD	184	▲	+13.6%	+22
	Other	OT	133	▲	+41.5%	+39
	Preliminary Protective Order	PP	65	▲	+54.8%	+23
	Protective Order	PO	65	▲	+51.2%	+22
	Detinue	DT	46	▲	+155.6%	+28
	Admin License	AL	38	▲	+111.1%	+20
	Bond Forfeiture	BF	33	▼	-48.4%	-31
	Show Cause	SC	8	↔		-
	Abstract	AJ	5	▼	-37.5%	-3
	Impoundment	IM	5	▼	-61.5%	-8
	Interrogatory	IN	5	▼	-61.5%	-8
	Motion for Judgment	MJ	4	↔		-
	Petition-Restore Arms	PR	4	▲	+100.0%	+2
	Tenants Assertion	TA	3	▲	+50.0%	+1
	Counter Claim	CC	1	↔		-
	Capias	CA	0	▼	-100.0%	-1
	Overweight	OC	0	▼	-100.0%	-1
<b>Total</b>			<b>1,786</b>	<b>▲</b>	<b>17.3%</b>	<b>+264</b>
<b>Civil Commitments</b>	Temporary Detention Order	TD	119	▲	+20.2%	+20
	Emergency Custody Order	EC	91	▲	+40.0%	+26
<b>Total</b>			<b>210</b>	<b>▲</b>	<b>28.0%</b>	<b>+46</b>
<b>GRAND TOTAL</b>			<b>17,097</b>	<b>▲</b>	<b>17.0%</b>	<b>+2,487</b>

Filings by Major Case Category\*\*

Category	Summary	Change	% Change	Absolute Change
Felony	375	▼	-12.0%	-51
Garnishment	487	▼	+36.0%	+129
General Civil	764	▲	+7.3%	+52
Infraction/Civil Violation	11,466	▲	+19.1%	+1,835
Landlord /Tenant	187	▲	+14.0%	+23
Misdemeanor	2,994	▲	+15.4%	+399

\* Compared to same time period as previous year



\*\* Case Type Categories are defined in the 2017 Virginia Judicial Workload Assessment

**CPSS - GCMS CASELOAD STATISTICS OF THE GENERAL DISTRICT COURTS**  
 January 2023 thru December 2023 Filings (Compared to January 2022 thru December 2022)

Other	694	▼	+8.6%	+55
Protective Orders	130	▲	+52.9%	+45
<b>GRAND TOTAL</b>	<b>17,097</b>	▲	17.0%	+2,487

\* Compared to same time period as previous year

\*\* Case Type Categories are defined in the 2017 Virginia Judicial Workload Assessment  
 Source: SCV-SQL-Information

2023 Overall GRAND TOTAL		Distribution of Caseload			Change*		Percentage (%) of Caseload		
<b>10,897</b>	+2,921	<b>Criminal</b>	2,224	20%	32.3% ▲	+543	<b>Criminal</b>	2022	2023
		<b>Traffic</b>	6,631	61%	40.5% ▲	+1,911	<b>Traffic</b>	21.1%	20.4%
2023 		<b>Civil</b>	1,513	14%	30.0% ▲	+349	<b>Civil</b>	59.2%	60.9%
2022 		<b>Civil Commitments</b>	529	5%	28.7% ▲	+118	<b>Civil Commitments</b>	14.6%	13.9%
		<b>GRAND TOTAL</b>	<b>10,897</b>	100%	36.6% ▲	+2,921	<b>GRAND TOTAL</b>	5.2%	4.9%
							<b>GRAND TOTAL</b>	100%	100%

Filings by Division & Code

Division	Case Type Description	Code	Summary	Change	% Change	Absolute Change
<b>Criminal</b>	Misdemeanor	M	1,180	▲	+35.2%	+307
	Felony	F	678	▲	+31.4%	+162
	Capias	CA	282	▲	+30.0%	+65
	Civil Violation	CV	44	▲	+51.7%	+15
	Show Cause	SC	40	▼	-13.0%	-6
	<b>Total</b>			<b>2,224</b>	<b>▲</b>	<b>32.3%</b>
<b>Traffic</b>	Infraction	I	5,513	▲	+45.4%	+1,721
	Misdemeanor	M	1,061	▲	+20.7%	+182
	Capias	CA	33	▲	+32.0%	+8
	Felony	F	14	▼	-30.0%	-6
	Civil Violation	CV	5	▲	+400.0%	+4
	Show Cause	SC	5	▲	+66.7%	+2
<b>Total</b>			<b>6,631</b>	<b>▲</b>	<b>40.5%</b>	<b>+1,911</b>
<b>Civil</b>	Warrant in Debt	WD	436	▲	+22.5%	+80
	Unlawful Detainer	UD	393	▲	+57.2%	+143
	Garnishment	GA	244	▲	+10.4%	+23
	Other	OT	120	▲	+33.3%	+30
	Preliminary Protective Order	PP	76	▲	+85.4%	+35
	Bond Forfeiture	BF	75	▼	-33.0%	-37
	Protective Order	PO	69	▲	+91.7%	+33
	Admin License	AL	39	▲	+30.0%	+9
	Detinue	DT	21	▲	+110.0%	+11
	Impoundment	IM	19	▲	+1,800.0%	+18
	Show Cause	SC	8	▼	-27.3%	-3
	Abstract	AJ	5	▲	+66.7%	+2
	Overweight	OC	4	▲	-	+4
	Restricted Operators License	RL	2	↔	-	-
	Counter Claim	CC	1	▲	-	+1
	Interrogatory	IN	1	↔	-	-
<b>Total</b>			<b>1,513</b>	<b>▲</b>	<b>30.0%</b>	<b>+349</b>
<b>Civil Commitments</b>	Mental Commitment	MC	425	▲	+16.8%	+61
	Temporary Detention Order	TD	72	▲	+278.9%	+53
	Emergency Custody Order	EC	27	▲	+3.8%	+1
	Other	OT	5	▲	+150.0%	+3
<b>Total</b>			<b>529</b>	<b>▲</b>	<b>28.7%</b>	<b>+118</b>
<b>GRAND TOTAL</b>			<b>10,897</b>	<b>▲</b>	<b>36.6%</b>	<b>+2,921</b>

Filings by Major Case Category\*\*

Category	Summary	Change	% Change	Absolute Change
Felony	692	▲	+29.1%	+156
Garnishment	245	▲	+10.4%	+23
General Civil	460	▲	+24.7%	+91
Infraction/Civil Violation	5,566	▲	+45.6%	+1,744
Involuntary Civil Commitments	5	▲	+150.0%	+3
Landlord /Tenant	393	▲	+57.2%	+143
Misdemeanor	2,243	▲	+27.9%	+489
Other	1,148	▲	+21.6%	+204

\* Compared to same time period as previous year



\*\* Case Type Categories are defined in the 2017 Virginia Judicial Workload Assessment

**CPSS - GCMS CASELOAD STATISTICS OF THE GENERAL DISTRICT COURTS**  
 January 2023 thru December 2023 Filings (Compared to January 2022 thru December 2022)

Protective Orders	145	▲	+88.3%	+68
<b>GRAND TOTAL</b>	<b>10,897</b>	▲	36.6%	+2,921

\* Compared to same time period as previous year

\*\* Case Type Categories are defined in the 2017 Virginia Judicial Workload Assessment  
 Source: SCV-SQL-Information

2023 Overall GRAND TOTAL		Distribution of Caseload			Change*		Percentage (%) of Caseload		
<b>20,268</b>	+6,260	<b>Criminal</b>	1,685	8%	13.4% ▲	+199	<b>Criminal</b>	2022	2023
		<b>Traffic</b>	15,735	78%	59.7% ▲	+5,881	<b>Traffic</b>	10.6%	8.3%
		<b>Civil</b>	1,626	8%	14.7% ▲	+208	<b>Civil</b>	70.3%	77.6%
		<b>Civil Commitments</b>	1,222	6%	-2.2% ▼	-28	<b>Civil Commitments</b>	10.1%	8.0%
		<b>GRAND TOTAL</b>	<b>20,268</b>	100%	44.7% ▲	+6,260	<b>GRAND TOTAL</b>	100%	100%

**Filings by Division & Code**

Division	Case Type Description	Code	Summary	Change	% Change	Absolute Change
<b>Criminal</b>	Misdemeanor	M	1,080	▲	+18.3%	+167
	Felony	F	352	▲	+25.3%	+71
	Capias	CA	192	▲	+6.7%	+12
	Show Cause	SC	34	▼	-59.5%	-50
	Civil Violation	CV	27	▼	-3.6%	-1
	<b>Total</b>			<b>1,685</b>	<b>▲</b>	<b>13.4%</b>
<b>Traffic</b>	Infraction	I	12,256	▲	+69.0%	+5,006
	Misdemeanor	M	3,293	▲	+34.6%	+847
	Capias	CA	128	▲	+17.4%	+19
	Show Cause	SC	45	▲	+4.7%	+2
	Felony	F	10	▲	+66.7%	+4
	Civil Violation	CV	3	▲	-	+3
	<b>Total</b>			<b>15,735</b>	<b>▲</b>	<b>59.7%</b>
<b>Civil</b>	Garnishment	GA	539	▲	+24.5%	+106
	Warrant in Debt	WD	539	▲	+3.3%	+17
	Unlawful Detainer	UD	209	▲	+4.5%	+9
	Other	OT	138	▲	+36.6%	+37
	Preliminary Protective Order	PP	57	▲	+39.0%	+16
	Protective Order	PO	49	▲	+14.0%	+6
	Admin License	AL	32	▲	+6.7%	+2
	Detinue	DT	22	▲	+4.8%	+1
	Impoundment	IM	13	▲	+333.3%	+10
	Abstract	AJ	10	▲	+42.9%	+3
	Petition-Restore Arms	PR	6	▲	+100.0%	+3
	Show Cause	SC	5	▲	+66.7%	+2
	Overweight	OC	3	↔	-	-
	Interrogatory	IN	2	▲	-	+2
	Restricted Operators License	RL	1	▲	-	+1
	Tenants Assertion	TA	1	▼	-66.7%	-2
	Bond Forfeiture	BF	0	▼	-100.0%	-2
	Motion for Judgment	MJ	0	▼	-100.0%	-3
<b>Total</b>			<b>1,626</b>	<b>▲</b>	<b>14.7%</b>	<b>+208</b>
<b>Civil Commitments</b>	Mental Commitment	MC	943	▼	-9.2%	-95
	Temporary Detention Order	TD	118	▲	+34.1%	+30
	Other	OT	93	▲	+19.2%	+15
	Emergency Custody Order	EC	66	▲	+43.5%	+20
	Medical Emergency Temporary Detention Order	MT	1	▲	-	+1
	Petition	PT	1	▲	-	+1
<b>Total</b>			<b>1,222</b>	<b>▼</b>	<b>-2.2%</b>	<b>-28</b>
<b>GRAND TOTAL</b>			<b>20,268</b>	<b>▲</b>	<b>44.7%</b>	<b>+6,260</b>

**Filings by Major Case Category\*\***

Category	Summary	Change	% Change	Absolute Change
Felony	362	▲	+26.1%	+75
Garnishment	541	▲	+24.9%	+108
General Civil	571	▲	+3.6%	+20
Infraction/Civil Violation	12,289	▲	+68.8%	+5,008
Involuntary Civil Commitments	94	▲	+20.5%	+16

\* Compared to same time period as previous year

\*\* Case Type Categories are defined in the 2017 Virginia Judicial Workload Assessment

**CPSS - GCMS CASELOAD STATISTICS OF THE GENERAL DISTRICT COURTS**  
 January 2023 thru December 2023 Filings (Compared to January 2022 thru December 2022)

Landlord /Tenant	210	▼	+3.4%	+7
Misdemeanor	4,374	▲	+30.2%	+1,015
Other	1,721	▲	-0.6%	-11
Protective Orders	106	▲	+26.2%	+22
<b>GRAND TOTAL</b>	<b>20,268</b>	▲	44.7%	+6,260

\* Compared to same time period as previous year

\*\* Case Type Categories are defined in the 2017 Virginia Judicial Workload Assessment  
 Source: SCV-SQL-Information

2023 Overall GRAND TOTAL		Distribution of Caseload			Change*		Percentage (%) of Caseload		
<b>22,262</b>	+2,811	<b>Criminal</b>	2,506	11%	-13.9% ▼	-405	<b>Criminal</b>	2022	2023
		<b>Traffic</b>	17,120	77%	19.8% ▲	+2,833	<b>Traffic</b>	15.0%	11.3%
2023		<b>Civil</b>	2,243	10%	16.4% ▲	+316	<b>Civil</b>	73.5%	76.9%
2022		<b>Civil Commitments</b>	393	2%	20.6% ▲	+67	<b>Civil</b>	9.9%	10.1%
		<b>GRAND TOTAL</b>	<b>22,262</b>	100%	14.5% ▲	+2,811	<b>Civil Commitments</b>	1.7%	1.8%
							<b>GRAND TOTAL</b>	100%	100%

Filings by Division & Code

Division	Case Type Description	Code	Summary	Change	% Change	Absolute Change
<b>Criminal</b>	Misdemeanor	M	1,263	▼	-7.9%	-109
	Felony	F	810	▼	-12.9%	-120
	Capias	CA	266	▼	-33.2%	-132
	Show Cause	SC	137	▼	-28.3%	-54
	Civil Violation	CV	30	▲	+50.0%	+10
	<b>Total</b>			<b>2,506</b>	▼	<b>-13.9%</b>
<b>Traffic</b>	Infraction	I	15,021	▲	+20.9%	+2,600
	Misdemeanor	M	2,037	▲	+15.4%	+272
	Felony	F	30	▼	-26.8%	-11
	Capias	CA	16	▼	-57.9%	-22
	Show Cause	SC	11	▼	-38.9%	-7
	Civil Violation	CV	4	↔	-	-
	Restricted Operators License	RL	1	▲	-	+1
	<b>Total</b>			<b>17,120</b>	▲	<b>19.8%</b>
<b>Civil</b>	Warrant in Debt	WD	777	▲	+17.7%	+117
	Garnishment	GA	701	▲	+30.8%	+165
	Unlawful Detainer	UD	252	▼	-1.2%	-3
	Other	OT	196	▲	+1.0%	+2
	Preliminary Protective Order	PP	96	▲	+1.1%	+1
	Protective Order	PO	88	▼	-2.2%	-2
	Abstract	AJ	37	▲	+362.5%	+29
	Admin License	AL	33	▼	-2.9%	-1
	Impoundment	IM	19	▲	+216.7%	+13
	Detinue	DT	17	▼	-19.0%	-4
	Bond Forfeiture	BF	5	▼	-28.6%	-2
	Show Cause	SC	5	▲	+25.0%	+1
	Interrogatory	IN	4	▼	-20.0%	-1
	Tenants Assertion	TA	4	▲	+100.0%	+2
	Overweight	OC	3	↔	-	-
	Petition-Restore Arms	PR	2	▼	-66.7%	-4
	Restricted Operators License	RL	2	▲	+100.0%	+1
	Capias	CA	1	▲	-	+1
	Motion for Judgment	MJ	1	▲	-	+1
<b>Total</b>			<b>2,243</b>	▲	<b>16.4%</b>	<b>+316</b>
<b>Civil Commitments</b>	Temporary Detention Order	TD	201	▲	+11.0%	+20
	Emergency Custody Order	EC	189	▲	+35.0%	+49
	Medical Emergency Temporary Detention Order	MT	3	▲	+200.0%	+2
	Medical Emergency Custody Order	ME	0	▼	-100.0%	-1
	Mental Commitment	MC	0	▼	-100.0%	-3
<b>Total</b>			<b>393</b>	▲	<b>20.6%</b>	<b>+67</b>
<b>GRAND TOTAL</b>			<b>22,262</b>	▲	14.5%	+2,811

Filings by Major Case Category\*\*

Category	Summary	Change	% Change	Absolute Change
Felony	840	▼	-13.5%	-131
Garnishment	705	▲	+30.3%	+164
General Civil	804	▲	+15.9%	+110
Infraction/Civil Violation	15,058	▲	+21.0%	+2,610

\* Compared to same time period as previous year

\*\* Case Type Categories are defined in the 2017 Virginia Judicial Workload Assessment

**CPSS - GCMS CASELOAD STATISTICS OF THE GENERAL DISTRICT COURTS**  
 January 2023 thru December 2023 Filings (Compared to January 2022 thru December 2022)

**Washington**

District: 28 FIPS: 191

Landlord /Tenant	256	▲	-0.4%	-1
Misdemeanor	3,303	▲	+5.3%	+165
Other	1,112	▲	-8.6%	-105
Protective Orders	184	▼	-0.5%	-1
<b>GRAND TOTAL</b>	<b>22,262</b>	▲	14.5%	+2,811

\* Compared to same time period as previous year

\*\* Case Type Categories are defined in the 2017 Virginia Judicial Workload Assessment  
 Source: SCV-SQL-Information



2023 Overall GRAND TOTAL		Distribution of Caseload			Change*		Percentage (%) of Caseload		
<b>4,960</b>	-729	<b>Criminal</b>	989	20%	-18.1% ▼	-218	<b>Criminal</b>	2022	2023
		<b>Traffic</b>	2,624	53%	-1.5% ▼	-40	<b>Traffic</b>	21.2%	19.9%
2023		<b>Civil</b>	1,290	26%	-27.3% ▼	-485	<b>Civil</b>	46.8%	52.9%
2022		<b>Civil Commitments</b>	57	1%	32.6% ▲	+14	<b>Civil Commitments</b>	31.2%	26.0%
		<b>GRAND TOTAL</b>	<b>4,960</b>	100%	-12.8% ▼	-729	<b>GRAND TOTAL</b>	0.8%	1.1%
							<b>GRAND TOTAL</b>	100%	100%

Filings by Division & Code

Division	Case Type Description	Code	Summary	Change	% Change	Absolute Change
<b>Criminal</b>	Misdemeanor	M	531	▼	-14.4%	-89
	Felony	F	240	▼	-27.1%	-89
	Capias	CA	110	▼	-39.2%	-71
	Show Cause	SC	74	▲	+64.4%	+29
	Civil Violation	CV	34	▲	+6.3%	+2
	<b>Total</b>			<b>989</b>	▼	<b>-18.1%</b>
<b>Traffic</b>	Infraction	I	2,017	▼	-7.5%	-164
	Misdemeanor	M	402	▼	-1.2%	-5
	Show Cause	SC	144	▲	+928.6%	+130
	Capias	CA	53	▼	-5.4%	-3
	Felony	F	7	▲	+16.7%	+1
	Restricted Operators License	RL	1	▲	-	+1
	<b>Total</b>			<b>2,624</b>	▼	<b>-1.5%</b>
<b>Civil</b>	Warrant in Debt	WD	699	▼	-35.4%	-383
	Garnishment	GA	304	▼	-29.3%	-126
	Other	OT	86	▲	+45.8%	+27
	Preliminary Protective Order	PP	42	▲	+35.5%	+11
	Protective Order	PO	42	▲	+425.0%	+34
	Bond Forfeiture	BF	33	▼	-42.1%	-24
	Unlawful Detainer	UD	31	▼	-18.4%	-7
	Admin License	AL	13	▼	-38.1%	-8
	Impoundment	IM	10	▼	-9.1%	-1
	Show Cause	SC	10	↔	-	-
	Abstract	AJ	9	▲	+200.0%	+6
	Detinue	DT	7	▼	-22.2%	-2
	Overweight	OC	4	▼	-63.6%	-7
	Interrogatory	IN	0	▼	-100.0%	-2
	Motion for Judgment	MJ	0	▼	-100.0%	-2
	Petition-Restore Arms	PR	0	▼	-100.0%	-1
<b>Total</b>			<b>1,290</b>	▼	<b>-27.3%</b>	<b>-485</b>
<b>Civil Commitments</b>	Temporary Detention Order	TD	35	▲	+25.0%	+7
	Emergency Custody Order	EC	22	▲	+57.1%	+8
	Mental Commitment	MC	0	▼	-100.0%	-1
	<b>Total</b>			<b>57</b>	▲	<b>32.6%</b>
<b>GRAND TOTAL</b>			<b>4,960</b>	▼	<b>-12.8%</b>	<b>-729</b>

Filings by Major Case Category\*\*



Category	Summary	Change	% Change	Absolute Change
Felony	247	▼	-26.3%	-88
Garnishment	304	▼	-29.6%	-128
General Civil	710	▲	-35.2%	-385
Infraction/Civil Violation	2,055	▼	-7.6%	-169
Landlord /Tenant	31	▼	-18.4%	-7
Misdemeanor	934	▲	-9.1%	-93
Other	595	▲	+19.2%	+96
Protective Orders	84	▲	+115.4%	+45
<b>GRAND TOTAL</b>	<b>4,960</b>	▼	<b>-12.8%</b>	<b>-729</b>

\* Compared to same time period as previous year

\*\* Case Type Categories are defined in the 2017 Virginia Judicial Workload Assessment

\* Compared to same time period as previous year

\*\* Case Type Categories are defined in the 2017 Virginia Judicial Workload Assessment  
Source: SCV-SQL-Information

2023 Overall GRAND TOTAL		Distribution of Caseload			Change*		Percentage (%) of Caseload		
<b>2,670</b>	-292	<b>Criminal</b>	656	25%	-22.1% ▼	-186	<b>Criminal</b>	2022 28.4%	2023 24.6%
		<b>Traffic</b>	1,243	47%	-8.5% ▼	-116	<b>Traffic</b>	45.9%	46.6%
		<b>Civil</b>	596	22%	1.0% ▲	+6	<b>Civil</b>	19.9%	22.3%
		<b>Civil Commitments</b>	175	7%	2.3% ▲	+4	<b>Civil Commitments</b>	5.8%	6.6%
		<b>GRAND TOTAL</b>	<b>2,670</b>	100%	-9.9% ▼	-292	<b>GRAND TOTAL</b>	100%	100%

Filings by Division & Code

Division	Case Type Description	Code	Summary	Change	% Change	Absolute Change
<b>Criminal</b>	Misdemeanor	M	364	▼	-12.3%	-51
	Felony	F	196	▼	-32.2%	-93
	Capias	CA	66	▼	-35.9%	-37
	Show Cause	SC	17	▼	-29.2%	-7
	Civil Violation	CV	12	▲	+9.1%	+1
	Restricted Operators License	RL	1	▲	-	+1
	<b>Total</b>			<b>656</b>	▼	<b>-22.1%</b>
<b>Traffic</b>	Infraction	I	1,005	▼	-5.9%	-63
	Misdemeanor	M	212	▼	-19.4%	-51
	Capias	CA	22	▲	+15.8%	+3
	Felony	F	2	▼	-33.3%	-1
	Show Cause	SC	2	▲	+100.0%	+1
	Restricted Operators License	RL	0	▼	-100.0%	-5
	<b>Total</b>			<b>1,243</b>	▼	<b>-8.5%</b>
<b>Civil</b>	Warrant in Debt	WD	242	▲	+3.4%	+8
	Garnishment	GA	127	▼	-15.3%	-23
	Other	OT	66	▲	+65.0%	+26
	Unlawful Detainer	UD	39	▲	+50.0%	+13
	Impoundment	IM	37	▲	+94.7%	+18
	Protective Order	PO	31	▲	+158.3%	+19
	Preliminary Protective Order	PP	20	▲	+53.8%	+7
	Detinue	DT	14	▲	+180.0%	+9
	Admin License	AL	11	▼	-31.3%	-5
	Show Cause	SC	8	▼	-87.3%	-55
	Interrogatory	IN	1	↔	-	-
	Bond Forfeiture	BF	0	▼	-100.0%	-10
	Capias	CA	0	▼	-100.0%	-1
<b>Total</b>			<b>596</b>	▲	<b>1.0%</b>	<b>+6</b>
<b>Civil Commitments</b>	Mental Commitment	MC	81	▼	-12.9%	-12
	Temporary Detention Order	TD	58	▲	+26.1%	+12
	Emergency Custody Order	EC	31	▲	+72.2%	+13
	Other	OT	5	▼	-61.5%	-8
	Medical Emergency Temporary Detention Order	MT	0	▼	-100.0%	-1
<b>Total</b>			<b>175</b>	▲	<b>2.3%</b>	<b>+4</b>
<b>GRAND TOTAL</b>			<b>2,670</b>	▼	-9.9%	-292

Filings by Major Case Category\*\*

Category	Summary	Change	% Change	Absolute Change
Felony	198	▼	-32.2%	-94
Garnishment	128	▼	-15.2%	-23
General Civil	271	▲	+10.6%	+26
Infraction/Civil Violation	1,017	▲	-5.7%	-62
Involuntary Civil Commitments	5	▼	-61.5%	-8
Landlord /Tenant	39	▲	+50.0%	+13
Misdemeanor	577	▲	-15.5%	-106
Other	384	▼	-14.3%	-64
Protective Orders	51	▲	+104.0%	+26

\* Compared to same time period as previous year

\*\* Case Type Categories are defined in the 2017 Virginia Judicial Workload Assessment

**CPSS - GCMS CASELOAD STATISTICS OF THE GENERAL DISTRICT COURTS**  
January 2023 thru December 2023 Filings (Compared to January 2022 thru December 2022)

---

<i><b>GRAND TOTAL</b></i>	<b>2,670</b>	▼	-9.9%	-292
---------------------------	--------------	---	-------	------

---

\* Compared to same time period as previous year

\*\* Case Type Categories are defined in the 2017 Virginia Judicial Workload Assessment  
Source: SCV-SQL-Information

2023 Overall GRAND TOTAL		Distribution of Caseload			Change*		Percentage (%) of Caseload		
<b>6,619</b>	-554	<b>Criminal</b>	1,340	20%	-13.0% ▼	-201	<b>Criminal</b>	2022	2023
		<b>Traffic</b>	3,474	52%	-15.2% ▼	-624	<b>Traffic</b>	21.5%	20.2%
2023		<b>Civil</b>	1,358	21%	18.8% ▲	+215	<b>Civil</b>	57.1%	52.5%
2022		<b>Civil Commitments</b>	447	7%	14.3% ▲	+56	<b>Civil Commitments</b>	15.9%	20.5%
		<b>GRAND TOTAL</b>	<b>6,619</b>	100%	-7.7% ▼	-554	<b>GRAND TOTAL</b>	5.5%	6.8%
							<b>GRAND TOTAL</b>	100%	100%

Filings by Division & Code

Division	Case Type Description	Code	Summary	Change	% Change	Absolute Change
<b>Criminal</b>	Misdemeanor	M	556	▲	+7.8%	+40
	Felony	F	378	▼	-16.6%	-75
	Show Cause	SC	274	▼	-34.9%	-147
	Capias	CA	119	▼	-18.5%	-27
	Civil Violation	CV	13	▲	+160.0%	+8
	<b>Total</b>			<b>1,340</b>	▼	<b>-13.0%</b>
<b>Traffic</b>	Infraction	I	1,980	▼	-0.4%	-7
	Show Cause	SC	922	▼	-35.8%	-515
	Misdemeanor	M	467	▼	-1.5%	-7
	Capias	CA	81	▼	-51.5%	-86
	Felony	F	15	▼	-34.8%	-8
	Civil Violation	CV	6	↔		-
	Restricted Operators License	RL	3	▼	-25.0%	-1
	<b>Total</b>			<b>3,474</b>	▼	<b>-15.2%</b>
<b>Civil</b>	Warrant in Debt	WD	662	▲	+30.3%	+154
	Garnishment	GA	322	▲	+10.7%	+31
	Other	OT	106	▲	+23.3%	+20
	Unlawful Detainer	UD	76	▲	+10.1%	+7
	Bond Forfeiture	BF	58	▼	-21.6%	-16
	Preliminary Protective Order	PP	53	▲	+65.6%	+21
	Protective Order	PO	18	▲	+5.9%	+1
	Overweight	OC	15	▲	+7.1%	+1
	Detinue	DT	12	▼	-52.0%	-13
	Abstract	AJ	11	▲	+450.0%	+9
	Admin License	AL	10	▼	-28.6%	-4
	Impoundment	IM	7	↔		-
	Show Cause	SC	3	↔		-
	Interrogatory	IN	2	▲	+100.0%	+1
	Counter Claim	CC	1	▲	-	+1
	Motion for Judgment	MJ	1	▲	-	+1
	Petition-Restore Arms	PR	1	▲	-	+1
<b>Total</b>			<b>1,358</b>	▲	<b>18.8%</b>	<b>+215</b>
<b>Civil Commitments</b>	Mental Commitment	MC	352	▲	+10.0%	+32
	Temporary Detention Order	TD	56	▲	+21.7%	+10
	Emergency Custody Order	EC	32	▲	+77.8%	+14
	Other	OT	7	↔		-
<b>Total</b>			<b>447</b>	▲	<b>14.3%</b>	<b>+56</b>
<b>GRAND TOTAL</b>			<b>6,619</b>	▼	-7.7%	-554

Filings by Major Case Category\*\*

Category	Summary	Change	% Change	Absolute Change
Felony	393	▼	-17.4%	-83
Garnishment	324	▲	+11.0%	+32
General Civil	679	▲	+26.7%	+143
Infraction/Civil Violation	2,014	▲	+0.1%	+2
Involuntary Civil Commitments	7	↔		0
Landlord /Tenant	76	▲	+10.1%	+7
Misdemeanor	1,026	▼	+3.2%	+32

\* Compared to same time period as previous year



\*\* Case Type Categories are defined in the 2017 Virginia Judicial Workload Assessment

**CPSS - GCMS CASELOAD STATISTICS OF THE GENERAL DISTRICT COURTS**  
January 2023 thru December 2023 Filings (Compared to January 2022 thru December 2022)

Other	2,029	▲	-25.9%	-709
Protective Orders	71	▲	+44.9%	+22
<b>GRAND TOTAL</b>	<b>6,619</b>	▼	-7.7%	-554

\* Compared to same time period as previous year

\*\* Case Type Categories are defined in the 2017 Virginia Judicial Workload Assessment  
Source: SCV-SQL-Information

2023 Overall GRAND TOTAL		Distribution of Caseload			Change*		Percentage (%) of Caseload		
<b>9,865</b>	+185	<b>Criminal</b>	2,685	27%	12.5% ▲	+299	<b>Criminal</b>	2022	2023
		<b>Traffic</b>	4,815	49%	-2.7% ▼	-134	<b>Traffic</b>	24.6%	27.2%
		<b>Civil</b>	2,228	23%	3.1% ▲	+68	<b>Civil</b>	51.1%	48.8%
		<b>Civil Commitments</b>	137	1%	-25.9% ▼	-48	<b>Civil Commitments</b>	22.3%	22.6%
		<b>GRAND TOTAL</b>	<b>9,865</b>	100%	1.9% ▲	+185	<b>GRAND TOTAL</b>	100%	100%

**Filings by Division & Code**

Division	Case Type Description	Code	Summary	Change	% Change	Absolute Change
<b>Criminal</b>	Misdemeanor	M	1,677	▲	+19.4%	+272
	Felony	F	585	▲	+18.4%	+91
	Capias	CA	255	▼	-25.7%	-88
	Civil Violation	CV	117	▲	+72.1%	+49
	Show Cause	SC	51	▼	-32.9%	-25
	<b>Total</b>			<b>2,685</b>	▲	<b>12.5%</b>
<b>Traffic</b>	Infraction	I	3,842	▼	-0.6%	-25
	Misdemeanor	M	885	▼	-7.1%	-68
	Capias	CA	53	▼	-38.4%	-33
	Felony	F	27	▲	+92.9%	+13
	Show Cause	SC	5	▼	-78.3%	-18
	Restricted Operators License	RL	2	▲	+100.0%	+1
	Civil Violation	CV	1	▼	-80.0%	-4
	<b>Total</b>			<b>4,815</b>	▼	<b>-2.7%</b>
<b>Civil</b>	Warrant in Debt	WD	756	▼	-18.2%	-168
	Garnishment	GA	558	▲	+7.7%	+40
	Unlawful Detainer	UD	245	▲	+40.8%	+71
	Other	OT	213	▲	+35.7%	+56
	Detinue	DT	114	▲	+56.2%	+41
	Bond Forfeiture	BF	105	▼	-18.0%	-23
	Preliminary Protective Order	PP	67	▲	+13.6%	+8
	Impoundment	IM	53	▼	-7.0%	-4
	Admin License	AL	40	▲	+135.3%	+23
	Protective Order	PO	24	▲	+26.3%	+5
	Interrogatory	IN	14	▲	+75.0%	+6
	Abstract	AJ	12	▲	+140.0%	+7
	Motion for Judgment	MJ	9	▲	+350.0%	+7
	Show Cause	SC	8	▼	-33.3%	-4
	Tenants Assertion	TA	4	▲	-	+4
	Petition-Restore Arms	PR	3	▲	+200.0%	+2
	Counter Claim	CC	2	▼	-33.3%	-1
	Overweight	OC	1	▼	-66.7%	-2
<b>Total</b>			<b>2,228</b>	▲	<b>3.1%</b>	<b>+68</b>
<b>Civil Commitments</b>	Temporary Detention Order	TD	90	▼	-15.9%	-17
	Emergency Custody Order	EC	43	▼	-44.2%	-34
	Mental Commitment	MC	3	▲	+200.0%	+2
	Medical Emergency Temporary Detention Order	MT	1	▲	-	+1
<b>Total</b>			<b>137</b>	▼	<b>-25.9%</b>	<b>-48</b>
<b>GRAND TOTAL</b>			<b>9,865</b>	▲	1.9%	+185

**Filings by Major Case Category\*\***

Category	Summary	Change	% Change	Absolute Change
Felony	612	▲	+20.5%	+104
Garnishment	572	▲	+8.7%	+46
General Civil	897	▲	-12.5%	-128
Infraction/Civil Violation	3,961	▼	+0.5%	+18
Landlord /Tenant	249	▲	+43.1%	+75
Misdemeanor	2,564	▲	+8.7%	+205

\* Compared to same time period as previous year

\*\* Case Type Categories are defined in the 2017 Virginia Judicial Workload Assessment

**CPSS - GCMS CASELOAD STATISTICS OF THE GENERAL DISTRICT COURTS**  
 January 2023 thru December 2023 Filings (Compared to January 2022 thru December 2022)

Other	919	▲	-13.9%	-148
Protective Orders	91	▲	+16.7%	+13
<b>GRAND TOTAL</b>	<b>9,865</b>	▲	1.9%	+185

\* Compared to same time period as previous year

\*\* Case Type Categories are defined in the 2017 Virginia Judicial Workload Assessment  
 Source: SCV-SQL-Information



2023 Overall GRAND TOTAL		Distribution of Caseload			Change*		Percentage (%) of Caseload		
<b>5,338</b>	+507	<b>Criminal</b>	1,162	22%	-15.1% ▼	-206	<b>Criminal</b>	2022	2023
		<b>Traffic</b>	3,267	61%	30.2% ▲	+758	<b>Traffic</b>	28.3%	21.8%
2023		<b>Civil</b>	842	16%	-4.4% ▼	-39	<b>Civil</b>	51.9%	61.2%
2022		<b>Civil Commitments</b>	67	1%	-8.2% ▼	-6	<b>Civil Commitments</b>	18.2%	15.8%
		<b>GRAND TOTAL</b>	<b>5,338</b>	100%	10.5% ▲	+507	<b>GRAND TOTAL</b>	100%	100%

**Filings by Division & Code**

Division	Case Type Description	Code	Summary	Change	% Change	Absolute Change
<b>Criminal</b>	Misdemeanor	M	688	▼	-6.9%	-51
	Felony	F	287	▼	-34.3%	-150
	Capias	CA	94	▼	-17.5%	-20
	Show Cause	SC	64	▲	+36.2%	+17
	Civil Violation	CV	28	▼	-9.7%	-3
	Restricted Operators License	RL	1	▲	-	+1
	<b>Total</b>			<b>1,162</b>	▼	<b>-15.1%</b>
<b>Traffic</b>	Infraction	I	2,686	▲	+38.9%	+752
	Misdemeanor	M	509	▲	+2.4%	+12
	Capias	CA	33	▲	+6.5%	+2
	Show Cause	SC	25	▼	-7.4%	-2
	Felony	F	11	▲	+83.3%	+5
	Restricted Operators License	RL	2	▼	-77.8%	-7
	Civil Violation	CV	1	▼	-80.0%	-4
<b>Total</b>			<b>3,267</b>	▲	<b>30.2%</b>	<b>+758</b>
<b>Civil</b>	Warrant in Debt	WD	274	▼	-10.7%	-33
	Garnishment	GA	207	▲	+10.7%	+20
	Other	OT	100	▼	-9.9%	-11
	Unlawful Detainer	UD	87	▼	-4.4%	-4
	Preliminary Protective Order	PP	54	▼	-22.9%	-16
	Protective Order	PO	50	▼	-18.0%	-11
	Overweight	OC	20	▲	+25.0%	+4
	Detinue	DT	13	▲	+44.4%	+4
	Show Cause	SC	13	▲	+225.0%	+9
	Impoundment	IM	6	▲	+50.0%	+2
	Abstract	AJ	5	▲	+150.0%	+3
	Petition-Restore Arms	PR	4	▲	+100.0%	+2
	Admin License	AL	3	▼	-70.0%	-7
	Motion for Judgment	MJ	3	▲	-	+3
	Capias	CA	1	▼	-50.0%	-1
	Interrogatory	IN	1	▼	-50.0%	-1
	Tenants Assertion	TA	1	▼	-50.0%	-1
Restricted Operators License	RL	0	▼	-100.0%	-1	
<b>Total</b>			<b>842</b>	▼	<b>-4.4%</b>	<b>-39</b>
<b>Civil Commitments</b>	Emergency Custody Order	EC	39	▼	-11.4%	-5
	Temporary Detention Order	TD	27	▼	-3.6%	-1
	Medical Emergency Custody Order	ME	1	▲	-	+1
	Mental Commitment	MC	0	▼	-100.0%	-1
<b>Total</b>			<b>67</b>	▼	<b>-8.2%</b>	<b>-6</b>
<b>GRAND TOTAL</b>			<b>5,338</b>	▲	10.5%	+507

**Filings by Major Case Category\*\***

Category	Summary	Change	% Change	Absolute Change
Felony	298	▲	-32.7%	-145
Garnishment	208	▼	+10.1%	+19
General Civil	300	▲	-7.7%	-25
Infraction/Civil Violation	2,735	▼	+37.7%	+749
Landlord /Tenant	88	▼	-5.4%	-5

\* Compared to same time period as previous year



\*\* Case Type Categories are defined in the 2017 Virginia Judicial Workload Assessment

**CPSS - GCMS CASELOAD STATISTICS OF THE GENERAL DISTRICT COURTS**  
 January 2023 thru December 2023 Filings (Compared to January 2022 thru December 2022)

Misdemeanor	1,200	▲	-3.7%	-46
Other	405	▲	-3.1%	-13
Protective Orders	104	▼	-20.6%	-27
<b>GRAND TOTAL</b>	<b>5,338</b>	▲	10.5%	+507

\* Compared to same time period as previous year

\*\* Case Type Categories are defined in the 2017 Virginia Judicial Workload Assessment  
 Source: SCV-SQL-Information

2023 Overall GRAND TOTAL		Distribution of Caseload			Change*		Percentage (%) of Caseload		
<b>6,905</b>	+349	<b>Criminal</b>	1,261	18%	-3.5% ▼	-46	<b>Criminal</b>	2022	2023
		<b>Traffic</b>	4,921	71%	6.9% ▲	+318	<b>Traffic</b>	19.9%	18.3%
		<b>Civil</b>	700	10%	14.2% ▲	+87	<b>Civil</b>	70.2%	71.3%
		<b>Civil Commitments</b>	23	0%	-30.3% ▼	-10	<b>Civil Commitments</b>	9.4%	10.1%
		<b>GRAND TOTAL</b>	<b>6,905</b>	100%	5.3% ▲	+349	<b>GRAND TOTAL</b>	0.5%	0.3%
							<b>GRAND TOTAL</b>	100%	100%

**Filings by Division & Code**

Division	Case Type Description	Code	Summary	Change	% Change	Absolute Change
<b>Criminal</b>	Misdemeanor	M	723	▲	+8.7%	+58
	Felony	F	373	▼	-13.7%	-59
	Capias	CA	87	▼	-24.3%	-28
	Show Cause	SC	46	▼	-9.8%	-5
	Civil Violation	CV	29	▼	-32.6%	-14
	Restricted Operators License	RL	3	▲	-	+3
	Motion	MO	0	▼	-100.0%	-1
	<b>Total</b>			<b>1,261</b>	▼	<b>-3.5%</b>
<b>Traffic</b>	Infraction	I	3,913	▲	+5.9%	+217
	Misdemeanor	M	923	▲	+10.3%	+86
	Capias	CA	30	▲	+11.1%	+3
	Show Cause	SC	26	▲	+18.2%	+4
	Felony	F	22	▲	+69.2%	+9
	Civil Violation	CV	7	▼	-12.5%	-1
	<b>Total</b>			<b>4,921</b>	▲	<b>6.9%</b>
<b>Civil</b>	Warrant in Debt	WD	260	▲	+11.6%	+27
	Garnishment	GA	194	▲	+32.0%	+47
	Other	OT	82	▲	-1.2%	-1
	Unlawful Detainer	UD	60	▲	+33.3%	+15
	Preliminary Protective Order	PP	42	▼	-4.5%	-2
	Protective Order	PO	16	▼	-46.7%	-14
	Impoundment	IM	11	▲	+120.0%	+6
	Admin License	AL	9	▲	+350.0%	+7
	Restricted Operators License	RL	8	▲	+100.0%	+4
	Detinue	DT	5	▼	-16.7%	-1
	Interrogatory	IN	5	▲	-	+5
	Overweight	OC	3	↔	-	-
	Show Cause	SC	3	▲	+50.0%	+1
	Abstract	AJ	1	▼	-75.0%	-3
	Emergency Substantial Risk Order	SR	1	▲	-	+1
	Mechanic's Lien	ML	0	▼	-100.0%	-1
	Motion for Judgment	MJ	0	▼	-100.0%	-1
	Tenants Assertion	TA	0	▼	-100.0%	-3
<b>Total</b>			<b>700</b>	▲	<b>14.2%</b>	<b>+87</b>
<b>Civil Commitments</b>	Emergency Custody Order	EC	14	▼	-12.5%	-2
	Temporary Detention Order	TD	9	▼	-47.1%	-8
	<b>Total</b>		<b>23</b>	▼	<b>-30.3%</b>	<b>-10</b>
<b>GRAND TOTAL</b>			<b>6,905</b>	▲	5.3%	+349

**Filings by Major Case Category\*\***

Category	Summary	Change	% Change	Absolute Change
Felony	395	▲	-11.2%	-50
Garnishment	199	▲	+35.4%	+52
General Civil	275	▲	+12.7%	+31
Infraction/Civil Violation	3,952	▼	+5.4%	+202
Landlord /Tenant	60	▼	+25.0%	+12
Misdemeanor	1,657	▲	+10.0%	+151
New to Workload Study	1	▲	-	+1

\* Compared to same time period as previous year

\*\* Case Type Categories are defined in the 2017 Virginia Judicial Workload Assessment

**CPSS - GCMS CASELOAD STATISTICS OF THE GENERAL DISTRICT COURTS**  
 January 2023 thru December 2023 Filings (Compared to January 2022 thru December 2022)



**Scott**

District: 30 FIPS: 169

Other	308	▲	-9.9%	-34
Protective Orders	58	▼	-21.6%	-16
<b>GRAND TOTAL</b>	<b>6,905</b>	▲	5.3%	+349

\* Compared to same time period as previous year

\*\* Case Type Categories are defined in the 2017 Virginia Judicial Workload Assessment  
 Source: SCV-SQL-Information

2023 Overall GRAND TOTAL		Distribution of Caseload			Change*		Percentage (%) of Caseload		
<b>11,080</b>	+1,491	<b>Criminal</b>	3,050	28%	15.6% ▲	+411	<b>Criminal</b>	2022	2023
		<b>Traffic</b>	5,576	50%	18.3% ▲	+861	<b>Traffic</b>	27.5%	27.5%
2023 		<b>Civil</b>	2,341	21%	12.2% ▲	+254	<b>Civil</b>	49.2%	50.3%
2022 		<b>Civil Commitments</b>	113	1%	-23.6% ▼	-35	<b>Civil Commitments</b>	21.8%	21.1%
		<b>GRAND TOTAL</b>	<b>11,080</b>	100%	15.5% ▲	+1,491	<b>GRAND TOTAL</b>	100%	100%

Filings by Division & Code

Division	Case Type Description	Code	Summary	Change	% Change	Absolute Change
<b>Criminal</b>	Misdemeanor	M	1,843	▲	+12.1%	+199
	Felony	F	565	▲	+28.1%	+124
	Capias	CA	385	▲	+22.2%	+70
	Show Cause	SC	226	▲	+29.1%	+51
	Civil Violation	CV	31	▼	-51.6%	-33
	<b>Total</b>			<b>3,050</b>	<b>▲</b>	<b>15.6%</b>
<b>Traffic</b>	Infraction	I	4,014	▲	+14.9%	+521
	Misdemeanor	M	1,395	▲	+35.0%	+362
	Show Cause	SC	81	▼	-18.2%	-18
	Capias	CA	68	▼	-4.2%	-3
	Felony	F	17	▼	-5.6%	-1
	Civil Violation	CV	1	↔		-
<b>Total</b>			<b>5,576</b>	<b>▲</b>	<b>18.3%</b>	<b>+861</b>
<b>Civil</b>	Warrant in Debt	WD	721	▲	+3.0%	+21
	Garnishment	GA	685	▲	+35.4%	+179
	Other	OT	319	▼	+5.6%	+17
	Unlawful Detainer	UD	270	▲	+9.8%	+24
	Preliminary Protective Order	PP	94	↔		-
	Protective Order	PO	68	▲	+142.9%	+40
	Impoundment	IM	40	▲	+90.5%	+19
	Detinue	DT	39	▼	-13.3%	-6
	Show Cause	SC	26	▼	-38.1%	-16
	Admin License	AL	24	▲	+4.3%	+1
	Bond Forfeiture	BF	20	▼	-52.4%	-22
	Capias	CA	11	▼	-47.6%	-10
	Overweight	OC	11	▲	+266.7%	+8
	Motion for Judgment	MJ	5	▼	-28.6%	-2
	Restricted Operators License	RL	4	▲	+100.0%	+2
	Petition-Restore Arms	PR	2	↔		-
	Tenants Assertion	TA	2	▲	+100.0%	+1
Interrogatory	IN	0	▼	-100.0%	-2	
<b>Total</b>			<b>2,341</b>	<b>▲</b>	<b>12.2%</b>	<b>+254</b>
<b>Civil Commitments</b>	Emergency Custody Order	EC	57	▼	-18.6%	-13
	Temporary Detention Order	TD	37	▼	-27.5%	-14
	Mental Commitment	MC	18	▼	-33.3%	-9
	Petition	PT	1	▲	-	+1
<b>Total</b>			<b>113</b>	<b>▼</b>	<b>-23.6%</b>	<b>-35</b>
<b>GRAND TOTAL</b>			<b>11,080</b>	<b>▲</b>	<b>15.5%</b>	<b>+1,491</b>

Filings by Major Case Category\*\*

Category	Summary	Change	% Change	Absolute Change
Felony	582	▲	+26.8%	+123
Garnishment	685	▼	+34.8%	+177
General Civil	821	▼	-0.5%	-4
Infraction/Civil Violation	4,057	▲	+13.9%	+496
Involuntary Civil Commitments	1	▲	-	+1
Landlord /Tenant	272	▲	+10.1%	+25
Misdemeanor	3,242	▲	+21.0%	+563

\* Compared to same time period as previous year

\*\* Case Type Categories are defined in the 2017 Virginia Judicial Workload Assessment

**CPSS - GCMS CASELOAD STATISTICS OF THE GENERAL DISTRICT COURTS**  
 January 2023 thru December 2023 Filings (Compared to January 2022 thru December 2022)

Other	1,258	▼	+5.9%	+70
Protective Orders	162	▲	+32.8%	+40
<b>GRAND TOTAL</b>	<b>11,080</b>	▲	15.5%	+1,491

\* Compared to same time period as previous year

\*\* Case Type Categories are defined in the 2017 Virginia Judicial Workload Assessment  
 Source: SCV-SQL-Information

2023 Overall GRAND TOTAL		Distribution of Caseload			Change*		Percentage (%) of Caseload		
<b>109,322</b>	+18,820	<b>Criminal</b>	18,143	17%	25.8% ▲	+3,723	<b>Criminal</b>	2022	2023
		<b>Traffic</b>	63,902	58%	23.9% ▲	+12,342	<b>Traffic</b>	15.9%	16.6%
2023		<b>Civil</b>	26,230	24%	11.7% ▲	+2,737	<b>Civil</b>	57.0%	58.5%
2022		<b>Civil Commitments</b>	1,047	1%	1.7% ▲	+18	<b>Civil Commitments</b>	26.0%	24.0%
		<b>GRAND TOTAL</b>	<b>109,322</b>	100%	20.8% ▲	+18,820	<b>GRAND TOTAL</b>	100%	100%

**Filings by Division & Code**

Division	Case Type Description	Code	Summary	Change	% Change	Absolute Change	
<b>Criminal</b>	Misdemeanor	M	9,440	▲	+19.9%	+1,570	
	Felony	F	4,634	▲	+38.2%	+1,280	
	Capias	CA	2,754	▲	+36.8%	+741	
	Show Cause	SC	780	▲	+4.7%	+35	
	Civil Violation	CV	535	▲	+22.1%	+97	
	<b>Total</b>			<b>18,143</b>	<b>▲</b>	<b>25.8%</b>	<b>+3,723</b>
<b>Traffic</b>	Infraction	I	51,774	▲	+25.7%	+10,596	
	Misdemeanor	M	11,489	▲	+19.8%	+1,899	
	Felony	F	185	▼	-5.1%	-10	
	Capias	CA	171	▲	+18.8%	+27	
	Civil Violation	CV	137	▼	-14.9%	-24	
	Show Cause	SC	62	▼	-7.5%	-5	
	Other	O	59	▼	-68.8%	-130	
	Restricted Operators License	RL	25	▼	-30.6%	-11	
	<b>Total</b>			<b>63,902</b>	<b>▲</b>	<b>23.9%</b>	<b>+12,342</b>
<b>Civil</b>	Warrant in Debt	WD	9,828	▲	+12.2%	+1,069	
	Garnishment	GA	7,197	▲	+3.6%	+252	
	Unlawful Detainer	UD	4,725	▲	+32.5%	+1,158	
	Admin License	AL	976	▲	+7.0%	+64	
	Other	OT	598	▲	+50.6%	+201	
	Zoning Violation	ZO	586	▲	+16.5%	+83	
	Show Cause	SC	519	▲	+10.4%	+49	
	Preliminary Protective Order	PP	448	▲	+6.9%	+29	
	Interrogatory	IN	354	▼	-12.2%	-49	
	Protective Order	PO	349	▲	+1.7%	+6	
	Abstract	AJ	210	▼	-23.1%	-63	
	Impoundment	IM	148	▲	+2.1%	+3	
	Overweight	OC	70	▼	-9.1%	-7	
	Detinue	DT	59	▼	-42.2%	-43	
	Counter Claim	CC	49	▲	+22.5%	+9	
	Tenants Assertion	TA	33	▼	-28.3%	-13	
	Motion for Judgment	MJ	28	▲	+16.7%	+4	
	Capias	CA	21	▼	-25.0%	-7	
	Motor Carrier	MC	13	▲	-	+13	
	Petition-Restore Arms	PR	8	▲	+60.0%	+3	
	Bond Forfeiture	BF	5	▼	-79.2%	-19	
	Restricted Operators License	RL	4	▼	-42.9%	-3	
	Mechanic's Lien	ML	1	▲	-	+1	
	Third Party Claim	TH	1	▼	-75.0%	-3	
	<b>Total</b>			<b>26,230</b>	<b>▲</b>	<b>11.7%</b>	<b>+2,737</b>
	<b>Civil Commitments</b>	Temporary Detention Order	TD	502	▲	+9.6%	+44
Mental Commitment		MC	371	▲	+1.9%	+7	
Emergency Custody Order		EC	154	▼	-21.0%	-41	
Medical Emergency Temporary Detention Order		MT	7	▲	+40.0%	+2	
Medical Emergency Custody Order		ME	6	▲	+50.0%	+2	
Petition		PT	5	▲	+66.7%	+2	
Other		OT	2	▲	-	+2	
<b>Total</b>				<b>1,047</b>	<b>▲</b>	<b>1.7%</b>	<b>+18</b>
<b>GRAND TOTAL</b>			<b>109,322</b>	<b>▲</b>	<b>20.8%</b>	<b>+18,820</b>	

\* Compared to same time period as previous year

\*\* Case Type Categories are defined in the 2017 Virginia Judicial Workload Assessment



**Filings by Major Case Category\*\***

Category	Summary	Change	% Change	Absolute Change
Felony	4,819	▲	+35.8%	+1,270
Garnishment	7,551	▼	+2.8%	+203
General Civil	10,251	▲	+13.2%	+1,194
Infraction/Civil Violation	52,588	▲	+25.1%	+10,545
Involuntary Civil Commitments	7	▲	+133.3%	+4
Landlord /Tenant	4,758	▲	+31.7%	+1,145
Misdemeanor	21,544	▼	+19.6%	+3,538
Other	7,007	▼	+14.5%	+886
Protective Orders	797	▲	+4.6%	+35
<b>GRAND TOTAL</b>	<b>109,322</b>	▲	20.8%	+18,820

\* Compared to same time period as previous year

\*\* Case Type Categories are defined in the 2017 Virginia Judicial Workload Assessment  
 Source: SCV-SQL-Information



2023 Overall GRAND TOTAL		Distribution of Caseload			Change*		Percentage (%) of Caseload			
<b>13,482</b>	+3,212	<b>Criminal</b>	1,102	8%	-1.4%	▼	-16	<b>Criminal</b>	2022	2023
		<b>Traffic</b>	9,211	68%	40.0%	▲	+2,631	<b>Traffic</b>	10.9%	8.2%
2023 		<b>Civil</b>	3,086	23%	23.1%	▲	+579	<b>Civil</b>	64.1%	68.3%
2022 		<b>Civil Commitments</b>	83	1%	27.7%	▲	+18	<b>Civil Commitments</b>	24.4%	22.9%
		<b>GRAND TOTAL</b>	<b>13,482</b>	100%	31.3%	▲	+3,212	<b>GRAND TOTAL</b>	0.6%	0.6%
								<b>GRAND TOTAL</b>	100%	100%

**Filings by Division & Code**

Division	Case Type Description	Code	Summary	Change	% Change	Absolute Change
<b>Criminal</b>	Misdemeanor	M	692	▲	+2.7%	+18
	Felony	F	245	▼	-11.2%	-31
	Show Cause	SC	75	▼	-2.6%	-2
	Capias	CA	69	▼	-1.4%	-1
	Civil Violation	CV	21	↔		-
	<b>Total</b>			<b>1,102</b>	▼	<b>-1.4%</b>
<b>Traffic</b>	Infraction	I	7,152	▲	+34.0%	+1,815
	Misdemeanor	M	1,970	▲	+66.1%	+784
	Capias	CA	56	▲	+64.7%	+22
	Felony	F	17	▲	+112.5%	+9
	Show Cause	SC	15	▲	+7.1%	+1
	Civil Violation	CV	1	↔		-
	<b>Total</b>			<b>9,211</b>	▲	<b>40.0%</b>
<b>Civil</b>	Warrant in Debt	WD	1,265	▲	+27.6%	+274
	Garnishment	GA	1,128	▲	+12.4%	+124
	Unlawful Detainer	UD	216	▲	+39.4%	+61
	Other	OT	130	▲	-1.5%	-2
	Detinue	DT	88	▲	+10.0%	+8
	Protective Order	PO	59	▲	+40.5%	+17
	Preliminary Protective Order	PP	56	▲	+43.6%	+17
	Overweight	OC	51	▲	+1,175.0%	+47
	Abstract	AJ	32	▲	+100.0%	+16
	Admin License	AL	30	▲	+30.4%	+7
	Impoundment	IM	14	▲	+250.0%	+10
	Counter Claim	CC	7	▲	+600.0%	+6
	Interrogatory	IN	3	▲	+50.0%	+1
	Restricted Operators License	RL	2	▲	-	+2
	Tenants Assertion	TA	2	▲	+100.0%	+1
	Third Party Claim	TH	2	▲	-	+2
	Show Cause	SC	1	▼	-75.0%	-3
	Capias	CA	0	▼	-100.0%	-1
	Motion for Judgment	MJ	0	▼	-100.0%	-8
<b>Total</b>			<b>3,086</b>	▲	<b>23.1%</b>	<b>+579</b>
<b>Civil Commitments</b>	Temporary Detention Order	TD	61	▲	+10.9%	+6
	Emergency Custody Order	EC	21	▲	+200.0%	+14
	Mental Commitment	MC	1	▼	-50.0%	-1
	Other	OT	0	▼	-100.0%	-1
	<b>Total</b>			<b>83</b>	▲	<b>27.7%</b>
<b>GRAND TOTAL</b>			<b>13,482</b>	▲	31.3%	+3,212

**Filings by Major Case Category\*\***

Category	Summary	Change	% Change	Absolute Change
Felony	262	▲	-7.7%	-22
Garnishment	1,131	▲	+12.4%	+125
General Civil	1,361	▼	+25.3%	+275
Infraction/Civil Violation	7,225	▲	+34.7%	+1,862
Involuntary Civil Commitments	0	▼	-100.0%	-1
Landlord /Tenant	218	▲	+39.7%	+62

\* Compared to same time period as previous year



\*\* Case Type Categories are defined in the 2017 Virginia Judicial Workload Assessment

**CPSS - GCMS CASELOAD STATISTICS OF THE GENERAL DISTRICT COURTS**  
 January 2023 thru December 2023 Filings (Compared to January 2022 thru December 2022)

Misdemeanor	2,664	▲	+43.2%	+804
Other	506	▲	+16.9%	+73
Protective Orders	115	▲	+42.0%	+34
<b>GRAND TOTAL</b>	<b>13,482</b>	▲	31.3%	+3,212

\* Compared to same time period as previous year

\*\* Case Type Categories are defined in the 2017 Virginia Judicial Workload Assessment  
 Source: SCV-SQL-Information

2023 Overall GRAND TOTAL		Distribution of Caseload			Change*		Percentage (%) of Caseload		
<b>29,372</b>	+2,665	<b>Criminal</b>	725	2%	-13.8% ▼	-116	<b>Criminal</b>	2022	2023
		<b>Traffic</b>	27,688	94%	10.3% ▲	+2,593	<b>Traffic</b>	3.1%	2.5%
2023 		<b>Civil</b>	911	3%	22.6% ▲	+168	<b>Civil</b>	94.0%	94.3%
2022 		<b>Civil Commitments</b>	48	0%	71.4% ▲	+20	<b>Civil Commitments</b>	2.8%	3.1%
		<b>GRAND TOTAL</b>	<b>29,372</b>	100%	10.0% ▲	+2,665	<b>GRAND TOTAL</b>	0.1%	0.2%
							<b>GRAND TOTAL</b>	100%	100%

Filings by Division & Code

Division	Case Type Description	Code	Summary	Change	% Change	Absolute Change
<b>Criminal</b>	Misdemeanor	M	472	▼	-8.0%	-41
	Felony	F	156	▼	-26.8%	-57
	Capias	CA	44	▼	-6.4%	-3
	Show Cause	SC	43	▼	-6.5%	-3
	Civil Violation	CV	10	▼	-54.5%	-12
	<b>Total</b>			<b>725</b>	▼	<b>-13.8%</b>
<b>Traffic</b>	Infraction	I	23,147	▲	+12.9%	+2,651
	Misdemeanor	M	4,408	▼	-1.5%	-66
	Capias	CA	100	▲	+14.9%	+13
	Show Cause	SC	19	▲	+5.6%	+1
	Felony	F	14	▼	-30.0%	-6
	<b>Total</b>			<b>27,688</b>	▲	<b>10.3%</b>
<b>Civil</b>	Warrant in Debt	WD	358	▲	+23.0%	+67
	Garnishment	GA	312	▲	+35.1%	+81
	Other	OT	80	▼	-5.9%	-5
	Unlawful Detainer	UD	74	▲	+51.0%	+25
	Admin License	AL	22	▲	+10.0%	+2
	Abstract	AJ	18	▲	+63.6%	+7
	Protective Order	PO	12	▼	-29.4%	-5
	Impoundment	IM	11	▲	+37.5%	+3
	Preliminary Protective Order	PP	11	▼	-42.1%	-8
	Detinue	DT	6	▲	+50.0%	+2
	Interrogatory	IN	4	▲	-	+4
	Bond Forfeiture	BF	1	↔	-	-
	Overweight	OC	1	↔	-	-
	Show Cause	SC	1	▼	-66.7%	-2
	Counter Claim	CC	0	▼	-100.0%	-1
	Motion for Judgment	MJ	0	▼	-100.0%	-2
	<b>Total</b>			<b>911</b>	▲	<b>22.6%</b>
<b>Civil Commitments</b>	Temporary Detention Order	TD	35	▲	+84.2%	+16
	Emergency Custody Order	EC	11	▲	+22.2%	+2
	Mental Commitment	MC	1	▲	-	+1
	Other	OT	1	▲	-	+1
<b>Total</b>			<b>48</b>	▲	<b>71.4%</b>	<b>+20</b>
<b>GRAND TOTAL</b>			<b>29,372</b>	▲	10.0%	+2,665

Filings by Major Case Category\*\*

Category	Summary	Change	% Change	Absolute Change
Felony	170	▼	-27.0%	-63
Garnishment	316	▲	+36.8%	+85
General Civil	369	▼	+21.4%	+65
Infraction/Civil Violation	23,158	▼	+12.9%	+2,639
Involuntary Civil Commitments	1	▲	-	+1
Landlord /Tenant	74	▲	+51.0%	+25
Misdemeanor	4,880	▼	-2.1%	-107
Other	381	▲	+9.5%	+33
Protective Orders	23	▼	-36.1%	-13

\* Compared to same time period as previous year

\*\* Case Type Categories are defined in the 2017 Virginia Judicial Workload Assessment

Source: SCV-SQL-Information

**CPSS - GCMS CASELOAD STATISTICS OF THE GENERAL DISTRICT COURTS**  
January 2023 thru December 2023 Filings (Compared to January 2022 thru December 2022)

---

<i><b>GRAND TOTAL</b></i>	<b>29,372</b>	▲	10.0%	+2,665
---------------------------	---------------	---	-------	--------

---

\* Compared to same time period as previous year

\*\* Case Type Categories are defined in the 2017 Virginia Judicial Workload Assessment  
Source: SCV-SQL-Information