



2022 Overall GRAND TOTAL	Distribution of Caseload			Change*	Percentage (%) of Caseload		
<b>1,951,596</b> +71,499	<b>Criminal</b>	274,710	14%	7.8% ▲ +19,828	<b>Criminal</b>	2021 13.6%	2022 14.1%
	<b>Traffic</b>	1,088,391	56%	1.1% ▲ +11,333	<b>Traffic</b>	57.3%	55.8%
2022 	<b>Civil</b>	539,711	28%	9.0% ▲ +44,608	<b>Civil</b>	26.3%	27.7%
2021 	<b>Civil Commitments</b>	48,784	2%	-8.0% ▼ -4,270	<b>Civil Commitments</b>	2.8%	2.5%
	<b>GRAND TOTAL</b>	<b>1,951,596</b>	100%	3.8% ▲ +71,499	<b>GRAND TOTAL</b>	100%	100%

**Filings by Division & Code**

Division	Case Type Description	Code	Summary	Change	% Change	Absolute Change
<b>Criminal</b>	Misdemeanor	M	155,647	▲	+10.5%	+14,741
	Felony	F	75,930	▲	+6.8%	+4,835
	Capias	CA	23,437	▲	+7.3%	+1,593
	Show Cause	SC	13,970	▲	+0.7%	+96
	Civil Violation	CV	5,369	▼	-21.3%	-1,455
	Motion	MO	290	▼	-5.2%	-16
	Restricted Operators License	RL	67	▲	+103.0%	+34
	<b>Total</b>		<b>274,710</b>	<b>▲</b>	<b>7.8%</b>	<b>+19,828</b>
<b>Traffic</b>	Infraction	I	843,824	▲	+1.7%	+14,281
	Misdemeanor	M	216,760	▼	-1.5%	-3,289
	Capias	CA	9,426	▲	+0.1%	+14
	Show Cause	SC	7,285	▼	-6.3%	-489
	Other	O	4,129	▲	+9.1%	+343
	Felony	F	3,558	▲	+1.1%	+37
	Civil Violation	CV	2,172	▲	+25.2%	+437
	Restricted Operators License	RL	634	▼	-10.3%	-73
	Motion	MO	603	▲	+13.6%	+72
<b>Total</b>		<b>1,088,391</b>	<b>▲</b>	<b>1.1%</b>	<b>+11,333</b>	
<b>Civil</b>	Warrant in Debt	WD	184,175	▼	-11.1%	-22,972
	Garnishment	GA	162,123	▲	+6.1%	+9,330
	Unlawful Detainer	UD	95,827	▲	+132.1%	+54,535
	Other	OT	19,065	▼	-1.0%	-198
	Admin License	AL	11,964	▲	+2.5%	+291
	Preliminary Protective Order	PP	10,853	▲	+10.3%	+1,012
	Detinue	DT	8,128	▲	+20.6%	+1,386
	Show Cause	SC	8,010	▲	+6.3%	+475
	Protective Order	PO	7,867	▲	+10.8%	+764
	Motion for Judgment	MJ	6,869	▲	+7.0%	+449
	Interrogatory	IN	6,481	▼	-10.0%	-718
	Abstract	AJ	5,746	▲	+9.4%	+492
	Bond Forfeiture	BF	4,097	▼	-4.6%	-199
	Impoundment	IM	3,128	▲	+0.2%	+5
	Zoning Violation	ZO	1,836	▲	+7.1%	+121
	Overweight	OC	918	▼	-9.7%	-99
	Tenants Assertion	TA	865	▲	+14.3%	+108
	Counter Claim	CC	655	▲	+1.2%	+8
	Capias	CA	415	▼	-16.7%	-83
	Petition-Restore Arms	PR	275	▲	+5.8%	+15
	Interrogatory-Not	IC	139	▼	-39.8%	-92
	Motor Carrier	MC	120	▼	-18.9%	-28
	Third Party Claim	TH	65	▲	+10.2%	+6
	Restricted Operators License	RL	48	▲	+11.6%	+5
	Mechanic's Lien	ML	18	▲	+80.0%	+8
	Cross Claim	CR	12	▼	-47.8%	-11
	Petition to Require Blood Test	BT	7	↔	-	-
	Detinue Seizure	DZ	3	▼	-40.0%	-2
	Attachment	AT	1	▼	-50.0%	-1
	Distress Seizure	DS	1	▲	-	+1
<b>Total</b>		<b>539,711</b>	<b>▲</b>	<b>9.0%</b>	<b>+44,608</b>	
<b>Civil Commitments</b>	Mental Commitment	MC	21,252	▼	-10.3%	-2,441
	Temporary Detention Order	TD	16,120	▼	-8.2%	-1,435
	Emergency Custody Order	EC	7,673	▼	-7.7%	-644

\* Compared to same time period as previous year

\*\* Case Type Categories are defined in the 2017 Virginia Judicial Workload Assessment

			Summary	Change	% Change	Absolute Change
<b>Civil Commitments</b>	Other	OT	3,090	▲	+13.1%	+359
	Medical Emergency Temporary Detention Order	MT	311	▼	-3.7%	-12
	Petition	PT	298	▼	-22.2%	-85
	Medical Emergency Custody Order	ME	40	▼	-23.1%	-12
	Total		<b>48,784</b>	▼	<b>-8.0%</b>	<b>-4,270</b>
<b>GRAND TOTAL</b>			<b>1,951,596</b>	▲	3.8%	+71,499

**Filings by Major Case Category\*\***

Category	Summary	Change	% Change	Absolute Change
Felony	79,488	▲	+6.5%	+4,872
Garnishment	168,604	▼	+5.4%	+8,612
General Civil	202,329	▲	-9.4%	-21,090
Infraction/Civil Violation	856,532	▼	+1.6%	+13,479
Involuntary Civil Commitments	3,388	▼	+8.8%	+274
Landlord /Tenant	96,692	▲	+130.0%	+54,643
Misdemeanor	374,992	▲	+3.2%	+11,539
Other	150,851	▼	-1.7%	-2,606
Protective Orders	18,720	▲	+10.5%	+1,776
<b>GRAND TOTAL</b>	<b>1,951,596</b>	▲	3.8%	+71,499

\* Compared to same time period as previous year

\*\* Case Type Categories are defined in the 2017 Virginia Judicial Workload Assessment  
 Source: SCV-SQL-Information

2022 Overall GRAND TOTAL		Distribution of Caseload			Change*		Percentage (%) of Caseload		
<b>41,886</b>	-6,249	<b>Criminal</b>	6,062	14%	3.4% ▲	+198	<b>Criminal</b>	2021 12.2%	2022 14.5%
		<b>Traffic</b>	12,141	29%	-35.3% ▼	-6,618	<b>Traffic</b>	39.0%	29.0%
2022		<b>Civil</b>	22,248	53%	-0.4% ▼	-99	<b>Civil</b>	46.4%	53.1%
2021		<b>Civil Commitments</b>	1,435	3%	23.2% ▲	+270	<b>Civil Commitments</b>	2.4%	3.4%
		<b>GRAND TOTAL</b>	<b>41,886</b>	100%	-13.0% ▼	-6,249	<b>GRAND TOTAL</b>	100%	100%

**Filings by Division & Code**

Division	Case Type Description	Code	Summary	Change	% Change	Absolute Change
<b>Criminal</b>	Misdemeanor	M	3,014	▲	+2.9%	+85
	Felony	F	2,373	▲	+6.9%	+154
	Capias	CA	499	▲	+2.9%	+14
	Show Cause	SC	159	▼	-14.5%	-27
	Civil Violation	CV	15	▼	-65.9%	-29
	Motion	MO	1	↔	-	-
	Restricted Operators License	RL	1	▲	-	+1
	<b>Total</b>			<b>6,062</b>	<b>▲</b>	<b>3.4%</b>
<b>Traffic</b>	Infraction	I	6,983	▼	-42.8%	-5,235
	Misdemeanor	M	4,000	▼	-25.8%	-1,393
	Capias	CA	380	▲	+2.7%	+10
	Civil Violation	CV	365	▲	+98.4%	+181
	Felony	F	189	▼	-13.3%	-29
	Show Cause	SC	171	▼	-43.8%	-133
	Other	O	50	▼	-10.7%	-6
	Restricted Operators License	RL	2	▲	-	+2
	Motion	MO	1	▼	-93.8%	-15
<b>Total</b>			<b>12,141</b>	<b>▼</b>	<b>-35.3%</b>	<b>-6,618</b>
<b>Civil</b>	Garnishment	GA	8,145	▲	+1.9%	+154
	Warrant in Debt	WD	7,244	▼	-25.7%	-2,500
	Unlawful Detainer	UD	2,973	▲	+175.3%	+1,893
	Zoning Violation	ZO	772	▲	+0.4%	+3
	Show Cause	SC	468	▲	+17.9%	+71
	Admin License	AL	424	▼	-10.0%	-47
	Preliminary Protective Order	PP	387	▼	-2.0%	-8
	Other	OT	358	▲	+12.2%	+39
	Protective Order	PO	331	▲	+8.2%	+25
	Abstract	AJ	296	▲	+30.4%	+69
	Motion for Judgment	MJ	218	▲	+75.8%	+94
	Bond Forfeiture	BF	164	▼	-4.1%	-7
	Detinue	DT	162	▲	+237.5%	+114
	Interrogatory	IN	147	▲	+8.9%	+12
	Impoundment	IM	81	▲	+6.6%	+5
	Overweight	OC	23	▼	-28.1%	-9
	Tenants Assertion	TA	20	▼	-4.8%	-1
	Counter Claim	CC	18	▼	-14.3%	-3
	Capias	CA	8	▼	-27.3%	-3
	Third Party Claim	TH	7	▲	+600.0%	+6
	Petition-Restore Arms	PR	2	▼	-60.0%	-3
	Cross Claim	CR	0	▼	-100.0%	-1
	Interrogatory-Not	IC	0	▼	-100.0%	-1
Restricted Operators License	RL	0	▼	-100.0%	-1	
<b>Total</b>			<b>22,248</b>	<b>▼</b>	<b>-0.4%</b>	<b>-99</b>
<b>Civil Commitments</b>	Temporary Detention Order	TD	503	▲	+29.0%	+113
	Mental Commitment	MC	474	▲	+31.3%	+113
	Emergency Custody Order	EC	419	▲	+6.6%	+26
	Other	OT	32	▲	+700.0%	+28
	Medical Emergency Temporary Detention Order	MT	5	▼	-64.3%	-9
	Medical Emergency Custody Order	ME	1	▼	-66.7%	-2
	Petition	PT	1	▲	-	+1
<b>Total</b>			<b>1,435</b>	<b>▲</b>	<b>23.2%</b>	<b>+270</b>

\* Compared to same time period as previous year

\*\* Case Type Categories are defined in the 2017 Virginia Judicial Workload Assessment

	Summary	Change	% Change	Absolute Change
<b>GRAND TOTAL</b>	<b>41,886</b>	▼	-13.0%	-6,249

**Filings by Major Case Category\*\***

Category	Summary	Change	% Change	Absolute Change
Felony	2,562	▼	+5.1%	+125
Garnishment	8,292	▲	+2.0%	+166
General Civil	7,650	▲	-23.1%	-2,299
Infraction/Civil Violation	7,436	▼	-40.7%	-5,098
Involuntary Civil Commitments	33	▲	+725.0%	+29
Landlord /Tenant	2,993	▲	+171.8%	+1,892
Misdemeanor	7,789	▲	-14.3%	-1,303
Other	4,413	▲	+5.3%	+222
Protective Orders	718	▲	+2.4%	+17
<b>GRAND TOTAL</b>	<b>41,886</b>	▼	-13.0%	-6,249

\* Compared to same time period as previous year

\*\* Case Type Categories are defined in the 2017 Virginia Judicial Workload Assessment  
 Source: SCV-SQL-Information

2022 Overall GRAND TOTAL		Distribution of Caseload			Change*		Percentage (%) of Caseload		
<b>107,731</b>	+11,044	<b>Criminal</b>	14,327	13%	18.3% ▲	+2,216	<b>Criminal</b>	2021: 12.5%	2022: 13.3%
		<b>Traffic</b>	42,800	40%	15.9% ▲	+5,884	<b>Traffic</b>	38.2%	39.7%
2022		<b>Civil</b>	48,029	45%	8.1% ▲	+3,582	<b>Civil</b>	46.0%	44.6%
2021		<b>Civil Commitments</b>	2,575	2%	-19.9% ▼	-638	<b>Civil Commitments</b>	3.3%	2.4%
		<b>GRAND TOTAL</b>	<b>107,731</b>	100%	11.4% ▲	+11,044	<b>GRAND TOTAL</b>	100%	100%

**Filings by Division & Code**

Division	Case Type Description	Code	Summary	Change	% Change	Absolute Change
<b>Criminal</b>	Misdemeanor	M	8,804	▲	+15.6%	+1,190
	Felony	F	4,304	▲	+23.9%	+830
	Capias	CA	709	▲	+17.0%	+103
	Civil Violation	CV	335	▲	+65.8%	+133
	Show Cause	SC	174	▼	-18.7%	-40
	Restricted Operators License	RL	1	↔		-
	<b>Total</b>			<b>14,327</b>	<b>▲</b>	<b>18.3%</b>
<b>Traffic</b>	Infraction	I	29,393	▲	+18.7%	+4,623
	Misdemeanor	M	11,432	▲	+10.6%	+1,099
	Capias	CA	964	▲	+62.0%	+369
	Civil Violation	CV	369	▲	+8.2%	+28
	Show Cause	SC	336	▼	-28.8%	-136
	Other	O	299	▼	-23.9%	-94
	Restricted Operators License	RL	7	▼	-41.7%	-5
<b>Total</b>			<b>42,800</b>	<b>▲</b>	<b>15.9%</b>	<b>+5,884</b>
<b>Civil</b>	Garnishment	GA	18,266	▼	-1.8%	-340
	Warrant in Debt	WD	12,773	▼	-10.7%	-1,533
	Unlawful Detainer	UD	7,548	▲	+154.6%	+4,583
	Motion for Judgment	MJ	1,980	▲	+17.9%	+301
	Admin License	AL	1,289	▲	+15.6%	+174
	Abstract	AJ	1,075	▼	-5.7%	-65
	Other	OT	906	▼	-10.6%	-107
	Show Cause	SC	892	▲	+12.5%	+99
	Preliminary Protective Order	PP	658	▲	+13.3%	+77
	Detinue	DT	563	▲	+0.5%	+3
	Protective Order	PO	543	▲	+12.7%	+61
	Bond Forfeiture	BF	478	▲	+43.1%	+144
	Interrogatory	IN	456	▲	+1.6%	+7
	Impoundment	IM	364	▲	+78.4%	+160
	Tenants Assertion	TA	86	▲	+11.7%	+9
	Overweight	OC	45	▲	+40.6%	+13
	Counter Claim	CC	44	▼	-18.5%	-10
	Capias	CA	40	▼	-2.4%	-1
	Petition-Restore Arms	PR	14	▲	+40.0%	+4
	Third Party Claim	TH	7	▲	+600.0%	+6
	Cross Claim	CR	2	▲	+100.0%	+1
	Mechanic's Lien	ML	0	▼	-100.0%	-1
Petition to Require Blood Test	BT	0	▼	-100.0%	-1	
Zoning Violation	ZO	0	▼	-100.0%	-2	
<b>Total</b>			<b>48,029</b>	<b>▲</b>	<b>8.1%</b>	<b>+3,582</b>
<b>Civil Commitments</b>	Mental Commitment	MC	1,192	▼	-21.3%	-323
	Temporary Detention Order	TD	1,041	▼	-19.0%	-244
	Emergency Custody Order	EC	217	▼	-21.7%	-60
	Other	OT	123	▼	-6.1%	-8
	Medical Emergency Temporary Detention Order	MT	2	▼	-50.0%	-2
	Petition	PT	0	▼	-100.0%	-1
<b>Total</b>			<b>2,575</b>	<b>▼</b>	<b>-19.9%</b>	<b>-638</b>
<b>GRAND TOTAL</b>			<b>107,731</b>	<b>▲</b>	<b>11.4%</b>	<b>+11,044</b>

\* Compared to same time period as previous year

\*\* Case Type Categories are defined in the 2017 Virginia Judicial Workload Assessment



**Filings by Major Case Category\*\***

Category	Summary	Change	% Change	Absolute Change
Felony	4,304	▲	+23.9%	+830
Garnishment	18,722	▼	-1.7%	-333
General Civil	15,407	▼	-7.6%	-1,276
Infraction/Civil Violation	30,441	▲	+18.3%	+4,703
Involuntary Civil Commitments	123	▼	-6.8%	-9
Landlord /Tenant	7,634	▲	+151.0%	+4,592
Misdemeanor	20,244	▼	+12.7%	+2,282
Other	9,655	▲	+1.2%	+117
Protective Orders	1,201	▲	+13.0%	+138
<b>GRAND TOTAL</b>	<b>107,731</b>	▲	11.4%	+11,044

\* Compared to same time period as previous year

\*\* Case Type Categories are defined in the 2017 Virginia Judicial Workload Assessment  
 Source: SCV-SQL-Information

**CPSS - GCMS 10.01 CASELOAD STATISTICS OF THE GENERAL DISTRICT COURTS**  
 January 2022 thru December 2022 Filings (Compared to January 2021 thru December 2021)

2022 Overall GRAND TOTAL		Distribution of Caseload			Change*		Percentage (%) of Caseload		
<b>24,066</b>	+637	<b>Criminal</b>	4,070	17%	-6.2% ▼	-269	<b>Criminal</b>	2021	2022
		<b>Traffic</b>	8,549	36%	9.2% ▲	+723	<b>Traffic</b>	18.5%	16.9%
		<b>Civil</b>	10,928	45%	5.3% ▲	+554	<b>Civil</b>	33.4%	35.5%
		<b>Civil Commitments</b>	519	2%	-41.7% ▼	-371	<b>Civil Commitments</b>	44.3%	45.4%
		<b>GRAND TOTAL</b>	<b>24,066</b>	100%	2.7% ▲	+637	<b>GRAND TOTAL</b>	3.8%	2.2%
							<b>GRAND TOTAL</b>	100%	100%

**Filings by Division & Code**

Division	Case Type Description	Code	Summary	Change	% Change	Absolute Change
<b>Criminal</b>	Misdemeanor	M	2,205	▼	-10.1%	-247
	Felony	F	1,267	▼	-5.4%	-73
	Capias	CA	439	▲	+14.9%	+57
	Show Cause	SC	88	▲	+17.3%	+13
	Civil Violation	CV	71	▼	-18.4%	-16
	Restricted Operators License	RL	0	▼	-100.0%	-3
	<b>Total</b>			<b>4,070</b>	▼	<b>-6.2%</b>
<b>Traffic</b>	Infraction	I	6,947	▲	+11.0%	+689
	Misdemeanor	M	1,278	▲	+10.2%	+118
	Show Cause	SC	177	▼	-9.7%	-19
	Capias	CA	124	▼	-33.3%	-62
	Restricted Operators License	RL	20	▲	+11.1%	+2
	Felony	F	3	▼	-57.1%	-4
	Other	O	0	▼	-100.0%	-1
<b>Total</b>			<b>8,549</b>	▲	<b>9.2%</b>	<b>+723</b>
<b>Civil</b>	Garnishment	GA	3,854	▲	+3.5%	+130
	Unlawful Detainer	UD	2,803	▲	+92.1%	+1,344
	Warrant in Debt	WD	2,531	▼	-18.1%	-558
	Other	OT	547	▼	+0.9%	+5
	Motion for Judgment	MJ	338	▼	-51.1%	-353
	Preliminary Protective Order	PP	338	▼	-0.9%	-3
	Show Cause	SC	124	▲	+27.8%	+27
	Interrogatory	IN	107	▲	+32.1%	+26
	Abstract	AJ	103	▲	+5.1%	+5
	Admin License	AL	59	▼	-22.4%	-17
	Detinue	DT	45	▼	-33.8%	-23
	Counter Claim	CC	21	▼	-44.7%	-17
	Tenants Assertion	TA	19	▼	-34.5%	-10
	Bond Forfeiture	BF	17	↔		-
	Petition-Restore Arms	PR	10	▲	+233.3%	+7
	Protective Order	PO	4	▼	-33.3%	-2
	Capias	CA	3	▼	-66.7%	-6
	Restricted Operators License	RL	3	↔		-
	Mechanic's Lien	ML	2	▲	-	+2
	Impoundment	IM	0	▼	-100.0%	-2
Third Party Claim	TH	0	▼	-100.0%	-1	
<b>Total</b>			<b>10,928</b>	▲	<b>5.3%</b>	<b>+554</b>
<b>Civil Commitments</b>	Emergency Custody Order	EC	271	▼	-39.2%	-175
	Mental Commitment	MC	218	▼	-39.9%	-145
	Other	OT	27	▼	-62.0%	-44
	Petition	PT	3	▲	+50.0%	+1
	Medical Emergency Custody Order	ME	0	▼	-100.0%	-4
	Temporary Detention Order	TD	0	▼	-100.0%	-4
<b>Total</b>			<b>519</b>	▼	<b>-41.7%</b>	<b>-371</b>
<b>GRAND TOTAL</b>			<b>24,066</b>	▲	2.7%	+637

\* Compared to same time period as previous year

\*\* Case Type Categories are defined in the 2017 Virginia Judicial Workload Assessment

**Filings by Major Case Category\*\***



Category	Summary	Change	% Change	Absolute Change
Felony	1,270	▼	-5.7%	-77
Garnishment	3,961	▲	+4.1%	+156
General Civil	2,935	▲	-24.1%	-931
Infraction/Civil Violation	7,018	▼	+10.6%	+672
Involuntary Civil Commitments	30	▼	-58.9%	-43
Landlord /Tenant	2,822	▲	+89.7%	+1,334
Misdemeanor	3,506	▼	-3.6%	-130
Other	2,182	▼	-13.4%	-339
Protective Orders	342	▼	-1.4%	-5
<b>GRAND TOTAL</b>	<b>24,066</b>	▲	2.7%	+637

\* Compared to same time period as previous year

\*\* Case Type Categories are defined in the 2017 Virginia Judicial Workload Assessment  
 Source: SCV-SQL-Information



**CPSS - GCMS 10.01 CASELOAD STATISTICS OF THE GENERAL DISTRICT COURTS**  
 January 2022 thru December 2022 Filings (Compared to January 2021 thru December 2021)

2022 Overall GRAND TOTAL		Distribution of Caseload			Change*		Percentage (%) of Caseload		
<b>72,391</b>	-596	<b>Criminal</b>	9,098	13%	6.3% ▲	+537	<b>Criminal</b>	2021	2022
		<b>Traffic</b>	22,880	32%	-13.2% ▼	-3,476	<b>Traffic</b>	11.7%	12.6%
2022 		<b>Civil</b>	39,461	55%	5.9% ▲	+2,202	<b>Civil</b>	36.1%	31.6%
2021 		<b>Civil Commitments</b>	952	1%	17.4% ▲	+141	<b>Civil Commitments</b>	51.0%	54.5%
		<b>GRAND TOTAL</b>	<b>72,391</b>	100%	-0.8% ▼	-596	<b>GRAND TOTAL</b>	100%	100%

**Filings by Division & Code**

Division	Case Type Description	Code	Summary	Change	% Change	Absolute Change
<b>Criminal</b>	Misdemeanor	M	5,863	▲	+11.3%	+594
	Felony	F	2,588	▼	-1.0%	-26
	Show Cause	SC	298	▼	-11.8%	-40
	Capias	CA	253	▲	+10.0%	+23
	Civil Violation	CV	96	▼	-12.7%	-14
	<b>Total</b>			<b>9,098</b>	<b>▲</b>	<b>6.3%</b>
<b>Traffic</b>	Infraction	I	19,121	▼	-10.8%	-2,304
	Misdemeanor	M	3,334	▼	-24.6%	-1,086
	Show Cause	SC	169	▼	-32.9%	-83
	Other	O	130	▼	-10.3%	-15
	Felony	F	71	▲	+22.4%	+13
	Restricted Operators License	RL	45	▲	+7.1%	+3
	Capias	CA	10	▼	-28.6%	-4
<b>Total</b>			<b>22,880</b>	<b>▼</b>	<b>-13.2%</b>	<b>-3,476</b>
<b>Civil</b>	Garnishment	GA	15,892	▼	-9.2%	-1,618
	Warrant in Debt	WD	9,969	▲	+1.4%	+135
	Unlawful Detainer	UD	7,357	▲	+93.0%	+3,546
	Other	OT	1,851	▼	+3.0%	+54
	Show Cause	SC	785	▼	-5.1%	-42
	Motion for Judgment	MJ	657	▼	-6.5%	-46
	Preliminary Protective Order	PP	651	▲	+26.2%	+135
	Protective Order	PO	598	▲	+37.2%	+162
	Abstract	AJ	514	▼	-14.5%	-87
	Bond Forfeiture	BF	411	▼	-19.4%	-99
	Detinue	DT	295	▲	+37.9%	+81
	Interrogatory	IN	184	▲	+11.5%	+19
	Admin License	AL	164	▼	-20.8%	-43
	Tenants Assertion	TA	88	▲	+20.5%	+15
	Counter Claim	CC	19	▲	+5.6%	+1
	Petition-Restore Arms	PR	7	▲	+600.0%	+6
	Impoundment	IM	6	▼	-70.0%	-14
	Third Party Claim	TH	6	▲	+50.0%	+2
	Capias	CA	4	▼	-50.0%	-4
	Overweight	OC	2	▲	-	+2
	Cross Claim	CR	1	▼	-50.0%	-1
	Interrogatory-Not	IC	0	▼	-100.0%	-1
Restricted Operators License	RL	0	▼	-100.0%	-1	
<b>Total</b>			<b>39,461</b>	<b>▲</b>	<b>5.9%</b>	<b>+2,202</b>
<b>Civil Commitments</b>	Mental Commitment	MC	450	▲	+17.2%	+66
	Emergency Custody Order	EC	227	▲	+28.2%	+50
	Petition	PT	99	▲	+37.5%	+27
	Other	OT	85	▲	+46.6%	+27
	Temporary Detention Order	TD	84	▼	-24.3%	-27
	Medical Emergency Temporary Detention Order	MT	6	▲	+50.0%	+2
	Medical Emergency Custody Order	ME	1	▼	-80.0%	-4
<b>Total</b>			<b>952</b>	<b>▲</b>	<b>17.4%</b>	<b>+141</b>
<b>GRAND TOTAL</b>			<b>72,391</b>	<b>▼</b>	<b>-0.8%</b>	<b>-596</b>

\* Compared to same time period as previous year

\*\* Case Type Categories are defined in the 2017 Virginia Judicial Workload Assessment



**Filings by Major Case Category\*\***

Category	Summary	Change	% Change	Absolute Change
Felony	2,659	▲	-0.5%	-13
Garnishment	16,076	▼	-9.0%	-1,599
General Civil	11,142	▲	+2.4%	+258
Infraction/Civil Violation	19,349	▲	-10.8%	-2,331
Involuntary Civil Commitments	184	▲	+41.5%	+54
Landlord /Tenant	7,445	▲	+91.7%	+3,561
Misdemeanor	9,242	▲	-5.0%	-490
Other	5,045	▲	-6.2%	-333
Protective Orders	1,249	▲	+31.2%	+297
<b>GRAND TOTAL</b>	<b>72,391</b>	▼	-0.8%	-596

\* Compared to same time period as previous year

\*\* Case Type Categories are defined in the 2017 Virginia Judicial Workload Assessment  
 Source: SCV-SQL-Information

**CPSS - GCMS 10.01 CASELOAD STATISTICS OF THE GENERAL DISTRICT COURTS**  
 January 2022 thru December 2022 Filings (Compared to January 2021 thru December 2021)

2022 Overall GRAND TOTAL		Distribution of Caseload			Change*		Percentage (%) of Caseload			
<b>3,303</b>	-331	<b>Criminal</b>	676	20%	-7.7%	▼	-56	<b>Criminal</b>	20.1%	20.5%
		<b>Traffic</b>	1,835	56%	-8.5%	▼	-171	<b>Traffic</b>	55.2%	55.6%
2022 		<b>Civil</b>	732	22%	-12.3%	▼	-103	<b>Civil</b>	23.0%	22.2%
2021 		<b>Civil Commitments</b>	60	2%	-1.6%	▼	-1	<b>Civil Commitments</b>	1.7%	1.8%
		<b>GRAND TOTAL</b>	<b>3,303</b>	100%	-9.1%	▼	-331	<b>GRAND TOTAL</b>	100%	100%

**Filings by Division & Code**

Division	Case Type Description	Code	Summary	Change	% Change	Absolute Change
<b>Criminal</b>	Misdemeanor	M	379	▼	-14.8%	-66
	Felony	F	125	▼	-4.6%	-6
	Capias	CA	90	▲	+50.0%	+30
	Show Cause	SC	73	▲	+12.3%	+8
	Civil Violation	CV	9	▼	-71.0%	-22
	<b>Total</b>			<b>676</b>	▼	<b>-7.7%</b>
<b>Traffic</b>	Infraction	I	1,434	▼	-6.6%	-101
	Misdemeanor	M	397	▼	-13.5%	-62
	Capias	CA	3	▼	-50.0%	-3
	Civil Violation	CV	1	↔		-
	Felony	F	0	▼	-100.0%	-1
	Show Cause	SC	0	▼	-100.0%	-4
<b>Total</b>			<b>1,835</b>	▼	<b>-8.5%</b>	<b>-171</b>
<b>Civil</b>	Garnishment	GA	274	▼	-19.9%	-68
	Warrant in Debt	WD	165	▼	-37.0%	-97
	Other	OT	107	▼	+23.0%	+20
	Unlawful Detainer	UD	87	▲	+70.6%	+36
	Detinue	DT	36	▲	+44.0%	+11
	Preliminary Protective Order	PP	31	▲	+29.2%	+7
	Admin License	AL	9	▼	-25.0%	-3
	Protective Order	PO	8	▲	+14.3%	+1
	Abstract	AJ	4	▼	-50.0%	-4
	Show Cause	SC	4	▼	-33.3%	-2
	Impoundment	IM	3	▼	-25.0%	-1
	Bond Forfeiture	BF	2	▲	+100.0%	+1
	Interrogatory	IN	1	▼	-50.0%	-1
	Motion for Judgment	MJ	1	↔		-
	Petition-Restore Arms	PR	0	▼	-100.0%	-1
Tenants Assertion	TA	0	▼	-100.0%	-2	
<b>Total</b>			<b>732</b>	▼	<b>-12.3%</b>	<b>-103</b>
<b>Civil Commitments</b>	Emergency Custody Order	EC	26	▼	-27.8%	-10
	Temporary Detention Order	TD	24	↔		-
	Mental Commitment	MC	8	▲	+700.0%	+7
	Medical Emergency Temporary Detention Order	MT	1	▲	-	+1
	Other	OT	1	▲	-	+1
<b>Total</b>			<b>60</b>	▼	<b>-1.6%</b>	<b>-1</b>
<b>GRAND TOTAL</b>			<b>3,303</b>	▼	-9.1%	-331

**Filings by Major Case Category\*\***

Category	Summary	Change	% Change	Absolute Change
Felony	125	▼	-5.3%	-7
Garnishment	275	▼	-20.1%	-69
General Civil	203	▼	-30.2%	-88
Infraction/Civil Violation	1,444	▼	-7.8%	-123
Involuntary Civil Commitments	1	▲	-	+1
Landlord /Tenant	87	▼	+64.2%	+34
Misdemeanor	776	▼	-14.2%	-128

\* Compared to same time period as previous year

\*\* Case Type Categories are defined in the 2017 Virginia Judicial Workload Assessment



**CPSS - GCMS 10.01 CASELOAD STATISTICS OF THE GENERAL DISTRICT COURTS**  
 January 2022 thru December 2022 Filings (Compared to January 2021 thru December 2021)

Other	353	▲	+13.1%	+41
Protective Orders	39	▲	+25.8%	+8
<b>GRAND TOTAL</b>	<b>3,303</b>	▼	-9.1%	-331

\* Compared to same time period as previous year

\*\* Case Type Categories are defined in the 2017 Virginia Judicial Workload Assessment  
 Source: SCV-SQL-Information

**CPSS - GCMS 10.01 CASELOAD STATISTICS OF THE GENERAL DISTRICT COURTS**  
 January 2022 thru December 2022 Filings (Compared to January 2021 thru December 2021)

2022 Overall GRAND TOTAL		Distribution of Caseload			Change*		Percentage (%) of Caseload		
<b>8,422</b>	-370	<b>Criminal</b>	760	9%	-19.3% ▼	-182	<b>Criminal</b>	2021	2022
		<b>Traffic</b>	5,952	71%	-4.9% ▼	-308	<b>Traffic</b>	10.7%	9.0%
		<b>Civil</b>	1,651	20%	6.0% ▲	+94	<b>Civil</b>	71.2%	70.7%
		<b>Civil Commitments</b>	59	1%	78.8% ▲	+26	<b>Civil Commitments</b>	17.7%	19.6%
		<b>GRAND TOTAL</b>	<b>8,422</b>	100%	-4.2% ▼	-370	<b>GRAND TOTAL</b>	0.4%	0.7%
							<b>GRAND TOTAL</b>	100%	100%

**Filings by Division & Code**

Division	Case Type Description	Code	Summary	Change	% Change	Absolute Change
<b>Criminal</b>	Misdemeanor	M	465	▼	-9.7%	-50
	Felony	F	191	▼	-39.0%	-122
	Capias	CA	38	▼	-19.1%	-9
	Show Cause	SC	34	▲	+6.3%	+2
	Civil Violation	CV	31	▼	-11.4%	-4
	Restricted Operators License	RL	1	▲	-	+1
	<b>Total</b>			<b>760</b>	▼	<b>-19.3%</b>
<b>Traffic</b>	Infraction	I	4,760	▼	-3.1%	-151
	Misdemeanor	M	965	▼	-18.2%	-214
	Capias	CA	166	▲	+43.1%	+50
	Show Cause	SC	48	▲	+33.3%	+12
	Civil Violation	CV	10	▲	+25.0%	+2
	Restricted Operators License	RL	2	▲	-	+2
	Felony	F	1	▼	-88.9%	-8
	Other	O	0	▼	-100.0%	-1
<b>Total</b>			<b>5,952</b>	▼	<b>-4.9%</b>	<b>-308</b>
<b>Civil</b>	Warrant in Debt	WD	567	▼	-13.8%	-91
	Garnishment	GA	453	▲	+3.7%	+16
	Unlawful Detainer	UD	427	▲	+211.7%	+290
	Other	OT	51	▼	-29.2%	-21
	Admin License	AL	49	▼	-34.7%	-26
	Impoundment	IM	19	▼	-32.1%	-9
	Interrogatory	IN	17	▲	+70.0%	+7
	Preliminary Protective Order	PP	13	▼	-70.5%	-31
	Abstract	AJ	12	▼	-25.0%	-4
	Detinue	DT	12	▼	-7.7%	-1
	Show Cause	SC	12	▲	+33.3%	+3
	Motion for Judgment	MJ	8	▼	-65.2%	-15
	Overweight	OC	5	▲	-	+5
	Protective Order	PO	4	▼	-87.5%	-28
	Petition-Restore Arms	PR	1	↔	-	-
	Tenants Assertion	TA	1	▲	-	+1
Counter Claim	CC	0	▼	-100.0%	-2	
<b>Total</b>			<b>1,651</b>	▲	<b>6.0%</b>	<b>+94</b>
<b>Civil Commitments</b>	Temporary Detention Order	TD	51	▲	+96.2%	+25
	Emergency Custody Order	EC	7	↔	-	-
	Petition	PT	1	▲	-	+1
<b>Total</b>			<b>59</b>	▲	<b>78.8%</b>	<b>+26</b>
<b>GRAND TOTAL</b>			<b>8,422</b>	▼	-4.2%	-370

**Filings by Major Case Category\*\***

Category	Summary	Change	% Change	Absolute Change
Felony	192	▼	-40.4%	-130
Garnishment	470	▲	+5.1%	+23
General Civil	603	▼	-16.0%	-115
Infraction/Civil Violation	4,806	▲	-3.0%	-149
Involuntary Civil Commitments	1	▲	-	+1
Landlord /Tenant	428	▲	+212.4%	+291

\* Compared to same time period as previous year

\*\* Case Type Categories are defined in the 2017 Virginia Judicial Workload Assessment

**CPSS - GCMS 10.01 CASELOAD STATISTICS OF THE GENERAL DISTRICT COURTS**

January 2022 thru December 2022 Filings (Compared to January 2021 thru December 2021)



**Isle of Wight**

District: 5 FIPS: 093

Misdemeanor	1,433	▲	-15.4%	-261
Other	472	▼	+6.5%	+29
Protective Orders	17	▼	-77.6%	-59
<b>GRAND TOTAL</b>	<b>8,422</b>	▼	-4.2%	-370

\* Compared to same time period as previous year

\*\* Case Type Categories are defined in the 2017 Virginia Judicial Workload Assessment  
Source: SCV-SQL-Information

2022 Overall GRAND TOTAL		Distribution of Caseload			Change*		Percentage (%) of Caseload		
<b>12,560</b>	+124	<b>Criminal</b>	500	4%	-4.0% ▼	-21	<b>Criminal</b>	2021	2022
		<b>Traffic</b>	11,191	89%	2.3% ▲	+250	<b>Traffic</b>	4.2%	4.0%
		<b>Civil</b>	825	7%	-9.0% ▼	-82	<b>Civil</b>	88.0%	89.1%
		<b>Civil Commitments</b>	44	0%	-34.3% ▼	-23	<b>Civil Commitments</b>	7.3%	6.6%
		<b>GRAND TOTAL</b>	<b>12,560</b>	100%	1.0% ▲	+124	<b>GRAND TOTAL</b>	0.5%	0.4%
							<b>GRAND TOTAL</b>	100%	100%

Filings by Division & Code

Division	Case Type Description	Code	Summary	Change	% Change	Absolute Change
<b>Criminal</b>	Misdemeanor	M	265	▼	-10.5%	-31
	Felony	F	182	▲	+15.9%	+25
	Capias	CA	19	▼	-9.5%	-2
	Show Cause	SC	19	▼	-44.1%	-15
	Civil Violation	CV	15	▲	+15.4%	+2
	<b>Total</b>			<b>500</b>	▼	<b>-4.0%</b>
<b>Traffic</b>	Infraction	I	9,731	▲	+3.9%	+361
	Misdemeanor	M	1,219	▼	-12.7%	-177
	Capias	CA	168	▲	+90.9%	+80
	Show Cause	SC	54	▼	-26.0%	-19
	Civil Violation	CV	9	▲	+125.0%	+5
	Felony	F	8	▼	-20.0%	-2
	Restricted Operators License	RL	2	▲	-	+2
	<b>Total</b>			<b>11,191</b>	▲	<b>2.3%</b>
<b>Civil</b>	Garnishment	GA	306	▲	+24.4%	+60
	Warrant in Debt	WD	258	▼	-43.5%	-199
	Unlawful Detainer	UD	107	▲	+78.3%	+47
	Other	OT	59	▲	+28.3%	+13
	Preliminary Protective Order	PP	25	▲	+56.3%	+9
	Protective Order	PO	21	▲	+31.3%	+5
	Admin License	AL	18	▼	-37.9%	-11
	Detinue	DT	9	▲	+50.0%	+3
	Impoundment	IM	5	↔	-	-
	Motion for Judgment	MJ	5	▲	+66.7%	+2
	Abstract	AJ	3	▼	-25.0%	-1
	Bond Forfeiture	BF	3	▲	+200.0%	+2
	Show Cause	SC	3	▼	-25.0%	-1
	Zoning Violation	ZO	2	▲	-	+2
	Interrogatory	IN	1	▼	-83.3%	-5
	Counter Claim	CC	0	▼	-100.0%	-2
	Overweight	OC	0	▼	-100.0%	-5
	Tenants Assertion	TA	0	▼	-100.0%	-1
<b>Total</b>			<b>825</b>	▼	<b>-9.0%</b>	<b>-82</b>
<b>Civil Commitments</b>	Temporary Detention Order	TD	23	▼	-41.0%	-16
	Emergency Custody Order	EC	21	▼	-25.0%	-7
	<b>Total</b>			<b>44</b>	▼	<b>-34.3%</b>
<b>GRAND TOTAL</b>			<b>12,560</b>	▲	1.0%	+124

Filings by Major Case Category\*\*

Category	Summary	Change	% Change	Absolute Change
Felony	190	▼	+13.8%	+23
Garnishment	307	▼	+21.8%	+55
General Civil	278	▲	-40.6%	-190
Infraction/Civil Violation	9,755	▲	+3.9%	+363
Landlord /Tenant	107	▼	+75.4%	+46
Misdemeanor	1,488	▲	-12.1%	-204
Other	389	▼	+4.6%	+17

\* Compared to same time period as previous year

\*\* Case Type Categories are defined in the 2017 Virginia Judicial Workload Assessment

**CPSS - GCMS 10.01 CASELOAD STATISTICS OF THE GENERAL DISTRICT COURTS**  
 January 2022 thru December 2022 Filings (Compared to January 2021 thru December 2021)

**Southampton**  
 District: 5 FIPS: 175



Protective Orders	46	▲	+43.8%	+14
<b>GRAND TOTAL</b>	<b>12,560</b>	▲	1.0%	+124

\* Compared to same time period as previous year

\*\* Case Type Categories are defined in the 2017 Virginia Judicial Workload Assessment  
 Source: SCV-SQL-Information



**CPSS - GCMS 10.01 CASELOAD STATISTICS OF THE GENERAL DISTRICT COURTS**  
 January 2022 thru December 2022 Filings (Compared to January 2021 thru December 2021)

2022 Overall GRAND TOTAL		Distribution of Caseload			Change*		Percentage (%) of Caseload		
<b>19,378</b>	-612	<b>Criminal</b>	3,338	17%	18.5% ▲	+520	<b>Criminal</b>	2021: 14.1%	2022: 17.2%
		<b>Traffic</b>	7,900	41%	-16.6% ▼	-1,574	<b>Traffic</b>	47.4%	40.8%
2022 		<b>Civil</b>	7,542	39%	7.0% ▲	+493	<b>Civil</b>	35.3%	38.9%
2021 		<b>Civil Commitments</b>	598	3%	-7.9% ▼	-51	<b>Civil Commitments</b>	3.2%	3.1%
		<b>GRAND TOTAL</b>	<b>19,378</b>	100%	-3.1% ▼	-612	<b>GRAND TOTAL</b>	100%	100%

**Filings by Division & Code**

Division	Case Type Description	Code	Summary	Change	% Change	Absolute Change
<b>Criminal</b>	Misdemeanor	M	1,955	▲	+19.4%	+317
	Felony	F	982	▲	+20.2%	+165
	Capias	CA	203	▲	+14.0%	+25
	Show Cause	SC	106	▼	-15.9%	-20
	Civil Violation	CV	92	▲	+55.9%	+33
	<b>Total</b>			<b>3,338</b>	<b>▲</b>	<b>18.5%</b>
<b>Traffic</b>	Infraction	I	4,732	▼	-18.6%	-1,084
	Misdemeanor	M	2,634	▼	-12.3%	-370
	Capias	CA	341	▼	-0.9%	-3
	Show Cause	SC	128	▼	-45.3%	-106
	Civil Violation	CV	53	▼	-18.5%	-12
	Felony	F	12	▲	+20.0%	+2
	Other	O	0	▼	-100.0%	-1
	<b>Total</b>			<b>7,900</b>	<b>▼</b>	<b>-16.6%</b>
<b>Civil</b>	Warrant in Debt	WD	2,714	▼	-4.0%	-113
	Garnishment	GA	2,161	▼	-4.8%	-110
	Unlawful Detainer	UD	1,211	▲	+165.0%	+754
	Other	OT	392	▼	-24.2%	-125
	Detinue	DT	172	▲	+11.7%	+18
	Zoning Violation	ZO	162	▼	-13.4%	-25
	Abstract	AJ	156	▲	+50.0%	+52
	Preliminary Protective Order	PP	138	▼	-7.4%	-11
	Show Cause	SC	100	▼	-12.3%	-14
	Interrogatory	IN	69	▼	-19.8%	-17
	Overweight	OC	64	▲	+20.8%	+11
	Protective Order	PO	50	▼	-29.6%	-21
	Motion for Judgment	MJ	47	▲	+370.0%	+37
	Motor Carrier	MC	47	▲	+80.8%	+21
	Admin License	AL	34	▲	-	+34
	Bond Forfeiture	BF	10	▲	+900.0%	+9
	Capias	CA	4	↔	-	-
	Petition-Restore Arms	PR	4	▲	+33.3%	+1
	Tenants Assertion	TA	4	▼	-66.7%	-8
	Counter Claim	CC	2	↔	-	-
	Third Party Claim	TH	1	▲	-	+1
	Restricted Operators License	RL	0	▼	-100.0%	-1
	<b>Total</b>			<b>7,542</b>	<b>▲</b>	<b>7.0%</b>
<b>Civil Commitments</b>	Temporary Detention Order	TD	287	▼	-5.3%	-16
	Mental Commitment	MC	175	▲	+13.6%	+21
	Emergency Custody Order	EC	128	▼	-31.2%	-58
	Medical Emergency Custody Order	ME	6	▲	+50.0%	+2
	Medical Emergency Temporary Detention Order	MT	2	▲	+100.0%	+1
	Other	OT	0	▼	-100.0%	-1
<b>Total</b>			<b>598</b>	<b>▼</b>	<b>-7.9%</b>	<b>-51</b>
<b>GRAND TOTAL</b>			<b>19,378</b>	<b>▼</b>	<b>-3.1%</b>	<b>-612</b>

\* Compared to same time period as previous year

\*\* Case Type Categories are defined in the 2017 Virginia Judicial Workload Assessment



**Filings by Major Case Category\*\***

Category	Summary	Change	% Change	Absolute Change
Felony	994	▲	+20.2%	+167
Garnishment	2,230	▼	-5.4%	-127
General Civil	3,064	▲	-3.1%	-99
Infraction/Civil Violation	4,988	▲	-17.1%	-1,032
Involuntary Civil Commitments	0	▼	-100.0%	-1
Landlord /Tenant	1,215	▲	+159.1%	+746
Misdemeanor	4,751	▼	-1.6%	-79
Other	1,948	▲	-7.4%	-155
Protective Orders	188	▼	-14.5%	-32
<b>GRAND TOTAL</b>	<b>19,378</b>	▼	-3.1%	-612

\* Compared to same time period as previous year

\*\* Case Type Categories are defined in the 2017 Virginia Judicial Workload Assessment  
 Source: SCV-SQL-Information

**CPSS - GCMS 10.01 CASELOAD STATISTICS OF THE GENERAL DISTRICT COURTS**  
 January 2022 thru December 2022 Filings (Compared to January 2021 thru December 2021)

2022 Overall GRAND TOTAL		Distribution of Caseload			Change*		Percentage (%) of Caseload		
<b>26,336</b>	+903	<b>Criminal</b>	529	2%	11.4% ▲	+54	<b>Criminal</b>	2021 1.9%	2022 2.0%
		<b>Traffic</b>	25,025	95%	3.1% ▲	+743	<b>Traffic</b>	95.5%	95.0%
2022 		<b>Civil</b>	761	3%	19.3% ▲	+123	<b>Civil</b>	2.5%	2.9%
2021 		<b>Civil Commitments</b>	21	0%	-44.7% ▼	-17	<b>Civil Commitments</b>	0.1%	0.1%
		<b>GRAND TOTAL</b>	<b>26,336</b>	100%	3.6% ▲	+903	<b>GRAND TOTAL</b>	100%	100%

**Filings by Division & Code**

Division	Case Type Description	Code	Summary	Change	% Change	Absolute Change
<b>Criminal</b>	Misdemeanor	M	313	▲	+30.4%	+73
	Felony	F	96	▲	+2.1%	+2
	Capias	CA	70	▲	+20.7%	+12
	Show Cause	SC	34	▼	-12.8%	-5
	Civil Violation	CV	16	▼	-62.8%	-27
	Restricted Operators License	RL	0	▼	-100.0%	-1
	<b>Total</b>			<b>529</b>	<b>▲</b>	<b>11.4%</b>
<b>Traffic</b>	Infraction	I	18,531	▲	+6.4%	+1,118
	Misdemeanor	M	6,461	▼	-3.9%	-264
	Capias	CA	18	▼	-81.8%	-81
	Felony	F	7	▼	-56.3%	-9
	Civil Violation	CV	4	▼	-20.0%	-1
	Show Cause	SC	3	▼	-86.4%	-19
	Restricted Operators License	RL	1	↔		-
	Other	O	0	▼	-100.0%	-1
<b>Total</b>			<b>25,025</b>	<b>▲</b>	<b>3.1%</b>	<b>+743</b>
<b>Civil</b>	Warrant in Debt	WD	312	▲	+3.3%	+10
	Garnishment	GA	259	▲	+46.3%	+82
	Unlawful Detainer	UD	87	▲	+74.0%	+37
	Other	OT	24	▼	+26.3%	+5
	Overweight	OC	18	▲	+12.5%	+2
	Admin License	AL	11	▼	-42.1%	-8
	Preliminary Protective Order	PP	11	▲	+10.0%	+1
	Bond Forfeiture	BF	10	▼	-28.6%	-4
	Protective Order	PO	6	▼	-25.0%	-2
	Detinue	DT	5	▲	+400.0%	+4
	Impoundment	IM	4	▼	-50.0%	-4
	Tenants Assertion	TA	4	▲	+300.0%	+3
	Abstract	AJ	3	▲	+200.0%	+2
	Motion for Judgment	MJ	3	▼	-25.0%	-1
	Interrogatory	IN	2	▼	-33.3%	-1
	Show Cause	SC	2	▼	-50.0%	-2
Mechanic's Lien	ML	0	▼	-100.0%	-1	
<b>Total</b>			<b>761</b>	<b>▲</b>	<b>19.3%</b>	<b>+123</b>
<b>Civil Commitments</b>	Temporary Detention Order	TD	13	▼	-45.8%	-11
	Emergency Custody Order	EC	7	▼	-36.4%	-4
	Mental Commitment	MC	1	↔		-
	Medical Emergency Custody Order	ME	0	▼	-100.0%	-2
<b>Total</b>			<b>21</b>	<b>▼</b>	<b>-44.7%</b>	<b>-17</b>
<b>GRAND TOTAL</b>			<b>26,336</b>	<b>▲</b>	<b>3.6%</b>	<b>+903</b>

**Filings by Major Case Category\*\***

Category	Summary	Change	% Change	Absolute Change
Felony	103	▼	-6.4%	-7
Garnishment	261	▲	+45.0%	+81
General Civil	320	▲	+3.2%	+10
Infraction/Civil Violation	18,569	▼	+6.2%	+1,091
Landlord /Tenant	91	▲	+78.4%	+40

\* Compared to same time period as previous year

\*\* Case Type Categories are defined in the 2017 Virginia Judicial Workload Assessment

**CPSS - GCMS 10.01 CASELOAD STATISTICS OF THE GENERAL DISTRICT COURTS**

January 2022 thru December 2022 Filings (Compared to January 2021 thru December 2021)

**Brunswick**

District: 6 FIPS: 025

Misdemeanor	6,775	▼	-2.8%	-192
Other	200	▼	-37.3%	-119
Protective Orders	17	▼	-5.6%	-1
<b>GRAND TOTAL</b>	<b>26,336</b>	▲	3.6%	+903

\* Compared to same time period as previous year

\*\* Case Type Categories are defined in the 2017 Virginia Judicial Workload Assessment  
Source: SCV-SQL-Information

**CPSS - GCMS 10.01 CASELOAD STATISTICS OF THE GENERAL DISTRICT COURTS**  
 January 2022 thru December 2022 Filings (Compared to January 2021 thru December 2021)

2022 Overall GRAND TOTAL		Distribution of Caseload			Change*		Percentage (%) of Caseload			
<b>7,898</b>	-2,589	<b>Criminal</b>	467	6%	-1.7%	▼	-8	<b>Criminal</b>	2021 4.5%	2022 5.9%
		<b>Traffic</b>	6,182	78%	-28.0%	▼	-2,401	<b>Traffic</b>	81.8%	78.3%
2022		<b>Civil</b>	1,214	15%	-13.2%	▼	-184	<b>Civil</b>	13.3%	15.4%
2021		<b>Civil Commitments</b>	35	0%	12.9%	▲	+4	<b>Civil Commitments</b>	0.3%	0.4%
		<b>GRAND TOTAL</b>	<b>7,898</b>	100%	-24.7%	▼	-2,589	<b>GRAND TOTAL</b>	100%	100%

**Filings by Division & Code**

Division	Case Type Description	Code	Summary	Change	% Change	Absolute Change
<b>Criminal</b>	Misdemeanor	M	218	▼	-0.9%	-2
	Felony	F	144	▲	+25.2%	+29
	Capias	CA	67	▼	-11.8%	-9
	Show Cause	SC	34	▼	-39.3%	-22
	Civil Violation	CV	4	▼	-50.0%	-4
	<b>Total</b>			<b>467</b>	▼	<b>-1.7%</b>
<b>Traffic</b>	Infraction	I	5,247	▼	-23.9%	-1,646
	Misdemeanor	M	919	▼	-44.7%	-744
	Capias	CA	7	▼	-41.7%	-5
	Felony	F	6	▼	-33.3%	-3
	Show Cause	SC	3	▼	-40.0%	-2
	Civil Violation	CV	0	▼	-100.0%	-1
	<b>Total</b>			<b>6,182</b>	▼	<b>-28.0%</b>
<b>Civil</b>	Interrogatory	IN	407	▼	-32.2%	-193
	Warrant in Debt	WD	296	▼	-10.0%	-33
	Garnishment	GA	206	▼	-14.5%	-35
	Detinue	DT	166	▲	+78.5%	+73
	Unlawful Detainer	UD	88	▲	+37.5%	+24
	Show Cause	SC	19	▲	+5.6%	+1
	Other	OT	11	▼	-26.7%	-4
	Abstract	AJ	3	▲	+200.0%	+2
	Bond Forfeiture	BF	3	▼	-62.5%	-5
	Motion for Judgment	MJ	3	▲	+50.0%	+1
	Preliminary Protective Order	PP	3	▼	-57.1%	-4
	Capias	CA	2	↔		-
	Impoundment	IM	2	▼	-66.7%	-4
	Petition-Restore Arms	PR	2	▲	+100.0%	+1
	Protective Order	PO	2	▼	-50.0%	-2
	Admin License	AL	1	▼	-83.3%	-5
	Tenants Assertion	TA	0	▼	-100.0%	-1
<b>Total</b>			<b>1,214</b>	▼	<b>-13.2%</b>	<b>-184</b>
<b>Civil Commitments</b>	Temporary Detention Order	TD	21	▲	+10.5%	+2
	Emergency Custody Order	EC	14	▲	+16.7%	+2
	<b>Total</b>		<b>35</b>	▲	<b>12.9%</b>	<b>+4</b>
<b>GRAND TOTAL</b>			<b>7,898</b>	▼	-24.7%	-2,589



**Filings by Major Case Category\*\***

Category	Summary	Change	% Change	Absolute Change
Felony	150	▼	+21.0%	+26
Garnishment	613	▼	-27.1%	-228
General Civil	469	▲	+9.6%	+41
Infraction/Civil Violation	5,251	▼	-23.9%	-1,651
Landlord /Tenant	88	▼	+35.4%	+23
Misdemeanor	1,137	▼	-39.6%	-746
Other	185	▼	-20.6%	-48
Protective Orders	5	▼	-54.5%	-6
<b>GRAND TOTAL</b>	<b>7,898</b>	▼	-24.7%	-2,589

\* Compared to same time period as previous year

\*\* Case Type Categories are defined in the 2017 Virginia Judicial Workload Assessment



2022 Overall GRAND TOTAL	Distribution of Caseload			Change*		Percentage (%) of Caseload		
<b>16,082</b> +2,799	<b>Criminal</b>	343	2%	1.5% ▲	+5	<b>Criminal</b>	2021 2.5%	2022 2.1%
 2022	<b>Traffic</b>	14,488	90%	19.4% ▲	+2,350	<b>Traffic</b>	91.4%	90.1%
 2021	<b>Civil</b>	1,194	7%	60.5% ▲	+450	<b>Civil</b>	5.6%	7.4%
	<b>Civil Commitments</b>	57	0%	-9.5% ▼	-6	<b>Civil Commitments</b>	0.5%	0.4%
	<b>GRAND TOTAL</b>	<b>16,082</b>	100%	21.1% ▲	+2,799	<b>GRAND TOTAL</b>	100%	100%

Filings by Division & Code

Division	Case Type Description	Code	Summary	Change	% Change	Absolute Change
<b>Criminal</b>	Felony	F	176	▲	+29.4%	+40
	Misdemeanor	M	101	▼	-34.0%	-52
	Capias	CA	33	▲	+32.0%	+8
	Show Cause	SC	20	▲	+33.3%	+5
	Civil Violation	CV	13	▲	+44.4%	+4
	<b>Total</b>			<b>343</b>	<b>▲</b>	<b>1.5%</b>
<b>Traffic</b>	Infraction	I	10,116	▲	+25.9%	+2,079
	Misdemeanor	M	4,342	▲	+7.0%	+285
	Capias	CA	16	▼	-30.4%	-7
	Felony	F	7	▼	-46.2%	-6
	Show Cause	SC	6	▼	-25.0%	-2
	Civil Violation	CV	1	▲	-	+1
	<b>Total</b>			<b>14,488</b>	<b>▲</b>	<b>19.4%</b>
<b>Civil</b>	Interrogatory	IN	539	▲	+282.3%	+398
	Warrant in Debt	WD	253	▼	-12.5%	-36
	Garnishment	GA	246	▲	+7.0%	+16
	Unlawful Detainer	UD	93	▲	+272.0%	+68
	Preliminary Protective Order	PP	12	▲	+100.0%	+6
	Show Cause	SC	11	▲	+22.2%	+2
	Other	OT	10	▲	-37.5%	-6
	Abstract	AJ	8	▲	+300.0%	+6
	Admin License	AL	6	▼	-25.0%	-2
	Detinue	DT	4	▲	+100.0%	+2
	Protective Order	PO	4	↔	-	-
	Motion for Judgment	MJ	3	▲	+50.0%	+1
	Impoundment	IM	2	↔	-	-
	Bond Forfeiture	BF	1	▼	-75.0%	-3
	Capias	CA	1	▲	-	+1
	Petition-Restore Arms	PR	1	▲	-	+1
	Overweight	OC	0	▼	-100.0%	-4
	<b>Total</b>			<b>1,194</b>	<b>▲</b>	<b>60.5%</b>
<b>Civil Commitments</b>	Temporary Detention Order	TD	27	▲	+3.8%	+1
	Emergency Custody Order	EC	17	▼	-5.6%	-1
	Mental Commitment	MC	13	▼	-31.6%	-6
	<b>Total</b>			<b>57</b>	<b>▼</b>	<b>-9.5%</b>
<b>GRAND TOTAL</b>			<b>16,082</b>	<b>▲</b>	<b>21.1%</b>	<b>+2,799</b>

Filings by Major Case Category\*\*

Category	Summary	Change	% Change	Absolute Change
Felony	183	▼	+22.8%	+34
Garnishment	785	▲	+111.6%	+414
General Civil	263	▲	-10.5%	-31
Infraction/Civil Violation	10,130	▲	+25.8%	+2,080
Landlord /Tenant	93	▲	+272.0%	+68
Misdemeanor	4,443	▼	+5.5%	+233
Other	169	▲	-2.9%	-5
Protective Orders	16	▲	+60.0%	+6

\* Compared to same time period as previous year

\*\* Case Type Categories are defined in the 2017 Virginia Judicial Workload Assessment

**CPSS - GCMS 10.01 CASELOAD STATISTICS OF THE GENERAL DISTRICT COURTS**

January 2022 thru December 2022 Filings (Compared to January 2021 thru December 2021)

**Greenville**

District: 6 FIPS: 081

---

<i><b>GRAND TOTAL</b></i>	<b>16,082</b>	▲	21.1%	+2,799
---------------------------	---------------	---	-------	--------

---

\* Compared to same time period as previous year

\*\* Case Type Categories are defined in the 2017 Virginia Judicial Workload Assessment  
Source: SCV-SQL-Information



**CPSS - GCMS 10.01 CASELOAD STATISTICS OF THE GENERAL DISTRICT COURTS**  
 January 2022 thru December 2022 Filings (Compared to January 2021 thru December 2021)

2022 Overall GRAND TOTAL		Distribution of Caseload			Change*		Percentage (%) of Caseload		
<b>13,768</b>	+2,922	<b>Criminal</b>	1,326	10%	4.4% ▲	+56	<b>Criminal</b>	2021	2022
		<b>Traffic</b>	8,901	65%	41.0% ▲	+2,588	<b>Traffic</b>	58.2%	64.6%
2022		<b>Civil</b>	2,977	22%	21.3% ▲	+522	<b>Civil</b>	22.6%	21.6%
2021		<b>Civil Commitments</b>	564	4%	-30.2% ▼	-244	<b>Civil Commitments</b>	7.4%	4.1%
		<b>GRAND TOTAL</b>	<b>13,768</b>	100%	26.9% ▲	+2,922	<b>GRAND TOTAL</b>	100%	100%

**Filings by Division & Code**

Division	Case Type Description	Code	Summary	Change	% Change	Absolute Change
<b>Criminal</b>	Misdemeanor	M	697	▲	+2.3%	+16
	Felony	F	415	▲	+18.9%	+66
	Capias	CA	126	▼	-0.8%	-1
	Show Cause	SC	65	▼	-7.1%	-5
	Civil Violation	CV	23	▼	-45.2%	-19
	Motion	MO	0	▼	-100.0%	-1
	<b>Total</b>			<b>1,326</b>	<b>▲</b>	<b>4.4%</b>
<b>Traffic</b>	Infraction	I	6,198	▲	+98.3%	+3,072
	Misdemeanor	M	2,365	▼	-18.6%	-539
	Capias	CA	194	▲	+35.7%	+51
	Show Cause	SC	119	▼	-7.8%	-10
	Felony	F	21	▲	+162.5%	+13
	Motion	MO	3	↔		-
	Restricted Operators License	RL	1	▲	-	+1
<b>Total</b>			<b>8,901</b>	<b>▲</b>	<b>41.0%</b>	<b>+2,588</b>
<b>Civil</b>	Garnishment	GA	1,007	▲	+21.5%	+178
	Warrant in Debt	WD	844	▼	-2.7%	-23
	Unlawful Detainer	UD	832	▲	+115.5%	+446
	Preliminary Protective Order	PP	63	▼	-20.3%	-16
	Other	OT	45	▼	-40.0%	-30
	Show Cause	SC	44	▲	+41.9%	+13
	Protective Order	PO	39	▼	-32.8%	-19
	Detinue	DT	24	▼	-29.4%	-10
	Motion for Judgment	MJ	21	↔		-
	Abstract	AJ	16	▼	-20.0%	-4
	Admin License	AL	14	▼	-26.3%	-5
	Tenants Assertion	TA	8	▲	+14.3%	+1
	Interrogatory	IN	7	▼	-46.2%	-6
	Bond Forfeiture	BF	6	▼	-25.0%	-2
	Counter Claim	CC	2	↔		-
	Interrogatory-Not	IC	2	↔		-
Petition-Restore Arms	PR	2	▲	+100.0%	+1	
Capias	CA	1	▼	-66.7%	-2	
<b>Total</b>			<b>2,977</b>	<b>▲</b>	<b>21.3%</b>	<b>+522</b>
<b>Civil Commitments</b>	Mental Commitment	MC	339	▼	-30.2%	-147
	Emergency Custody Order	EC	92	▼	-17.1%	-19
	Temporary Detention Order	TD	87	▼	-18.7%	-20
	Other	OT	43	▼	-57.4%	-58
	Medical Emergency Temporary Detention Order	MT	3	↔		-
<b>Total</b>			<b>564</b>	<b>▼</b>	<b>-30.2%</b>	<b>-244</b>
<b>GRAND TOTAL</b>			<b>13,768</b>	<b>▲</b>	<b>26.9%</b>	<b>+2,922</b>

**Filings by Major Case Category\*\***

Category	Summary	Change	% Change	Absolute Change
Felony	436	▲	+22.1%	+79
Garnishment	1,014	▼	+20.4%	+172
General Civil	896	▲	-3.6%	-33
Infraction/Civil Violation	6,221	▲	+96.4%	+3,053

\* Compared to same time period as previous year

\*\* Case Type Categories are defined in the 2017 Virginia Judicial Workload Assessment



**CPSS - GCMS 10.01 CASELOAD STATISTICS OF THE GENERAL DISTRICT COURTS**  
 January 2022 thru December 2022 Filings (Compared to January 2021 thru December 2021)

Involuntary Civil Commitments	43	▼	-57.4%	-58
Landlord /Tenant	840	▲	+113.7%	+447
Misdemeanor	3,063	▲	-14.6%	-522
Other	1,153	▼	-13.6%	-181
Protective Orders	102	▼	-25.5%	-35
<b>GRAND TOTAL</b>	<b>13,768</b>	▲	26.9%	+2,922

\* Compared to same time period as previous year

\*\* Case Type Categories are defined in the 2017 Virginia Judicial Workload Assessment  
 Source: SCV-SQL-Information

**CPSS - GCMS 10.01 CASELOAD STATISTICS OF THE GENERAL DISTRICT COURTS**  
 January 2022 thru December 2022 Filings (Compared to January 2021 thru December 2021)

2022 Overall GRAND TOTAL		Distribution of Caseload			Change*		Percentage (%) of Caseload		
<b>12,575</b>	-256	<b>Criminal</b>	1,203	10%	1.1% ▲	+13	<b>Criminal</b>	2021 9.3%	2022 9.6%
		<b>Traffic</b>	8,941	71%	-3.7% ▼	-342	<b>Traffic</b>	72.3%	71.1%
2022 		<b>Civil</b>	2,430	19%	6.8% ▲	+155	<b>Civil</b>	17.7%	19.3%
2021 		<b>Civil Commitments</b>	1	0%	-98.8% ▼	-82	<b>Civil Commitments</b>	0.6%	0.0%
		<b>GRAND TOTAL</b>	<b>12,575</b>	100%	-2.0% ▼	-256	<b>GRAND TOTAL</b>	100%	100%

**Filings by Division & Code**

Division	Case Type Description	Code	Summary	Change	% Change	Absolute Change
<b>Criminal</b>	Misdemeanor	M	570	▲	+6.9%	+37
	Felony	F	405	▲	+7.7%	+29
	Capias	CA	143	▼	-9.5%	-15
	Show Cause	SC	56	▼	-18.8%	-13
	Civil Violation	CV	21	▼	-56.3%	-27
	Motion	MO	8	▲	+60.0%	+3
	Restricted Operators License	RL	0	▼	-100.0%	-1
	<b>Total</b>			<b>1,203</b>	<b>▲</b>	<b>1.1%</b>
<b>Traffic</b>	Infraction	I	6,767	▼	-2.1%	-148
	Misdemeanor	M	1,822	▼	-6.6%	-129
	Capias	CA	209	▼	-7.9%	-18
	Show Cause	SC	110	▼	-32.1%	-52
	Felony	F	27	▲	+22.7%	+5
	Civil Violation	CV	4	▼	-20.0%	-1
	Motion	MO	2	▲	+100.0%	+1
	<b>Total</b>			<b>8,941</b>	<b>▼</b>	<b>-3.7%</b>
<b>Civil</b>	Warrant in Debt	WD	912	▼	-11.8%	-122
	Garnishment	GA	847	▲	+16.2%	+118
	Unlawful Detainer	UD	499	▲	+92.7%	+240
	Show Cause	SC	32	▼	-23.8%	-10
	Other	OT	31	▼	-39.2%	-20
	Preliminary Protective Order	PP	17	▲	+54.5%	+6
	Interrogatory	IN	14	▲	+40.0%	+4
	Overweight	OC	12	▲	+71.4%	+5
	Motion for Judgment	MJ	10	▼	-16.7%	-2
	Bond Forfeiture	BF	9	▲	+80.0%	+4
	Protective Order	PO	9	▼	-40.0%	-6
	Impoundment	IM	8	▼	-77.1%	-27
	Abstract	AJ	7	▼	-61.1%	-11
	Admin License	AL	6	▼	-84.2%	-32
	Petition-Restore Arms	PR	6	▲	-	+6
	Detinue	DT	4	▲	+33.3%	+1
	Restricted Operators License	RL	4	▲	+300.0%	+3
	Tenants Assertion	TA	2	▼	-33.3%	-1
	Counter Claim	CC	1	▲	-	+1
	Capias	CA	0	▼	-100.0%	-2
<b>Total</b>			<b>2,430</b>	<b>▲</b>	<b>6.8%</b>	<b>+155</b>
<b>Civil Commitments</b>	Temporary Detention Order	TD	1	▼	-98.1%	-51
	Emergency Custody Order	EC	0	▼	-100.0%	-29
	Medical Emergency Temporary Detention Order	MT	0	▼	-100.0%	-1
	Mental Commitment	MC	0	▼	-100.0%	-1
	<b>Total</b>			<b>1</b>	<b>▼</b>	<b>-98.8%</b>
<b>GRAND TOTAL</b>			<b>12,575</b>	<b>▼</b>	<b>-2.0%</b>	<b>-256</b>

**Filings by Major Case Category\*\***

Category	Summary	Change	% Change	Absolute Change
Felony	432	▲	+8.5%	+34
Garnishment	861	▲	+16.5%	+122

\* Compared to same time period as previous year

\*\* Case Type Categories are defined in the 2017 Virginia Judicial Workload Assessment



**CPSS - GCMS 10.01 CASELOAD STATISTICS OF THE GENERAL DISTRICT COURTS**

January 2022 thru December 2022 Filings (Compared to January 2021 thru December 2021)

General Civil	944	▲	-11.6%	-124
Infraction/Civil Violation	6,804	▼	-2.5%	-171
Landlord /Tenant	501	▲	+91.2%	+239
Misdemeanor	2,396	▲	-3.6%	-90
Other	611	▲	-30.3%	-266
Protective Orders	26	▲		0
<b>GRAND TOTAL</b>	<b>12,575</b>	▼	-2.0%	-256

\* Compared to same time period as previous year

\*\* Case Type Categories are defined in the 2017 Virginia Judicial Workload Assessment  
Source: SCV-SQL-Information

2022 Overall GRAND TOTAL		Distribution of Caseload			Change*		Percentage (%) of Caseload			
2022 	1,408	+107	Criminal	128	9%	-5.9% ▼	-8	Criminal	2021	2022
			Traffic	1,013	72%	10.8% ▲	+99	Traffic	10.5%	9.1%
2021 			Civil	254	18%	5.4% ▲	+13	Civil	70.3%	71.9%
			Civil Commitments	13	1%	30.0% ▲	+3	Civil Commitments	18.5%	18.0%
			<b>GRAND TOTAL</b>	<b>1,408</b>	100%	8.2% ▲	+107	<b>GRAND TOTAL</b>	100%	100%

Filings by Division & Code



Division	Case Type Description	Code	Summary	Change	% Change	Absolute Change
<b>Criminal</b>	Misdemeanor	M	72	▼	-12.2%	-10
	Felony	F	32	▲	+10.3%	+3
	Show Cause	SC	10	▼	-37.5%	-6
	Capias	CA	8	▲	+60.0%	+3
	Civil Violation	CV	6	▲	+50.0%	+2
	<b>Total</b>			<b>128</b>	▼	<b>-5.9%</b>
<b>Traffic</b>	Infraction	I	886	▲	+17.5%	+132
	Misdemeanor	M	120	▼	-18.9%	-28
	Show Cause	SC	4	↔	-	-
	Capias	CA	3	▲	+50.0%	+1
	Felony	F	0	▼	-100.0%	-6
	<b>Total</b>			<b>1,013</b>	▲	<b>10.8%</b>
<b>Civil</b>	Warrant in Debt	WD	100	▼	-15.3%	-18
	Garnishment	GA	95	▲	+30.1%	+22
	Unlawful Detainer	UD	33	▲	+153.8%	+20
	Other	OT	12	▲	+50.0%	+4
	Admin License	AL	4	▼	-42.9%	-3
	Preliminary Protective Order	PP	4	▼	-33.3%	-2
	Abstract	AJ	2	▲	+100.0%	+1
	Impoundment	IM	1	▼	-50.0%	-1
	Motion for Judgment	MJ	1	↔	-	-
	Protective Order	PO	1	▼	-66.7%	-2
	Tenants Assertion	TA	1	▲	-	+1
	Capias	CA	0	▼	-100.0%	-1
	Detinue	DT	0	▼	-100.0%	-1
	Interrogatory	IN	0	▼	-100.0%	-2
	Restricted Operators License	RL	0	▼	-100.0%	-1
	Show Cause	SC	0	▼	-100.0%	-4
<b>Total</b>			<b>254</b>	▲	<b>5.4%</b>	<b>+13</b>
<b>Civil Commitments</b>	Temporary Detention Order	TD	9	▲	+12.5%	+1
	Emergency Custody Order	EC	4	▲	+100.0%	+2
	<b>Total</b>		<b>13</b>	▲	<b>30.0%</b>	<b>+3</b>
<b>GRAND TOTAL</b>			<b>1,408</b>	▲	8.2%	+107

Filings by Major Case Category\*\*

Category	Summary	Change	% Change	Absolute Change
Felony	32	▼	-8.6%	-3
Garnishment	95	▼	+26.7%	+20
General Civil	103	▼	-14.9%	-18
Infraction/Civil Violation	892	▲	+17.7%	+134
Landlord /Tenant	34	▲	+161.5%	+21
Misdemeanor	192	▼	-16.9%	-39
Other	55	▲	-6.8%	-4
Protective Orders	5	▼	-44.4%	-4
<b>GRAND TOTAL</b>	<b>1,408</b>	▲	8.2%	+107

\* Compared to same time period as previous year

\*\* Case Type Categories are defined in the 2017 Virginia Judicial Workload Assessment

2022 Overall GRAND TOTAL		Distribution of Caseload			Change*		Percentage (%) of Caseload		
<b>14,478</b>	+1,317	<b>Criminal</b>	321	2%	-5.0% ▼	-17	<b>Criminal</b>	2021	2022
		<b>Traffic</b>	13,522	93%	10.5% ▲	+1,289	<b>Traffic</b>	2.6%	2.2%
		<b>Civil</b>	611	4%	7.4% ▲	+42	<b>Civil</b>	92.9%	93.4%
		<b>Civil Commitments</b>	24	0%	14.3% ▲	+3	<b>Civil Commitments</b>	4.3%	4.2%
		<b>GRAND TOTAL</b>	<b>14,478</b>	100%	10.0% ▲	+1,317	<b>GRAND TOTAL</b>	0.2%	0.2%
							<b>GRAND TOTAL</b>	100%	100%

**Filings by Division & Code**

Division	Case Type Description	Code	Summary	Change	% Change	Absolute Change
<b>Criminal</b>	Misdemeanor	M	150	▼	-16.7%	-30
	Felony	F	118	▲	+16.8%	+17
	Capias	CA	21	▲	+40.0%	+6
	Civil Violation	CV	20	▼	-35.5%	-11
	Show Cause	SC	12	▲	+9.1%	+1
	<b>Total</b>			<b>321</b>	▼	<b>-5.0%</b>
<b>Traffic</b>	Infraction	I	9,309	▲	+17.9%	+1,416
	Misdemeanor	M	4,067	▼	-3.1%	-128
	Capias	CA	90	▼	-9.1%	-9
	Show Cause	SC	35	▲	+2.9%	+1
	Felony	F	15	▲	+50.0%	+5
	Civil Violation	CV	6	▲	+200.0%	+4
	<b>Total</b>			<b>13,522</b>	▲	<b>10.5%</b>
<b>Civil</b>	Warrant in Debt	WD	265	▼	-11.4%	-34
	Garnishment	GA	212	▲	+19.8%	+35
	Unlawful Detainer	UD	90	▲	+233.3%	+63
	Admin License	AL	7	▼	-41.7%	-5
	Other	OT	6	▼	-33.3%	-3
	Preliminary Protective Order	PP	6	▼	-25.0%	-2
	Motion for Judgment	MJ	4	▼	-20.0%	-1
	Overweight	OC	4	▼	-20.0%	-1
	Protective Order	PO	4	↔		-
	Show Cause	SC	4	▼	-33.3%	-2
	Detinue	DT	3	▼	-72.7%	-8
	Bond Forfeiture	BF	2	▼	-50.0%	-2
	Impoundment	IM	2	▲		+2
	Interrogatory	IN	1	▲		+1
	Tenants Assertion	TA	1	↔		-
	Third Party Claim	TH	0	▼	-100.0%	-1
<b>Total</b>			<b>611</b>	▲	<b>7.4%</b>	<b>+42</b>
<b>Civil Commitments</b>	Temporary Detention Order	TD	19	▲	+18.8%	+3
	Emergency Custody Order	EC	4	▲	+33.3%	+1
	Mental Commitment	MC	1	▼	-50.0%	-1
	<b>Total</b>			<b>24</b>	▲	<b>14.3%</b>
<b>GRAND TOTAL</b>			<b>14,478</b>	▲	10.0%	+1,317

**Filings by Major Case Category\*\***

Category	Summary	Change	% Change	Absolute Change
Felony	133	▲	+19.8%	+22
Garnishment	213	▲	+20.3%	+36
General Civil	272	▼	-14.2%	-45
Infraction/Civil Violation	9,339	▲	+17.8%	+1,408
Landlord /Tenant	91	▲	+225.0%	+63
Misdemeanor	4,217	▼	-3.6%	-158
Other	203	▲	-3.3%	-7
Protective Orders	10	▼	-16.7%	-2
<b>GRAND TOTAL</b>	<b>14,478</b>	▲	10.0%	+1,317

\* Compared to same time period as previous year

\*\* Case Type Categories are defined in the 2017 Virginia Judicial Workload Assessment

\* Compared to same time period as previous year

\*\* Case Type Categories are defined in the 2017 Virginia Judicial Workload Assessment  
Source: SCV-SQL-Information

2022 Overall GRAND TOTAL		Distribution of Caseload			Change*		Percentage (%) of Caseload		
<b>27,639</b>	+8,315	<b>Criminal</b>	27	0%	-78.0% ▼	-96	<b>Criminal</b>	2021	2022
2022		<b>Civil</b>	26,569	96%	46.3% ▲	+8,409	<b>Civil</b>	0.6%	0.1%
2021		<b>Civil Commitments</b>	1,043	4%	0.2% ▲	+2	<b>Civil Commitments</b>	94.0%	96.1%
		<b>GRAND TOTAL</b>	<b>27,639</b>	100%	43.0% ▲	+8,315	<b>GRAND TOTAL</b>	5.4%	3.8%
							<b>GRAND TOTAL</b>	100%	100%

Filings by Division & Code

Division	Case Type Description	Code	Summary	Change	% Change	Absolute Change
<b>Criminal</b>	Show Cause	SC	20	▼	-82.3%	-93
	Capias	CA	7	▼	-30.0%	-3
	<b>Total</b>		<b>27</b>	▼	<b>-78.0%</b>	<b>-96</b>
<b>Civil</b>	Garnishment	GA	11,141	▲	+55.1%	+3,959
	Unlawful Detainer	UD	6,626	▲	+204.6%	+4,451
	Warrant in Debt	WD	5,165	▼	-10.1%	-579
	Motion for Judgment	MJ	858	▲	+6.1%	+49
	Other	OT	836	▲	+3.2%	+26
	Show Cause	SC	625	▲	+204.9%	+420
	Preliminary Protective Order	PP	418	▲	+22.6%	+77
	Protective Order	PO	306	▲	+33.0%	+76
	Abstract	AJ	245	▲	+7.0%	+16
	Interrogatory	IN	211	▼	-8.3%	-19
	Detinue	DT	88	▼	-38.9%	-56
	Tenants Assertion	TA	23	▼	-34.3%	-12
	Counter Claim	CC	12	▼	-20.0%	-3
	Mechanic's Lien	ML	7	▲	-	+7
	Petition-Restore Arms	PR	3	▼	-25.0%	-1
	Petition to Require Blood Test	BT	2	▼	-33.3%	-1
	Third Party Claim	TH	2	▼	-33.3%	-1
Cross Claim	CR	1	↔	-	-	
	<b>Total</b>		<b>26,569</b>	▲	<b>46.3%</b>	<b>+8,409</b>
<b>Civil Commitments</b>	Temporary Detention Order	TD	730	▼	-4.3%	-33
	Emergency Custody Order	EC	312	▲	+12.2%	+34
	Medical Emergency Temporary Detention Order	MT	1	▲	-	+1
	<b>Total</b>		<b>1,043</b>	▲	<b>0.2%</b>	<b>+2</b>
	<b>GRAND TOTAL</b>		<b>27,639</b>	▲	<b>43.0%</b>	<b>+8,315</b>

Filings by Major Case Category\*\*

Category	Summary	Change	% Change	Absolute Change
Garnishment	11,352	▲	+53.2%	+3,940
General Civil	6,136	▲	-8.5%	-573
Landlord /Tenant	6,649	▲	+200.9%	+4,439
Other	2,778	▲	+14.7%	+356
Protective Orders	724	▲	+26.8%	+153
	<b>GRAND TOTAL</b>	▲	<b>43.0%</b>	<b>+8,315</b>

\* Compared to same time period as previous year

\*\* Case Type Categories are defined in the 2017 Virginia Judicial Workload Assessment



2022 Overall GRAND TOTAL		Distribution of Caseload			Change*		Percentage (%) of Caseload		
<b>8,685</b>	+987	<b>Criminal</b>	8,310	96%	15.0% ▲	+1,082	<b>Criminal</b>	2021 93.9%	2022 95.7%
		<b>Traffic</b>	316	4%	-13.2% ▼	-48	<b>Traffic</b>	4.7%	3.6%
2022		<b>Civil</b>	59	1%	-44.3% ▼	-47	<b>Civil</b>	1.4%	0.7%
2021		<b>GRAND TOTAL</b>	<b>8,685</b>	100%	12.8% ▲	+987	<b>GRAND TOTAL</b>	100%	100%

Filings by Division & Code



Division	Case Type Description	Code	Summary	Change	% Change	Absolute Change
<b>Criminal</b>	Misdemeanor	M	5,349	▲	+23.7%	+1,026
	Felony	F	2,558	▲	+16.4%	+360
	Show Cause	SC	199	▼	-27.1%	-74
	Capias	CA	100	▼	-62.3%	-165
	Civil Violation	CV	85	▼	-48.5%	-80
	Restricted Operators License	RL	10	▲	+400.0%	+8
	Motion	MO	9	▲	+350.0%	+7
	<b>Total</b>			<b>8,310</b>	▲	<b>15.0%</b>
<b>Traffic</b>	Infraction	I	176	▲	+6.7%	+11
	Misdemeanor	M	123	▼	-27.2%	-46
	Felony	F	12	▼	-50.0%	-12
	Motion	MO	2	▲	+100.0%	+1
	Show Cause	SC	2	▲	-	+2
	Restricted Operators License	RL	1	▼	-80.0%	-4
	<b>Total</b>			<b>316</b>	▼	<b>-13.2%</b>
<b>Civil</b>	Bond Forfeiture	BF	52	▼	-48.5%	-49
	Impoundment	IM	3	▲	-	+3
	Admin License	AL	2	▼	-33.3%	-1
	Other	OT	1	▲	-	+1
	Show Cause	SC	1	▲	-	+1
	Restricted Operators License	RL	0	▼	-100.0%	-2
<b>Total</b>			<b>59</b>	▼	<b>-44.3%</b>	<b>-47</b>
<b>GRAND TOTAL</b>			<b>8,685</b>	▲	12.8%	+987

Filings by Major Case Category\*\*

Category	Summary	Change	% Change	Absolute Change
Felony	2,570	▼	+15.7%	+348
General Civil	1	▲	-	+1
Infraction/Civil Violation	261	▼	-20.9%	-69
Misdemeanor	5,483	▲	+21.8%	+982
Other	370	▲	-42.6%	-275
<b>GRAND TOTAL</b>	<b>8,685</b>	▲	12.8%	+987

\* Compared to same time period as previous year

\*\* Case Type Categories are defined in the 2017 Virginia Judicial Workload Assessment  
 Source: SCV-SQL-Information

2022 Overall GRAND TOTAL		Distribution of Caseload			Change*		Percentage (%) of Caseload		
<b>15,612</b>	+292	<b>Criminal</b>	1,609	10%	8.8% ▲	+130	<b>Criminal</b>	2021 9.7%	2022 10.3%
2022 		<b>Traffic</b>	13,513	87%	0.7% ▲	+88	<b>Traffic</b>	87.6%	86.6%
2021 		<b>Civil</b>	490	3%	17.8% ▲	+74	<b>Civil</b>	2.7%	3.1%
		<b>GRAND TOTAL</b>	<b>15,612</b>	100%	1.9% ▲	+292	<b>GRAND TOTAL</b>	100%	100%

Filings by Division & Code

Division	Case Type Description	Code	Summary	Change	% Change	Absolute Change
<b>Criminal</b>	Misdemeanor	M	1,143	▲	+18.0%	+174
	Civil Violation	CV	153	▼	-4.4%	-7
	Show Cause	SC	139	▲	+43.3%	+42
	Felony	F	126	▼	-16.6%	-25
	Capias	CA	34	▼	-60.9%	-53
	Motion	MO	12	▼	-20.0%	-3
	Restricted Operators License	RL	2	▲	-	+2
	<b>Total</b>			<b>1,609</b>	<b>▲</b>	<b>8.8%</b>
<b>Traffic</b>	Infraction	I	8,511	▲	+0.0%	+1
	Misdemeanor	M	4,017	▼	-8.9%	-393
	Other	O	829	▲	+116.4%	+446
	Show Cause	SC	89	▲	+71.2%	+37
	Felony	F	54	▲	+285.7%	+40
	Capias	CA	8	▼	-84.0%	-42
	Civil Violation	CV	4	▼	-20.0%	-1
	Restricted Operators License	RL	1	↔	-	-
<b>Total</b>			<b>13,513</b>	<b>▲</b>	<b>0.7%</b>	<b>+88</b>
<b>Civil</b>	Admin License	AL	404	▲	+17.4%	+60
	Impoundment	IM	53	▲	+35.9%	+14
	Bond Forfeiture	BF	14	▼	-33.3%	-7
	Other	OT	14	▲	+16.7%	+2
	Garnishment	GA	5	▲	-	+5
<b>Total</b>			<b>490</b>	<b>▲</b>	<b>17.8%</b>	<b>+74</b>
<b>GRAND TOTAL</b>			<b>15,612</b>	<b>▲</b>	<b>1.9%</b>	<b>+292</b>

Filings by Major Case Category\*\*

Category	Summary	Change	% Change	Absolute Change
Felony	180	▲	+9.1%	+15
Garnishment	5	▲	-	+5
General Civil	14	▲	+16.7%	+2
Infraction/Civil Violation	9,497	▲	+4.8%	+439
Misdemeanor	5,163	▲	-4.0%	-217
Other	753	▼	+6.8%	+48
<b>GRAND TOTAL</b>	<b>15,612</b>	<b>▲</b>	<b>1.9%</b>	<b>+292</b>



\* Compared to same time period as previous year

\*\* Case Type Categories are defined in the 2017 Virginia Judicial Workload Assessment  
 Source: SCV-SQL-Information

**CPSS - GCMS 10.01 CASELOAD STATISTICS OF THE GENERAL DISTRICT COURTS**  
 January 2022 thru December 2022 Filings (Compared to January 2021 thru December 2021)

**Hampton**

District: 8 FIPS: 650

2022 Overall GRAND TOTAL		Distribution of Caseload			Change*		Percentage (%) of Caseload		
<b>35,986</b>	+2,063	<b>Criminal</b>	5,471	15%	16.6% ▲	+777	<b>Criminal</b>	2021 13.8%	2022 15.2%
		<b>Traffic</b>	10,109	28%	-20.3% ▼	-2,575	<b>Traffic</b>	37.4%	28.1%
2022 		<b>Civil</b>	18,040	50%	25.1% ▲	+3,623	<b>Civil</b>	42.5%	50.1%
2021 		<b>Civil Commitments</b>	2,366	7%	11.2% ▲	+238	<b>Civil Commitments</b>	6.3%	6.6%
		<b>GRAND TOTAL</b>	<b>35,986</b>	100%	6.1% ▲	+2,063	<b>GRAND TOTAL</b>	100%	100%

**Filings by Division & Code**

Division	Case Type Description	Code	Summary	Change	% Change	Absolute Change
<b>Criminal</b>	Misdemeanor	M	3,441	▲	+20.0%	+574
	Felony	F	1,301	▲	+13.0%	+150
	Show Cause	SC	425	▲	+50.7%	+143
	Capias	CA	160	▲	+44.1%	+49
	Civil Violation	CV	144	▼	-48.9%	-138
	Restricted Operators License	RL	0	▼	-100.0%	-1
	<b>Total</b>			<b>5,471</b>	<b>▲</b>	<b>16.6%</b>
<b>Traffic</b>	Infraction	I	6,940	▼	-22.5%	-2,019
	Misdemeanor	M	3,051	▼	-15.3%	-550
	Felony	F	53	▼	-27.4%	-20
	Show Cause	SC	32	▲	+113.3%	+17
	Restricted Operators License	RL	23	▲	+27.8%	+5
	Capias	CA	10	▼	-44.4%	-8
<b>Total</b>			<b>10,109</b>	<b>▼</b>	<b>-20.3%</b>	<b>-2,575</b>
<b>Civil</b>	Warrant in Debt	WD	6,023	▲	+0.6%	+37
	Unlawful Detainer	UD	5,036	▲	+175.8%	+3,210
	Garnishment	GA	4,203	▼	-0.7%	-29
	Other	OT	505	▲	+17.7%	+76
	Preliminary Protective Order	PP	476	▲	+8.9%	+39
	Motion for Judgment	MJ	383	▲	+183.7%	+248
	Protective Order	PO	305	▼	-7.6%	-25
	Show Cause	SC	275	▲	+19.0%	+44
	Admin License	AL	227	▲	+17.6%	+34
	Abstract	AJ	154	▲	+40.0%	+44
	Interrogatory	IN	152	▼	-2.6%	-4
	Detinue	DT	135	▼	-19.6%	-33
	Bond Forfeiture	BF	90	▼	-8.2%	-8
	Tenants Assertion	TA	44	▲	+22.2%	+8
	Counter Claim	CC	13	▼	-43.5%	-10
	Capias	CA	8	↔		-
	Petition-Restore Arms	PR	8	▲	+60.0%	+3
	Impoundment	IM	2	▼	-50.0%	-2
	Third Party Claim	TH	1	▼	-66.7%	-2
	Overweight	OC	0	▼	-100.0%	-5
	Petition to Require Blood Test	BT	0	▼	-100.0%	-1
	Restricted Operators License	RL	0	▼	-100.0%	-1
<b>Total</b>			<b>18,040</b>	<b>▲</b>	<b>25.1%</b>	<b>+3,623</b>
<b>Civil Commitments</b>	Mental Commitment	MC	1,276	▲	+8.8%	+103
	Temporary Detention Order	TD	802	▲	+6.1%	+46
	Emergency Custody Order	EC	153	▲	+37.8%	+42
	Other	OT	105	▲	+36.4%	+28
	Medical Emergency Temporary Detention Order	MT	25	▲	+212.5%	+17
	Medical Emergency Custody Order	ME	5	▲	+66.7%	+2
<b>Total</b>			<b>2,366</b>	<b>▲</b>	<b>11.2%</b>	<b>+238</b>
<b>GRAND TOTAL</b>			<b>35,986</b>	<b>▲</b>	<b>6.1%</b>	<b>+2,063</b>

\* Compared to same time period as previous year



\*\* Case Type Categories are defined in the 2017 Virginia Judicial Workload Assessment

**Filings by Major Case Category\*\***

Category	Summary	Change	% Change	Absolute Change
Felony	1,354	▼	+10.6%	+130
Garnishment	4,355	▼	-0.8%	-33
General Civil	6,663	▲	+4.3%	+276
Infraction/Civil Violation	7,084	▼	-23.4%	-2,162
Involuntary Civil Commitments	105	▲	+36.4%	+28
Landlord /Tenant	5,080	▲	+172.8%	+3,218
Misdemeanor	6,515	▼	+0.4%	+27
Other	4,049	▲	+16.2%	+565
Protective Orders	781	▲	+1.8%	+14
<b>GRAND TOTAL</b>	<b>35,986</b>	▲	6.1%	+2,063

\* Compared to same time period as previous year

\*\* Case Type Categories are defined in the 2017 Virginia Judicial Workload Assessment  
 Source: SCV-SQL-Information

2022 Overall GRAND TOTAL		Distribution of Caseload		Change*		Percentage (%) of Caseload			
<b>985</b>	-248	<b>Criminal</b>	219	22%	10.6% ▲	+21	<b>Criminal</b>	2021	2022
		<b>Traffic</b>	503	51%	-33.6% ▼	-254	<b>Traffic</b>	16.1%	22.2%
		<b>Civil</b>	259	26%	-4.8% ▼	-13	<b>Civil</b>	61.4%	51.1%
		<b>Civil Commitments</b>	4	0%	-33.3% ▼	-2	<b>Civil Commitments</b>	22.1%	26.3%
		<b>GRAND TOTAL</b>	<b>985</b>	100%	-20.1% ▼	-248	<b>GRAND TOTAL</b>	0.5%	0.4%
							<b>GRAND TOTAL</b>	100%	100%

Filings by Division & Code

Division	Case Type Description	Code	Summary	Change	% Change	Absolute Change
<b>Criminal</b>	Misdemeanor	M	185	▲	+17.1%	+27
	Felony	F	20	▼	-9.1%	-2
	Capias	CA	7	▲	+16.7%	+1
	Civil Violation	CV	4	▲	+100.0%	+2
	Show Cause	SC	3	▼	-66.7%	-6
	Motion	MO	0	▼	-100.0%	-1
	<b>Total</b>			<b>219</b>	<b>▲</b>	<b>10.6%</b>
<b>Traffic</b>	Infraction	I	410	▼	-34.9%	-220
	Misdemeanor	M	78	▼	-27.1%	-29
	Capias	CA	6	▼	-57.1%	-8
	Felony	F	5	▲	+66.7%	+2
	Show Cause	SC	4	▲	+300.0%	+3
	Motion	MO	0	▼	-100.0%	-2
	<b>Total</b>			<b>503</b>	<b>▼</b>	<b>-33.6%</b>
<b>Civil</b>	Garnishment	GA	110	▲	+12.2%	+12
	Warrant in Debt	WD	92	▼	-23.3%	-28
	Unlawful Detainer	UD	16	▲	+14.3%	+2
	Protective Order	PO	13	▲	+30.0%	+3
	Preliminary Protective Order	PP	11	▲	+22.2%	+2
	Other	OT	10	▲	+11.1%	+1
	Admin License	AL	3	▼	-40.0%	-2
	Interrogatory	IN	2	▲	-	+2
	Bond Forfeiture	BF	1	▲	-	+1
	Detinue	DT	1	▲	-	+1
	Abstract	AJ	0	▼	-100.0%	-4
	Capias	CA	0	▼	-100.0%	-1
	Counter Claim	CC	0	▼	-100.0%	-2
	<b>Total</b>			<b>259</b>	<b>▼</b>	<b>-4.8%</b>
<b>Civil Commitments</b>	Emergency Custody Order	EC	3	▲	+50.0%	+1
	Temporary Detention Order	TD	1	▼	-75.0%	-3
	<b>Total</b>		<b>4</b>	<b>▼</b>	<b>-33.3%</b>	<b>-2</b>
<b>GRAND TOTAL</b>			<b>985</b>	<b>▼</b>	<b>-20.1%</b>	<b>-248</b>

Filings by Major Case Category\*\*



Category	Summary	Change	% Change	Absolute Change
Felony	25	▲		0
Garnishment	112	▲	+14.3%	+14
General Civil	93	▲	-22.5%	-27
Infraction/Civil Violation	414	▲	-34.5%	-218
Landlord /Tenant	16	▲	+14.3%	+2
Misdemeanor	263	▼	-0.8%	-2
Other	38	▲	-36.7%	-22
Protective Orders	24	▲	+26.3%	+5
<b>GRAND TOTAL</b>		<b>985</b>	<b>▼</b>	<b>-20.1%</b>

\* Compared to same time period as previous year

\*\* Case Type Categories are defined in the 2017 Virginia Judicial Workload Assessment

**CPSS - GCMS 10.01 CASELOAD STATISTICS OF THE GENERAL DISTRICT COURTS**

January 2022 thru December 2022 Filings (Compared to January 2021 thru December 2021)

2022 Overall GRAND TOTAL		Distribution of Caseload			Change*		Percentage (%) of Caseload		
<b>10,035</b>	+1,912	<b>Criminal</b>	1,270	13%	-6.8% ▼	-93	<b>Criminal</b>	2021	2022
		<b>Traffic</b>	7,056	70%	39.7% ▲	+2,004	<b>Traffic</b>	16.8%	12.7%
		<b>Civil</b>	1,609	16%	2.2% ▲	+35	<b>Civil</b>	62.2%	70.3%
		<b>Civil Commitments</b>	100	1%	-25.4% ▼	-34	<b>Civil Commitments</b>	19.4%	16.0%
		<b>GRAND TOTAL</b>	<b>10,035</b>	100%	23.5% ▲	+1,912	<b>GRAND TOTAL</b>	1.6%	1.0%
							<b>GRAND TOTAL</b>	100%	100%

**Filings by Division & Code**

Division	Case Type Description	Code	Summary	Change	% Change	Absolute Change
<b>Criminal</b>	Misdemeanor	M	766	▼	-6.4%	-52
	Felony	F	283	▼	-2.4%	-7
	Capias	CA	121	▼	-23.4%	-37
	Show Cause	SC	59	▲	+3.5%	+2
	Civil Violation	CV	41	▲	+2.5%	+1
	<b>Total</b>			<b>1,270</b>	▼	<b>-6.8%</b>
<b>Traffic</b>	Infraction	I	6,333	▲	+42.0%	+1,873
	Misdemeanor	M	643	▲	+24.6%	+127
	Show Cause	SC	32	▼	-5.9%	-2
	Capias	CA	26	▼	-3.7%	-1
	Felony	F	16	▲	+77.8%	+7
	Restricted Operators License	RL	6	▲	+100.0%	+3
	Civil Violation	CV	0	▼	-100.0%	-3
	<b>Total</b>			<b>7,056</b>	▲	<b>39.7%</b>
<b>Civil</b>	Warrant in Debt	WD	565	▼	-18.6%	-129
	Garnishment	GA	395	▲	+4.2%	+16
	Unlawful Detainer	UD	208	▲	+114.4%	+111
	Admin License	AL	113	▲	+52.7%	+39
	Other	OT	104	▼	+19.5%	+17
	Preliminary Protective Order	PP	60	▼	-16.7%	-12
	Impoundment	IM	57	▲	+23.9%	+11
	Protective Order	PO	37	▼	-14.0%	-6
	Show Cause	SC	15	↔		-
	Detinue	DT	12	↔		-
	Motion for Judgment	MJ	12	▲	+140.0%	+7
	Interrogatory	IN	10	▼	-58.3%	-14
	Bond Forfeiture	BF	8	▲	+14.3%	+1
	Abstract	AJ	7	▼	-12.5%	-1
	Counter Claim	CC	3	▲	-	+3
	Tenants Assertion	TA	2	▼	-50.0%	-2
	Overweight	OC	1	▼	-66.7%	-2
	Capias	CA	0	▼	-100.0%	-2
	Petition-Restore Arms	PR	0	▼	-100.0%	-2
<b>Total</b>			<b>1,609</b>	▲	<b>2.2%</b>	<b>+35</b>
<b>Civil Commitments</b>	Temporary Detention Order	TD	73	▼	-26.3%	-26
	Emergency Custody Order	EC	26	▼	-25.7%	-9
	Mental Commitment	MC	1	▲	-	+1
	<b>Total</b>			<b>100</b>	▼	<b>-25.4%</b>
<b>GRAND TOTAL</b>			<b>10,035</b>	▲	23.5%	+1,912

**Filings by Major Case Category\*\***

Category	Summary	Change	% Change	Absolute Change
Felony	299	▲		0
Garnishment	405	▼	+0.5%	+2
General Civil	591	▼	-17.9%	-129
Infraction/Civil Violation	6,375	▼	+41.5%	+1,869
Landlord /Tenant	210	▲	+107.9%	+109
Misdemeanor	1,415	▲	+5.8%	+78

\* Compared to same time period as previous year

\*\* Case Type Categories are defined in the 2017 Virginia Judicial Workload Assessment

**CPSS - GCMS 10.01 CASELOAD STATISTICS OF THE GENERAL DISTRICT COURTS**

January 2022 thru December 2022 Filings (Compared to January 2021 thru December 2021)

**Gloucester**

District: 9 FIPS: 073

Other	643	▲	+0.2%	+1
Protective Orders	97	▼	-15.7%	-18
<b>GRAND TOTAL</b>	<b>10,035</b>	▲	23.5%	+1,912

\* Compared to same time period as previous year

\*\* Case Type Categories are defined in the 2017 Virginia Judicial Workload Assessment  
Source: SCV-SQL-Information

2022 Overall GRAND TOTAL		Distribution of Caseload			Change*		Percentage (%) of Caseload			
<b>5,709</b>	+936	<b>Criminal</b>	402	7%	-16.4%	▼	-79	<b>Criminal</b>	2021: 10.1%	2022: 7.0%
		<b>Traffic</b>	5,015	88%	25.9%	▲	+1,031	<b>Traffic</b>	83.5%	87.8%
2022		<b>Civil</b>	283	5%	-1.4%	▲	-4	<b>Civil</b>	6.0%	5.0%
2021		<b>Civil Commitments</b>	9	0%	-57.1%	▼	-12	<b>Civil Commitments</b>	0.4%	0.2%
		<b>GRAND TOTAL</b>	<b>5,709</b>	100%	19.6%	▲	+936	<b>GRAND TOTAL</b>	100%	100%

Filings by Division & Code

Division	Case Type Description	Code	Summary	Change	% Change	Absolute Change
<b>Criminal</b>	Misdemeanor	M	284	↔		-
	Felony	F	63	▼	-45.2%	-52
	Capias	CA	21	▼	-22.2%	-6
	Show Cause	SC	18	▼	-41.9%	-13
	Civil Violation	CV	15	▼	-37.5%	-9
	Restricted Operators License	RL	1	▲	-	+1
	<b>Total</b>			<b>402</b>	▼	<b>-16.4%</b>
<b>Traffic</b>	Infraction	I	4,371	▲	+28.3%	+965
	Misdemeanor	M	631	▲	+11.1%	+63
	Capias	CA	6	▲	+200.0%	+4
	Show Cause	SC	4	↔		-
	Civil Violation	CV	2	▼	-33.3%	-1
	Restricted Operators License	RL	1	↔		-
	<b>Total</b>			<b>5,015</b>	▲	<b>25.9%</b>
<b>Civil</b>	Warrant in Debt	WD	94	▼	-27.7%	-36
	Garnishment	GA	82	▲	+30.2%	+19
	Other	OT	32	↔	+33.3%	+8
	Unlawful Detainer	UD	24	▲	+60.0%	+9
	Admin License	AL	21	▼	-19.2%	-5
	Preliminary Protective Order	PP	13	▲	+85.7%	+6
	Protective Order	PO	6	↔		-
	Impoundment	IM	4	▼	-50.0%	-4
	Bond Forfeiture	BF	2	▲	-	+2
	Detinue	DT	2	▼	-33.3%	-1
	Interrogatory	IN	2	▲	-	+2
	Counter Claim	CC	1	↔		-
	Abstract	AJ	0	▼	-100.0%	-1
	Interrogatory-Not	IC	0	▼	-100.0%	-2
	Show Cause	SC	0	▼	-100.0%	-1
<b>Total</b>			<b>283</b>	▼	<b>-1.4%</b>	<b>-4</b>
<b>Civil Commitments</b>	Temporary Detention Order	TD	7	▼	-61.1%	-11
	Emergency Custody Order	EC	2	↔		-
	Medical Emergency Custody Order	ME	0	▼	-100.0%	-1
<b>Total</b>			<b>9</b>	▼	<b>-57.1%</b>	<b>-12</b>
<b>GRAND TOTAL</b>			<b>5,709</b>	▲	19.6%	+936

Filings by Major Case Category\*\*

Category	Summary	Change	% Change	Absolute Change
Felony	63	▼	-45.2%	-52
Garnishment	84	▲	+33.3%	+21
General Civil	98	▼	-29.5%	-41
Infraction/Civil Violation	4,388	▼	+27.8%	+955
Landlord /Tenant	24	▲	+60.0%	+9
Misdemeanor	917	▲	+7.5%	+64
Other	116	▲	-18.3%	-26
Protective Orders	19	▲	+46.2%	+6
<b>GRAND TOTAL</b>	<b>5,709</b>	▲	19.6%	+936

\* Compared to same time period as previous year



\*\* Case Type Categories are defined in the 2017 Virginia Judicial Workload Assessment



\* Compared to same time period as previous year

\*\* Case Type Categories are defined in the 2017 Virginia Judicial Workload Assessment  
Source: SCV-SQL-Information

**CPSS - GCMS 10.01 CASELOAD STATISTICS OF THE GENERAL DISTRICT COURTS**  
 January 2022 thru December 2022 Filings (Compared to January 2021 thru December 2021)

2022 Overall GRAND TOTAL		Distribution of Caseload			Change*		Percentage (%) of Caseload		
<b>4,031</b>	+338	<b>Criminal</b>	419	10%	11.1% ▲	+42	<b>Criminal</b>	2021	2022
		<b>Traffic</b>	2,933	73%	13.0% ▲	+337	<b>Traffic</b>	10.2%	10.4%
		<b>Civil</b>	659	16%	-7.2% ▼	-51	<b>Civil</b>	70.3%	72.8%
		<b>Civil Commitments</b>	20	0%	100.0% ▲	+10	<b>Civil Commitments</b>	19.2%	16.3%
		<b>GRAND TOTAL</b>	<b>4,031</b>	100%	9.2% ▲	+338	<b>GRAND TOTAL</b>	0.3%	0.5%
							<b>GRAND TOTAL</b>	100%	100%

**Filings by Division & Code**

Division	Case Type Description	Code	Summary	Change	% Change	Absolute Change
<b>Criminal</b>	Misdemeanor	M	266	▲	+14.2%	+33
	Felony	F	78	▼	-15.2%	-14
	Capias	CA	32	▲	+23.1%	+6
	Show Cause	SC	24	▲	+71.4%	+10
	Civil Violation	CV	18	▲	+50.0%	+6
	Restricted Operators License	RL	1	▲	-	+1
	<b>Total</b>			<b>419</b>	<b>▲</b>	<b>11.1%</b>
<b>Traffic</b>	Infraction	I	2,517	▲	+10.3%	+235
	Misdemeanor	M	406	▲	+36.7%	+109
	Show Cause	SC	8	▲	+14.3%	+1
	Capias	CA	2	▼	-66.7%	-4
	Felony	F	0	▼	-100.0%	-2
	Restricted Operators License	RL	0	▼	-100.0%	-2
	<b>Total</b>			<b>2,933</b>	<b>▲</b>	<b>13.0%</b>
<b>Civil</b>	Warrant in Debt	WD	303	▼	-22.3%	-87
	Garnishment	GA	175	▲	+16.7%	+25
	Unlawful Detainer	UD	54	▲	+170.0%	+34
	Other	OT	38	▼	-20.8%	-10
	Admin License	AL	34	↔	-	-
	Preliminary Protective Order	PP	14	▼	-33.3%	-7
	Protective Order	PO	11	▼	-50.0%	-11
	Impoundment	IM	10	▲	+25.0%	+2
	Interrogatory	IN	7	▲	+16.7%	+1
	Abstract	AJ	4	▲	+100.0%	+2
	Bond Forfeiture	BF	2	▼	-33.3%	-1
	Counter Claim	CC	2	▲	+100.0%	+1
	Detinue	DT	2	▼	-50.0%	-2
	Interrogatory-Not	IC	1	▲	-	+1
	Petition-Restore Arms	PR	1	▲	-	+1
Show Cause	SC	1	↔	-	-	
<b>Total</b>			<b>659</b>	<b>▼</b>	<b>-7.2%</b>	<b>-51</b>
<b>Civil Commitments</b>	Temporary Detention Order	TD	13	▲	+85.7%	+6
	Emergency Custody Order	EC	5	▲	+66.7%	+2
	Mental Commitment	MC	1	▲	-	+1
	Other	OT	1	▲	-	+1
	<b>Total</b>			<b>20</b>	<b>▲</b>	<b>100.0%</b>
<b>GRAND TOTAL</b>			<b>4,031</b>	<b>▲</b>	<b>9.2%</b>	<b>+338</b>

**Filings by Major Case Category\*\***

Category	Summary	Change	% Change	Absolute Change
Felony	78	▼	-17.0%	-16
Garnishment	182	▲	+16.7%	+26
General Civil	310	▲	-22.9%	-92
Infraction/Civil Violation	2,535	▲	+10.5%	+241
Involuntary Civil Commitments	1	▲	-	+1
Landlord /Tenant	54	▲	+170.0%	+34
Misdemeanor	673	▲	+26.5%	+141

\* Compared to same time period as previous year



\*\* Case Type Categories are defined in the 2017 Virginia Judicial Workload Assessment

**CPSS - GCMS 10.01 CASELOAD STATISTICS OF THE GENERAL DISTRICT COURTS**  
 January 2022 thru December 2022 Filings (Compared to January 2021 thru December 2021)

Other	173	▲	+13.8%	+21
Protective Orders	25	▼	-41.9%	-18
<b>GRAND TOTAL</b>	<b>4,031</b>	▲	9.2%	+338

\* Compared to same time period as previous year

\*\* Case Type Categories are defined in the 2017 Virginia Judicial Workload Assessment  
 Source: SCV-SQL-Information

2022 Overall GRAND TOTAL		Distribution of Caseload			Change*		Percentage (%) of Caseload		
2022 	2021 	<b>2,163</b>	+252						
		<b>Criminal</b>	190	9%	1.6% ▲	+3	<b>Criminal</b>	2021: 9.8%	2022: 8.8%
		<b>Traffic</b>	1,745	81%	17.4% ▲	+258	<b>Traffic</b>	77.8%	80.7%
		<b>Civil</b>	214	10%	-4.0% ▼	-9	<b>Civil</b>	11.7%	9.9%
		<b>Civil Commitments</b>	14	1%	0.0%	0	<b>Civil Commitments</b>	0.7%	0.6%
		<b>GRAND TOTAL</b>	<b>2,163</b>	100%	13.2% ▲	+252	<b>GRAND TOTAL</b>	100%	100%

Filings by Division & Code

Division	Case Type Description	Code	Summary	Change	% Change	Absolute Change
<b>Criminal</b>	Misdemeanor	M	133	▲	+16.7%	+19
	Felony	F	24	▼	-40.0%	-16
	Civil Violation	CV	15	▲	+15.4%	+2
	Capias	CA	10	▲	+11.1%	+1
	Show Cause	SC	8	▼	-20.0%	-2
	Restricted Operators License	RL	0	▼	-100.0%	-1
	<b>Total</b>			<b>190</b>	<b>▲</b>	<b>1.6%</b>
<b>Traffic</b>	Infraction	I	1,499	▲	+17.1%	+219
	Misdemeanor	M	230	▲	+23.7%	+44
	Capias	CA	8	▲	+33.3%	+2
	Show Cause	SC	7	▼	-50.0%	-7
	Felony	F	1	↔		-
<b>Total</b>			<b>1,745</b>	<b>▲</b>	<b>17.4%</b>	<b>+258</b>
<b>Civil</b>	Warrant in Debt	WD	74	▼	-23.7%	-23
	Garnishment	GA	48	▲	+6.7%	+3
	Unlawful Detainer	UD	27	▲	+28.6%	+6
	Other	OT	22	▲	+4.8%	+1
	Preliminary Protective Order	PP	10	▲	+42.9%	+3
	Admin License	AL	9	▼	-35.7%	-5
	Interrogatory	IN	7	▲	+250.0%	+5
	Protective Order	PO	7	▲	+40.0%	+2
	Impoundment	IM	4	▲	+300.0%	+3
	Counter Claim	CC	3	↔		-
	Abstract	AJ	1	↔		-
	Detinue	DT	1	▼	-66.7%	-2
	Tenants Assertion	TA	1	↔		-
	Petition-Restore Arms	PR	0	▼	-100.0%	-2
<b>Total</b>			<b>214</b>	<b>▼</b>	<b>-4.0%</b>	<b>-9</b>
<b>Civil Commitments</b>	Emergency Custody Order	EC	7	▲	+133.3%	+4
	Temporary Detention Order	TD	7	▼	-36.4%	-4
<b>Total</b>			<b>14</b>		<b>0.0%</b>	<b>0</b>
<b>GRAND TOTAL</b>			<b>2,163</b>	<b>▲</b>	<b>13.2%</b>	<b>+252</b>



Filings by Major Case Category\*\*

Category	Summary	Change	% Change	Absolute Change
Felony	25	▼	-39.0%	-16
Garnishment	55	▲	+17.0%	+8
General Civil	76	▼	-26.2%	-27
Infraction/Civil Violation	1,514	▲	+17.1%	+221
Landlord /Tenant	28	▲	+27.3%	+6
Misdemeanor	363	▼	+20.6%	+62
Other	85	▲	-7.6%	-7
Protective Orders	17	▲	+41.7%	+5
<b>GRAND TOTAL</b>	<b>2,163</b>	<b>▲</b>	<b>13.2%</b>	<b>+252</b>

\* Compared to same time period as previous year

\*\* Case Type Categories are defined in the 2017 Virginia Judicial Workload Assessment

Source: SCV-SQL-Information

2022 Overall GRAND TOTAL		Distribution of Caseload			Change*		Percentage (%) of Caseload		
<b>1,515</b>	-181	<b>Criminal</b>	373	25%	40.8% ▲	+108	<b>Criminal</b>	2021	2022
		<b>Traffic</b>	872	58%	-21.2% ▼	-235	<b>Traffic</b>	15.6%	24.6%
		<b>Civil</b>	252	17%	-16.0% ▼	-48	<b>Civil</b>	65.3%	57.6%
		<b>Civil Commitments</b>	18	1%	-25.0% ▼	-6	<b>Civil Commitments</b>	17.7%	16.6%
		<b>GRAND TOTAL</b>	<b>1,515</b>	100%	-10.7% ▼	-181	<b>GRAND TOTAL</b>	1.4%	1.2%
							<b>GRAND TOTAL</b>	100%	100%

Filings by Division & Code

Division	Case Type Description	Code	Summary	Change	% Change	Absolute Change
<b>Criminal</b>	Misdemeanor	M	267	▲	+51.7%	+91
	Felony	F	60	▲	+50.0%	+20
	Capias	CA	25	▲	+25.0%	+5
	Show Cause	SC	16	▼	-11.1%	-2
	Civil Violation	CV	5	▼	-44.4%	-4
	Motion	MO	0	▼	-100.0%	-1
	Restricted Operators License	RL	0	▼	-100.0%	-1
	<b>Total</b>			<b>373</b>	<b>▲</b>	<b>40.8%</b>
<b>Traffic</b>	Infraction	I	679	▼	-23.0%	-203
	Misdemeanor	M	188	▼	-11.7%	-25
	Show Cause	SC	3	▼	-57.1%	-4
	Capias	CA	1	↔		-
	Felony	F	1	▼	-66.7%	-2
	Civil Violation	CV	0	▼	-100.0%	-1
<b>Total</b>			<b>872</b>	<b>▼</b>	<b>-21.2%</b>	<b>-235</b>
<b>Civil</b>	Warrant in Debt	WD	107	▼	-13.0%	-16
	Garnishment	GA	48	▲	+4.3%	+2
	Unlawful Detainer	UD	34	▲	+47.8%	+11
	Admin License	AL	18	▲	+38.5%	+5
	Other	OT	18	▼	-53.8%	-21
	Protective Order	PO	10	▼	-16.7%	-2
	Preliminary Protective Order	PP	8	▼	-65.2%	-15
	Detinue	DT	3	▼	-50.0%	-3
	Abstract	AJ	2	↔		-
	Counter Claim	CC	1	▼	-66.7%	-2
	Impoundment	IM	1	▼	-50.0%	-1
	Interrogatory	IN	1	▼	-80.0%	-4
	Tenants Assertion	TA	1	▼	-50.0%	-1
Restricted Operators License	RL	0	▼	-100.0%	-1	
<b>Total</b>			<b>252</b>	<b>▼</b>	<b>-16.0%</b>	<b>-48</b>
<b>Civil Commitments</b>	Temporary Detention Order	TD	13	▼	-23.5%	-4
	Emergency Custody Order	EC	5	▼	-28.6%	-2
<b>Total</b>			<b>18</b>	<b>▼</b>	<b>-25.0%</b>	<b>-6</b>
<b>GRAND TOTAL</b>			<b>1,515</b>	<b>▼</b>	<b>-10.7%</b>	<b>-181</b>

Filings by Major Case Category\*\*



Category	Summary	Change	% Change	Absolute Change
Felony	61	▼	+41.9%	+18
Garnishment	49	▼	-3.9%	-2
General Civil	111	▼	-14.6%	-19
Infraction/Civil Violation	684	▼	-23.3%	-208
Landlord /Tenant	35	▼	+40.0%	+10
Misdemeanor	455	▼	+16.4%	+64
Other	102	▼	-20.9%	-27
Protective Orders	18	▼	-48.6%	-17
<b>GRAND TOTAL</b>	<b>1,515</b>	<b>▼</b>	<b>-10.7%</b>	<b>-181</b>

\* Compared to same time period as previous year

\*\* Case Type Categories are defined in the 2017 Virginia Judicial Workload Assessment

\* Compared to same time period as previous year

\*\* Case Type Categories are defined in the 2017 Virginia Judicial Workload Assessment  
Source: SCV-SQL-Information

2022 Overall GRAND TOTAL		Distribution of Caseload			Change*		Percentage (%) of Caseload			
<b>11,550</b>	-298	<b>Criminal</b>	898	8%	-15.0%	▼	-158	<b>Criminal</b>	2021: 8.9%	2022: 7.8%
		<b>Traffic</b>	9,783	85%	-1.5%	▼	-152	<b>Traffic</b>	83.9%	84.7%
2022 		<b>Civil</b>	866	7%	1.6%	▲	+14	<b>Civil</b>	7.2%	7.5%
2021 		<b>Civil Commitments</b>	3	0%	-40.0%	▲	-2	<b>Civil Commitments</b>	0.0%	0.0%
		<b>GRAND TOTAL</b>	<b>11,550</b>	100%	-2.5%	▼	-298	<b>GRAND TOTAL</b>	100%	100%

Filings by Division & Code

Division	Case Type Description	Code	Summary	Change	% Change	Absolute Change
<b>Criminal</b>	Misdemeanor	M	550	▼	-17.5%	-117
	Felony	F	210	▼	-10.3%	-24
	Capias	CA	68	▼	-10.5%	-8
	Civil Violation	CV	42	▼	-2.3%	-1
	Show Cause	SC	28	▼	-22.2%	-8
	<b>Total</b>			<b>898</b>	▼	<b>-15.0%</b>
<b>Traffic</b>	Infraction	I	6,857	▲	+2.6%	+176
	Misdemeanor	M	2,685	▼	-11.5%	-348
	Capias	CA	128	▲	+34.7%	+33
	Show Cause	SC	84	▼	-17.6%	-18
	Felony	F	24	▲	+9.1%	+2
	Civil Violation	CV	4	▲	+100.0%	+2
	Restricted Operators License	RL	1	▲	-	+1
	<b>Total</b>			<b>9,783</b>	▼	<b>-1.5%</b>
<b>Civil</b>	Warrant in Debt	WD	369	▲	+0.8%	+3
	Garnishment	GA	212	▲	+41.3%	+62
	Admin License	AL	82	▼	-8.9%	-8
	Unlawful Detainer	UD	48	▲	+182.4%	+31
	Other	OT	47	▼	-23.0%	-14
	Impoundment	IM	36	▼	-26.5%	-13
	Preliminary Protective Order	PP	26	▼	-46.9%	-23
	Protective Order	PO	21	▼	-22.2%	-6
	Motion for Judgment	MJ	7	▲	+75.0%	+3
	Abstract	AJ	4	▼	-66.7%	-8
	Detinue	DT	4	▲	+100.0%	+2
	Show Cause	SC	4	▲	+33.3%	+1
	Interrogatory	IN	3	▼	-50.0%	-3
	Bond Forfeiture	BF	2	▼	-75.0%	-6
	Counter Claim	CC	1	↔	-	-
	Overweight	OC	0	▼	-100.0%	-4
	Petition-Restore Arms	PR	0	▼	-100.0%	-1
Tenants Assertion	TA	0	▼	-100.0%	-2	
<b>Total</b>			<b>866</b>	▲	<b>1.6%</b>	<b>+14</b>
<b>Civil Commitments</b>	Emergency Custody Order	EC	3	▲	+200.0%	+2
	Medical Emergency Custody Order	ME	0	▼	-100.0%	-1
	Temporary Detention Order	TD	0	▼	-100.0%	-3
	<b>Total</b>			<b>3</b>	▼	<b>-40.0%</b>
<b>GRAND TOTAL</b>			<b>11,550</b>	▼	-2.5%	-298

Filings by Major Case Category\*\*

Category	Summary	Change	% Change	Absolute Change
Felony	234	▼	-8.6%	-22
Garnishment	215	▼	+37.8%	+59
General Civil	385	▲	+0.5%	+2
Infraction/Civil Violation	6,903	▲	+2.6%	+173
Landlord /Tenant	48	▲	+152.6%	+29
Misdemeanor	3,236	▲	-12.5%	-464
Other	482	▼	-8.7%	-46

\* Compared to same time period as previous year

\*\* Case Type Categories are defined in the 2017 Virginia Judicial Workload Assessment

**CPSS - GCMS 10.01 CASELOAD STATISTICS OF THE GENERAL DISTRICT COURTS**  
 January 2022 thru December 2022 Filings (Compared to January 2021 thru December 2021)

**New Kent**

District: 9 FIPS: 127



Protective Orders	47	▼	-38.2%	-29
<b>GRAND TOTAL</b>	<b>11,550</b>	▼	-2.5%	-298

\* Compared to same time period as previous year

\*\* Case Type Categories are defined in the 2017 Virginia Judicial Workload Assessment  
 Source: SCV-SQL-Information



**CPSS - GCMS 10.01 CASELOAD STATISTICS OF THE GENERAL DISTRICT COURTS**  
 January 2022 thru December 2022 Filings (Compared to January 2021 thru December 2021)

2022 Overall GRAND TOTAL		Distribution of Caseload			Change*		Percentage (%) of Caseload		
<b>14,122</b>	+8	<b>Criminal</b>	2,418	17%	15.2% ▲	+319	<b>Criminal</b>	2021	2022
		<b>Traffic</b>	5,799	41%	-4.6% ▼	-282	<b>Traffic</b>	14.9%	17.1%
2022 		<b>Civil</b>	3,630	26%	14.4% ▲	+456	<b>Civil</b>	43.1%	41.1%
2021 		<b>Civil Commitments</b>	2,275	16%	-17.6% ▼	-485	<b>Civil Commitments</b>	22.5%	25.7%
		<b>GRAND TOTAL</b>	<b>14,122</b>	100%	0.1% ▲	+8	<b>GRAND TOTAL</b>	19.6%	16.1%
							<b>GRAND TOTAL</b>	100%	100%

**Filings by Division & Code**

Division	Case Type Description	Code	Summary	Change	% Change	Absolute Change
<b>Criminal</b>	Misdemeanor	M	1,419	▲	+17.8%	+214
	Felony	F	493	▲	+1.2%	+6
	Capias	CA	254	▲	+20.4%	+43
	Show Cause	SC	135	▲	+48.4%	+44
	Civil Violation	CV	74	▲	+45.1%	+23
	Motion	MO	43	▼	-18.9%	-10
	Restricted Operators License	RL	0	▼	-100.0%	-1
	<b>Total</b>			<b>2,418</b>	▲	<b>15.2%</b>
<b>Traffic</b>	Infraction	I	4,444	▼	-8.9%	-434
	Misdemeanor	M	1,232	▲	+10.9%	+121
	Capias	CA	46	▼	-27.0%	-17
	Show Cause	SC	42	▲	+250.0%	+30
	Felony	F	32	▲	+128.6%	+18
	Civil Violation	CV	1	↔		-
	Motion	MO	1	↔		-
	Restricted Operators License	RL	1	↔		-
<b>Total</b>			<b>5,799</b>	▼	<b>-4.6%</b>	<b>-282</b>
<b>Civil</b>	Warrant in Debt	WD	1,091	▼	-18.3%	-245
	Garnishment	GA	891	▲	+17.4%	+132
	Unlawful Detainer	UD	844	▲	+150.4%	+507
	Admin License	AL	179	▲	+1.1%	+2
	Other	OT	158	▲	-7.6%	-13
	Preliminary Protective Order	PP	109	▲	+70.3%	+45
	Protective Order	PO	93	▲	+66.1%	+37
	Interrogatory	IN	61	▼	-26.5%	-22
	Motion for Judgment	MJ	49	▲	+36.1%	+13
	Abstract	AJ	43	▲	+53.6%	+15
	Show Cause	SC	41	▲	+5.1%	+2
	Impoundment	IM	26	▲	+271.4%	+19
	Bond Forfeiture	BF	16	▼	-46.7%	-14
	Counter Claim	CC	8	▲	+100.0%	+4
	Detinue	DT	8	▼	-57.9%	-11
	Overweight	OC	6	▼	-50.0%	-6
	Tenants Assertion	TA	6	↔		-
	Mechanic's Lien	ML	1	▲	-	+1
	Capias	CA	0	▼	-100.0%	-2
	Petition-Restore Arms	PR	0	▼	-100.0%	-6
Third Party Claim	TH	0	▼	-100.0%	-1	
Zoning Violation	ZO	0	▼	-100.0%	-1	
<b>Total</b>			<b>3,630</b>	▲	<b>14.4%</b>	<b>+456</b>
<b>Civil Commitments</b>	Mental Commitment	MC	1,646	▼	-28.7%	-664
	Other	OT	389	▲	+108.0%	+202
	Temporary Detention Order	TD	174	▼	-15.9%	-33
	Emergency Custody Order	EC	65	▲	+20.4%	+11
	Medical Emergency Temporary Detention Order	MT	1	↔		-
	Petition	PT	0	▼	-100.0%	-1
<b>Total</b>			<b>2,275</b>	▼	<b>-17.6%</b>	<b>-485</b>
<b>GRAND TOTAL</b>			<b>14,122</b>	▲	0.1%	+8

\* Compared to same time period as previous year

\*\* Case Type Categories are defined in the 2017 Virginia Judicial Workload Assessment



**Filings by Major Case Category\*\***

Category	Summary	Change	% Change	Absolute Change
Felony	525	▲	+4.8%	+24
Garnishment	952	▼	+13.1%	+110
General Civil	1,177	▲	-16.3%	-229
Infraction/Civil Violation	4,525	▼	-8.4%	-417
Involuntary Civil Commitments	389	▲	+106.9%	+201
Landlord /Tenant	850	▲	+147.8%	+507
Misdemeanor	2,652	▼	+14.4%	+333
Other	2,850	▲	-17.5%	-603
Protective Orders	202	▲	+68.3%	+82
<b>GRAND TOTAL</b>	<b>14,122</b>	▲	0.1%	+8

\* Compared to same time period as previous year

\*\* Case Type Categories are defined in the 2017 Virginia Judicial Workload Assessment  
 Source: SCV-SQL-Information

**CPSS - GCMS 10.01 CASELOAD STATISTICS OF THE GENERAL DISTRICT COURTS**  
 January 2022 thru December 2022 Filings (Compared to January 2021 thru December 2021)

2022 Overall GRAND TOTAL		Distribution of Caseload			Change*		Percentage (%) of Caseload		
<b>14,650</b>	+2,147	<b>Criminal</b>	2,015	14%	20.9% ▲	+348	<b>Criminal</b>	2021	2022
		<b>Traffic</b>	9,430	64%	16.4% ▲	+1,326	<b>Traffic</b>	13.3%	13.8%
		<b>Civil</b>	3,116	21%	18.3% ▲	+482	<b>Civil</b>	64.8%	64.4%
		<b>Civil Commitments</b>	89	1%	-9.2% ▼	-9	<b>Civil Commitments</b>	21.1%	21.3%
		<b>GRAND TOTAL</b>	<b>14,650</b>	100%	17.2% ▲	+2,147	<b>GRAND TOTAL</b>	0.8%	0.6%
							<b>GRAND TOTAL</b>	100%	100%

**Filings by Division & Code**

Division	Case Type Description	Code	Summary	Change	% Change	Absolute Change
<b>Criminal</b>	Misdemeanor	M	1,235	▲	+34.7%	+318
	Felony	F	459	▼	-0.4%	-2
	Capias	CA	172	▲	+17.0%	+25
	Show Cause	SC	104	▲	+8.3%	+8
	Civil Violation	CV	45	▼	-2.2%	-1
	<b>Total</b>			<b>2,015</b>	<b>▲</b>	<b>20.9%</b>
<b>Traffic</b>	Infraction	I	7,495	▲	+16.1%	+1,037
	Misdemeanor	M	1,859	▲	+19.2%	+299
	Capias	CA	30	▼	-11.8%	-4
	Show Cause	SC	24	▼	-27.3%	-9
	Felony	F	17	↔		-
	Restricted Operators License	RL	4	▲	+100.0%	+2
	Civil Violation	CV	1	▲	-	+1
	<b>Total</b>			<b>9,430</b>	<b>▲</b>	<b>16.4%</b>
<b>Civil</b>	Warrant in Debt	WD	1,149	▼	-1.9%	-22
	Garnishment	GA	754	▲	+13.7%	+91
	Unlawful Detainer	UD	514	▲	+127.4%	+288
	Other	OT	167	▲	+36.9%	+45
	Admin License	AL	127	▲	+21.0%	+22
	Preliminary Protective Order	PP	107	▲	+84.5%	+49
	Protective Order	PO	76	▲	+35.7%	+20
	Impoundment	IM	43	▲	+10.3%	+4
	Abstract	AJ	39	▲	+25.8%	+8
	Interrogatory	IN	35	▲	+25.0%	+7
	Zoning Violation	ZO	28	▼	-34.9%	-15
	Show Cause	SC	23	▼	-25.8%	-8
	Bond Forfeiture	BF	15	▲	+200.0%	+10
	Motion for Judgment	MJ	10	▼	-44.4%	-8
	Overweight	OC	10	▼	-23.1%	-3
	Detinue	DT	7	▼	-46.2%	-6
	Counter Claim	CC	5	▲	+25.0%	+1
	Tenants Assertion	TA	3	▲	+200.0%	+2
	Capias	CA	2	▼	-33.3%	-1
	Restricted Operators License	RL	1	▲	-	+1
	Third Party Claim	TH	1	↔		-
Petition-Restore Arms	PR	0	▼	-100.0%	-3	
<b>Total</b>			<b>3,116</b>	<b>▲</b>	<b>18.3%</b>	<b>+482</b>
<b>Civil Commitments</b>	Temporary Detention Order	TD	62	▼	-8.8%	-6
	Emergency Custody Order	EC	23	▼	-11.5%	-3
	Medical Emergency Temporary Detention Order	MT	3	▲	+200.0%	+2
	Medical Emergency Custody Order	ME	1	▲	-	+1
	Other	OT	0	▼	-100.0%	-3
<b>Total</b>			<b>89</b>	<b>▼</b>	<b>-9.2%</b>	<b>-9</b>
<b>GRAND TOTAL</b>			<b>14,650</b>	<b>▲</b>	<b>17.2%</b>	<b>+2,147</b>

\* Compared to same time period as previous year

\*\* Case Type Categories are defined in the 2017 Virginia Judicial Workload Assessment

**Filings by Major Case Category\*\***

Category	Summary	Change	% Change	Absolute Change
Felony	476	▼	-0.4%	-2
Garnishment	789	▲	+14.2%	+98
General Civil	1,183	▼	-2.7%	-33
Infraction/Civil Violation	7,551	▲	+15.9%	+1,034
Involuntary Civil Commitments	0	▼	-100.0%	-3
Landlord /Tenant	517	▲	+127.8%	+290
Misdemeanor	3,127	▲	+24.0%	+605
Other	824	▲	+12.1%	+89
Protective Orders	183	▲	+60.5%	+69
<b>GRAND TOTAL</b>	<b>14,650</b>	▲	17.2%	+2,147

\* Compared to same time period as previous year

\*\* Case Type Categories are defined in the 2017 Virginia Judicial Workload Assessment  
 Source: SCV-SQL-Information

2022 Overall GRAND TOTAL		Distribution of Caseload			Change*		Percentage (%) of Caseload		
<b>3,705</b>	+734	<b>Criminal</b>	461	12%	44.5% ▲	+142	<b>Criminal</b>	2021 10.7%	2022 12.4%
		<b>Traffic</b>	2,369	64%	22.9% ▲	+442	<b>Traffic</b>	64.9%	63.9%
2022		<b>Civil</b>	855	23%	23.7% ▲	+164	<b>Civil</b>	23.3%	23.1%
2021		<b>Civil Commitments</b>	20	1%	-41.2% ▼	-14	<b>Civil Commitments</b>	1.1%	0.5%
		<b>GRAND TOTAL</b>	<b>3,705</b>	100%	24.7% ▲	+734	<b>GRAND TOTAL</b>	100%	100%

Filings by Division & Code

Division	Case Type Description	Code	Summary	Change	% Change	Absolute Change
<b>Criminal</b>	Misdemeanor	M	276	▲	+65.3%	+109
	Felony	F	123	▲	+68.5%	+50
	Capias	CA	31	▼	-6.1%	-2
	Show Cause	SC	20	▼	-48.7%	-19
	Civil Violation	CV	11	▲	+57.1%	+4
	<b>Total</b>			<b>461</b>	<b>▲</b>	<b>44.5%</b>
<b>Traffic</b>	Infraction	I	2,029	▲	+24.6%	+400
	Misdemeanor	M	309	▲	+12.4%	+34
	Show Cause	SC	18	▲	+100.0%	+9
	Capias	CA	11	▼	-21.4%	-3
	Felony	F	2	▲	-	+2
	<b>Total</b>			<b>2,369</b>	<b>▲</b>	<b>22.9%</b>
<b>Civil</b>	Warrant in Debt	WD	308	▲	+10.8%	+30
	Garnishment	GA	238	▲	+43.4%	+72
	Other	OT	57	▲	-26.9%	-21
	Unlawful Detainer	UD	52	▲	+33.3%	+13
	Detinue	DT	45	▲	+150.0%	+27
	Preliminary Protective Order	PP	32	▲	+6.7%	+2
	Protective Order	PO	30	▲	+7.1%	+2
	Interrogatory	IN	24	▲	+200.0%	+16
	Admin License	AL	20	▲	+100.0%	+10
	Show Cause	SC	15	▲	+114.3%	+8
	Impoundment	IM	14	▲	+180.0%	+9
	Abstract	AJ	13	▲	+85.7%	+6
	Bond Forfeiture	BF	3	↔	-	-
	Capias	CA	3	▲	+200.0%	+2
	Zoning Violation	ZO	1	▼	-83.3%	-5
	Motion for Judgment	MJ	0	▼	-100.0%	-4
	Overweight	OC	0	▼	-100.0%	-1
	Petition-Restore Arms	PR	0	▼	-100.0%	-2
<b>Total</b>			<b>855</b>	<b>▲</b>	<b>23.7%</b>	<b>+164</b>
<b>Civil Commitments</b>	Emergency Custody Order	EC	9	▼	-55.0%	-11
	Mental Commitment	MC	9	▼	-25.0%	-3
	Temporary Detention Order	TD	2	↔	-	-
	<b>Total</b>			<b>20</b>	<b>▼</b>	<b>-41.2%</b>
<b>GRAND TOTAL</b>			<b>3,705</b>	<b>▲</b>	<b>24.7%</b>	<b>+734</b>

Filings by Major Case Category\*\*

Category	Summary	Change	% Change	Absolute Change
Felony	125	▲	+71.2%	+52
Garnishment	262	▲	+50.6%	+88
General Civil	361	▲	+18.8%	+57
Infraction/Civil Violation	2,040	▼	+24.6%	+403
Landlord /Tenant	52	▲	+33.3%	+13
Misdemeanor	586	▼	+30.8%	+138
Other	217	▲	-8.8%	-21
Protective Orders	62	▲	+6.9%	+4

\* Compared to same time period as previous year

\*\* Case Type Categories are defined in the 2017 Virginia Judicial Workload Assessment

Source: SCV-SQL-Information

**CPSS - GCMS 10.01 CASELOAD STATISTICS OF THE GENERAL DISTRICT COURTS**  
January 2022 thru December 2022 Filings (Compared to January 2021 thru December 2021)



---

<i><b>GRAND TOTAL</b></i>	<b><u>3,705</u></b>	▲	24.7%	+734
---------------------------	---------------------	---	-------	------

---

\* Compared to same time period as previous year

\*\* Case Type Categories are defined in the 2017 Virginia Judicial Workload Assessment  
Source: SCV-SQL-Information

2022 Overall GRAND TOTAL		Distribution of Caseload			Change*		Percentage (%) of Caseload		
<b>3,168</b>	+299	<b>Criminal</b>	527	17%	0.6% ▲	+3	<b>Criminal</b>	2021	2022
		<b>Traffic</b>	2,042	64%	16.0% ▲	+281	<b>Traffic</b>	18.3%	16.6%
		<b>Civil</b>	567	18%	4.4% ▲	+24	<b>Civil</b>	61.4%	64.5%
		<b>Civil Commitments</b>	32	1%	-22.0% ▼	-9	<b>Civil Commitments</b>	18.9%	17.9%
		<b>GRAND TOTAL</b>	<b>3,168</b>	100%	10.4% ▲	+299	<b>GRAND TOTAL</b>	1.4%	1.0%
							<b>GRAND TOTAL</b>	100%	100%

**Filings by Division & Code**

Division	Case Type Description	Code	Summary	Change	% Change	Absolute Change
<b>Criminal</b>	Misdemeanor	M	277	▲	+12.6%	+31
	Felony	F	185	▼	-5.1%	-10
	Show Cause	SC	44	▼	-13.7%	-7
	Capias	CA	17	▼	-34.6%	-9
	Civil Violation	CV	4	▼	-33.3%	-2
	<b>Total</b>			<b>527</b>	<b>▲</b>	<b>0.6%</b>
<b>Traffic</b>	Infraction	I	1,662	▲	+17.6%	+249
	Misdemeanor	M	367	▲	+13.6%	+44
	Show Cause	SC	9	↔		-
	Capias	CA	2	▼	-77.8%	-7
	Felony	F	2	▼	-66.7%	-4
	Civil Violation	CV	0	▼	-100.0%	-1
	<b>Total</b>			<b>2,042</b>	<b>▲</b>	<b>16.0%</b>
<b>Civil</b>	Warrant in Debt	WD	201	▼	-20.9%	-53
	Garnishment	GA	140	▲	+12.9%	+16
	Unlawful Detainer	UD	69	▲	+64.3%	+27
	Other	OT	61	▲	+32.6%	+15
	Impoundment	IM	40	▲	+400.0%	+32
	Preliminary Protective Order	PP	18	▼	-18.2%	-4
	Admin License	AL	16	▲	+45.5%	+5
	Protective Order	PO	7	▼	-41.7%	-5
	Detinue	DT	6	▼	-33.3%	-3
	Show Cause	SC	3	▲	+50.0%	+1
	Interrogatory	IN	2	▼	-60.0%	-3
	Bond Forfeiture	BF	1	▼	-75.0%	-3
	Distress Seizure	DS	1	▲	-	+1
	Motion for Judgment	MJ	1	▼	-66.7%	-2
	Petition-Restore Arms	PR	1	▲	-	+1
	Abstract	AJ	0	▼	-100.0%	-1
<b>Total</b>			<b>567</b>	<b>▲</b>	<b>4.4%</b>	<b>+24</b>
<b>Civil Commitments</b>	Temporary Detention Order	TD	24	▼	-20.0%	-6
	Emergency Custody Order	EC	8	▼	-20.0%	-2
	Medical Emergency Temporary Detention Order	MT	0	▼	-100.0%	-1
	<b>Total</b>			<b>32</b>	<b>▼</b>	<b>-22.0%</b>
<b>GRAND TOTAL</b>			<b>3,168</b>	<b>▲</b>	<b>10.4%</b>	<b>+299</b>

**Filings by Major Case Category\*\***

Category	Summary	Change	% Change	Absolute Change
Felony	187	▼	-7.0%	-14
Garnishment	142	▼	+10.1%	+13
General Civil	215	▲	-19.5%	-52
Infraction/Civil Violation	1,666	▼	+17.3%	+246
Landlord /Tenant	69	▲	+64.3%	+27
Misdemeanor	644	▲	+13.2%	+75
Other	220	▲	+6.3%	+13
Protective Orders	25	▼	-26.5%	-9
<b>GRAND TOTAL</b>	<b>3,168</b>	<b>▲</b>	<b>10.4%</b>	<b>+299</b>



\* Compared to same time period as previous year

\*\* Case Type Categories are defined in the 2017 Virginia Judicial Workload Assessment

\* Compared to same time period as previous year

\*\* Case Type Categories are defined in the 2017 Virginia Judicial Workload Assessment  
Source: SCV-SQL-Information



2022 Overall GRAND TOTAL		Distribution of Caseload			Change*		Percentage (%) of Caseload		
<b>2,441</b>	-161	<b>Criminal</b>	292	12%	6.6% ▲	+18	<b>Criminal</b>	2021 10.5%	2022 12.0%
		<b>Traffic</b>	1,576	65%	-12.8% ▼	-232	<b>Traffic</b>	69.5%	64.6%
		<b>Civil</b>	560	23%	12.9% ▲	+64	<b>Civil</b>	19.1%	22.9%
		<b>Civil Commitments</b>	13	1%	-45.8% ▼	-11	<b>Civil Commitments</b>	0.9%	0.5%
		<b>GRAND TOTAL</b>	<b>2,441</b>	100%	-6.2% ▼	-161	<b>GRAND TOTAL</b>	100%	100%

Filings by Division & Code

Division	Case Type Description	Code	Summary	Change	% Change	Absolute Change
<b>Criminal</b>	Misdemeanor	M	193	▲	+31.3%	+46
	Felony	F	56	▲	+5.7%	+3
	Show Cause	SC	28	▼	-17.6%	-6
	Capias	CA	13	▼	-55.2%	-16
	Civil Violation	CV	2	▼	-77.8%	-7
	Motion	MO	0	▼	-100.0%	-2
	<b>Total</b>			<b>292</b>	<b>▲</b>	<b>6.6%</b>
<b>Traffic</b>	Infraction	I	1,284	▼	-15.6%	-237
	Misdemeanor	M	261	▲	+8.8%	+21
	Show Cause	SC	14	▼	-30.0%	-6
	Capias	CA	11	▼	-38.9%	-7
	Felony	F	6	▼	-33.3%	-3
	<b>Total</b>			<b>1,576</b>	<b>▼</b>	<b>-12.8%</b>
<b>Civil</b>	Warrant in Debt	WD	249	▲	+5.5%	+13
	Garnishment	GA	136	▲	+21.4%	+24
	Unlawful Detainer	UD	48	▲	+54.8%	+17
	Other	OT	37	▼	-17.8%	-8
	Preliminary Protective Order	PP	16	▲	+77.8%	+7
	Admin License	AL	15	▼	-11.8%	-2
	Impoundment	IM	14	▲	+75.0%	+6
	Protective Order	PO	13	▲	+44.4%	+4
	Show Cause	SC	9	▲	+200.0%	+6
	Detinue	DT	6	▲	+500.0%	+5
	Abstract	AJ	5	▲	+25.0%	+1
	Bond Forfeiture	BF	5	▲	+66.7%	+2
	Interrogatory	IN	5	▼	-54.5%	-6
	Motion for Judgment	MJ	1	↔		-
	Overweight	OC	1	▲	-	+1
	Capias	CA	0	▼	-100.0%	-2
	Petition-Restore Arms	PR	0	▼	-100.0%	-2
	Tenants Assertion	TA	0	▼	-100.0%	-2
<b>Total</b>			<b>560</b>	<b>▲</b>	<b>12.9%</b>	<b>+64</b>
<b>Civil Commitments</b>	Temporary Detention Order	TD	10	▼	-50.0%	-10
	Emergency Custody Order	EC	3	▼	-25.0%	-1
	<b>Total</b>			<b>13</b>	<b>▼</b>	<b>-45.8%</b>
<b>GRAND TOTAL</b>			<b>2,441</b>	<b>▼</b>	<b>-6.2%</b>	<b>-161</b>

Filings by Major Case Category\*\*

Category	Summary	Change	% Change	Absolute Change
Felony	62	▼		0
Garnishment	141	▼	+14.6%	+18
General Civil	257	▲	+5.3%	+13
Infraction/Civil Violation	1,287	▲	-15.9%	-243
Landlord /Tenant	48	▼	+45.5%	+15
Misdemeanor	454	▲	+17.3%	+67
Other	163	▼	-20.5%	-42
Protective Orders	29	▲	+61.1%	+11

\* Compared to same time period as previous year

\*\* Case Type Categories are defined in the 2017 Virginia Judicial Workload Assessment

**CPSS - GCMS 10.01 CASELOAD STATISTICS OF THE GENERAL DISTRICT COURTS**  
January 2022 thru December 2022 Filings (Compared to January 2021 thru December 2021)

**Charlotte**

District: 10 FIPS: 037

***GRAND TOTAL***

**2,441**





-6.2%

-161

\* Compared to same time period as previous year

\*\* Case Type Categories are defined in the 2017 Virginia Judicial Workload Assessment  
Source: SCV-SQL-Information

2022 Overall GRAND TOTAL		Distribution of Caseload			Change*		Percentage (%) of Caseload			
<b>2,518</b>	-58	<b>Criminal</b>	216	9%	-7.7%	▼	-18	<b>Criminal</b>	2021 9.1%	2022 8.6%
		<b>Traffic</b>	1,913	76%	-1.1%	▼	-22	<b>Traffic</b>	75.1%	76.0%
2022 		<b>Civil</b>	366	15%	-2.9%	▼	-11	<b>Civil</b>	14.6%	14.5%
2021 		<b>Civil Commitments</b>	23	1%	-23.3%	▼	-7	<b>Civil Commitments</b>	1.2%	0.9%
		<b>GRAND TOTAL</b>	<b>2,518</b>	100%	-2.3%	▼	-58	<b>GRAND TOTAL</b>	100%	100%

Filings by Division & Code

Division	Case Type Description	Code	Summary	Change	% Change	Absolute Change
<b>Criminal</b>	Misdemeanor	M	146	▼	-5.2%	-8
	Felony	F	38	↔		-
	Show Cause	SC	23	▼	-4.2%	-1
	Civil Violation	CV	5	▲	+400.0%	+4
	Capias	CA	4	▼	-76.5%	-13
	<b>Total</b>			<b>216</b>	▼	<b>-7.7%</b>
<b>Traffic</b>	Infraction	I	1,633	▼	-6.7%	-118
	Misdemeanor	M	264	▲	+50.9%	+89
	Show Cause	SC	9	▲	+80.0%	+4
	Capias	CA	3	↔		-
	Felony	F	3	▲	-	+3
	Civil Violation	CV	1	▲	-	+1
	Other	O	0	▼	-100.0%	-1
	<b>Total</b>			<b>1,913</b>	▼	<b>-1.1%</b>
<b>Civil</b>	Warrant in Debt	WD	135	▼	-21.5%	-37
	Garnishment	GA	120	▲	+29.0%	+27
	Unlawful Detainer	UD	42	▲	+31.3%	+10
	Other	OT	25	▲	-43.2%	-19
	Admin License	AL	7	▲	+75.0%	+3
	Preliminary Protective Order	PP	7	▼	-53.3%	-8
	Show Cause	SC	7	▲	+250.0%	+5
	Protective Order	PO	6	▲	+200.0%	+4
	Detinue	DT	5	▼	-44.4%	-4
	Impoundment	IM	5	▲	-	+5
	Abstract	AJ	2	▲	-	+2
	Motion for Judgment	MJ	2	↔		-
	Interrogatory	IN	1	▼	-50.0%	-1
	Overweight	OC	1	▲	-	+1
	Tenants Assertion	TA	1	▲	-	+1
<b>Total</b>			<b>366</b>	▼	<b>-2.9%</b>	<b>-11</b>
<b>Civil Commitments</b>	Temporary Detention Order	TD	12	▼	-20.0%	-3
	Emergency Custody Order	EC	11	▼	-26.7%	-4
	<b>Total</b>		<b>23</b>	▼	<b>-23.3%</b>	<b>-7</b>
<b>GRAND TOTAL</b>			<b>2,518</b>	▼	-2.3%	-58

Filings by Major Case Category\*\*

Category	Summary	Change	% Change	Absolute Change
Felony	41	▲	+7.9%	+3
Garnishment	121	▼	+27.4%	+26
General Civil	145	▲	-21.2%	-39
Infraction/Civil Violation	1,640	▲	-6.4%	-113
Landlord /Tenant	43	▲	+34.4%	+11
Misdemeanor	410	▲	+24.6%	+81
Other	105	▲	-18.0%	-23
Protective Orders	13	▲	-23.5%	-4
<b>GRAND TOTAL</b>	<b>2,518</b>	▼	-2.3%	-58



\* Compared to same time period as previous year

\*\* Case Type Categories are defined in the 2017 Virginia Judicial Workload Assessment

\* Compared to same time period as previous year

\*\* Case Type Categories are defined in the 2017 Virginia Judicial Workload Assessment  
Source: SCV-SQL-Information

**CPSS - GCMS 10.01 CASELOAD STATISTICS OF THE GENERAL DISTRICT COURTS**  
 January 2022 thru December 2022 Filings (Compared to January 2021 thru December 2021)

2022 Overall GRAND TOTAL		Distribution of Caseload			Change*		Percentage (%) of Caseload		
<b>8,033</b>	+1,297	<b>Criminal</b>	1,337	17%	8.1% ▲	+100	<b>Criminal</b>	2021	2022
		<b>Traffic</b>	4,735	59%	23.4% ▲	+899	<b>Traffic</b>	18.4%	16.6%
		<b>Civil</b>	1,894	24%	19.6% ▲	+310	<b>Civil</b>	56.9%	58.9%
		<b>Civil Commitments</b>	67	1%	-15.2% ▼	-12	<b>Civil Commitments</b>	23.5%	23.6%
		<b>GRAND TOTAL</b>	<b>8,033</b>	100%	19.3% ▲	+1,297	<b>GRAND TOTAL</b>	1.2%	0.8%
							<b>GRAND TOTAL</b>	100%	100%

**Filings by Division & Code**

Division	Case Type Description	Code	Summary	Change	% Change	Absolute Change
<b>Criminal</b>	Misdemeanor	M	735	▲	+7.3%	+50
	Felony	F	299	▲	+31.1%	+71
	Capias	CA	169	▲	+4.3%	+7
	Show Cause	SC	99	▼	-13.2%	-15
	Civil Violation	CV	29	▼	-23.7%	-9
	Motion	MO	5	▼	-28.6%	-2
	Restricted Operators License	RL	1	▼	-66.7%	-2
	<b>Total</b>			<b>1,337</b>	<b>▲</b>	<b>8.1%</b>
<b>Traffic</b>	Infraction	I	3,715	▲	+24.7%	+737
	Misdemeanor	M	919	▲	+17.7%	+138
	Show Cause	SC	50	▲	+117.4%	+27
	Capias	CA	27	▼	-18.2%	-6
	Restricted Operators License	RL	12	▲	+71.4%	+5
	Felony	F	9	▼	-25.0%	-3
	Motion	MO	2	↔	-	-
	Civil Violation	CV	1	▲	-	+1
<b>Total</b>			<b>4,735</b>	<b>▲</b>	<b>23.4%</b>	<b>+899</b>
<b>Civil</b>	Warrant in Debt	WD	904	▲	+26.3%	+188
	Garnishment	GA	450	▲	+17.5%	+67
	Other	OT	132	▲	-21.9%	-37
	Unlawful Detainer	UD	121	▲	+61.3%	+46
	Detinue	DT	109	▲	+70.3%	+45
	Admin License	AL	51	▼	-7.3%	-4
	Preliminary Protective Order	PP	40	▼	-9.1%	-4
	Bond Forfeiture	BF	28	▲	+40.0%	+8
	Protective Order	PO	15	▼	-37.5%	-9
	Impoundment	IM	14	▼	-22.2%	-4
	Abstract	AJ	12	▲	+71.4%	+5
	Interrogatory	IN	8	▲	+166.7%	+5
	Show Cause	SC	4	▲	+100.0%	+2
	Motion for Judgment	MJ	2	▲	+100.0%	+1
	Tenants Assertion	TA	2	↔	-	-
	Overweight	OC	1	▲	-	+1
Petition-Restore Arms	PR	1	↔	-	-	
<b>Total</b>			<b>1,894</b>	<b>▲</b>	<b>19.6%</b>	<b>+310</b>
<b>Civil Commitments</b>	Temporary Detention Order	TD	41	▼	-25.5%	-14
	Emergency Custody Order	EC	19	▼	-20.8%	-5
	Mental Commitment	MC	6	▲	-	+6
	Petition	PT	1	▲	-	+1
<b>Total</b>			<b>67</b>	<b>▼</b>	<b>-15.2%</b>	<b>-12</b>
<b>GRAND TOTAL</b>			<b>8,033</b>	<b>▲</b>	<b>19.3%</b>	<b>+1,297</b>

**Filings by Major Case Category\*\***

Category	Summary	Change	% Change	Absolute Change
Felony	308	▲	+28.3%	+68
Garnishment	458	▲	+18.7%	+72
General Civil	1,021	▲	+29.9%	+235
Infraction/Civil Violation	3,746	▲	+24.2%	+730

\* Compared to same time period as previous year

\*\* Case Type Categories are defined in the 2017 Virginia Judicial Workload Assessment

**CPSS - GCMS 10.01 CASELOAD STATISTICS OF THE GENERAL DISTRICT COURTS**  
 January 2022 thru December 2022 Filings (Compared to January 2021 thru December 2021)

Involuntary Civil Commitments	1	▲	-	+1
Landlord /Tenant	123	▲	+59.7%	+46
Misdemeanor	1,667	▲	+12.9%	+191
Other	654	▲	-4.8%	-33
Protective Orders	55	▼	-19.1%	-13
<b>GRAND TOTAL</b>	<b>8,033</b>	▲	19.3%	+1,297

\* Compared to same time period as previous year

\*\* Case Type Categories are defined in the 2017 Virginia Judicial Workload Assessment  
 Source: SCV-SQL-Information

2022 Overall GRAND TOTAL		Distribution of Caseload			Change*		Percentage (%) of Caseload		
<b>1,459</b>	-251	<b>Criminal</b>	229	16%	-5.0% ▼	-12	<b>Criminal</b>	2021	2022
		<b>Traffic</b>	859	59%	-22.6% ▼	-251	<b>Traffic</b>	64.9%	58.9%
2022		<b>Civil</b>	355	24%	9.9% ▲	+32	<b>Civil</b>	18.9%	24.3%
2021		<b>Civil Commitments</b>	16	1%	-55.6% ▼	-20	<b>Civil Commitments</b>	2.1%	1.1%
		<b>GRAND TOTAL</b>	<b>1,459</b>	100%	-14.7% ▼	-251	<b>GRAND TOTAL</b>	100%	100%

Filings by Division & Code

Division	Case Type Description	Code	Summary	Change	% Change	Absolute Change
<b>Criminal</b>	Misdemeanor	M	125	▲	+0.8%	+1
	Felony	F	66	▲	+24.5%	+13
	Show Cause	SC	22	▼	-40.5%	-15
	Capias	CA	13	▼	-18.8%	-3
	Civil Violation	CV	3	▼	-72.7%	-8
	<b>Total</b>			<b>229</b>	▼	<b>-5.0%</b>
<b>Traffic</b>	Infraction	I	650	▼	-21.7%	-180
	Misdemeanor	M	202	▼	-26.5%	-73
	Show Cause	SC	3	▼	-25.0%	-1
	Capias	CA	2	▲	-	+2
	Felony	F	2	▲	+100.0%	+1
	<b>Total</b>			<b>859</b>	▼	<b>-22.6%</b>
<b>Civil</b>	Warrant in Debt	WD	120	▼	-21.6%	-33
	Garnishment	GA	76	▲	+46.2%	+24
	Unlawful Detainer	UD	62	▲	+72.2%	+26
	Other	OT	34	▼	+3.0%	+1
	Preliminary Protective Order	PP	20	▲	+33.3%	+5
	Protective Order	PO	17	▼	-10.5%	-2
	Show Cause	SC	6	▲	+50.0%	+2
	Admin License	AL	5	▲	+25.0%	+1
	Motion for Judgment	MJ	5	▲	-	+5
	Impoundment	IM	3	↔	-	-
	Petition-Restore Arms	PR	3	▲	-	+3
	Abstract	AJ	2	↔	-	-
	Bond Forfeiture	BF	1	▲	-	+1
	Interrogatory	IN	1	▲	-	+1
	Detinue	DT	0	▼	-100.0%	-2
	<b>Total</b>			<b>355</b>	▲	<b>9.9%</b>
<b>Civil Commitments</b>	Temporary Detention Order	TD	11	▼	-56.0%	-14
	Emergency Custody Order	EC	5	▼	-54.5%	-6
	<b>Total</b>			<b>16</b>	▼	<b>-55.6%</b>
<b>GRAND TOTAL</b>			<b>1,459</b>	▼	-14.7%	-251

Filings by Major Case Category\*\*

Category	Summary	Change	% Change	Absolute Change
Felony	68	▲	+25.9%	+14
Garnishment	77	▲	+48.1%	+25
General Civil	128	▲	-17.9%	-28
Infraction/Civil Violation	653	▼	-22.4%	-188
Landlord /Tenant	62	▲	+72.2%	+26
Misdemeanor	327	▼	-18.0%	-72
Other	107	▲	-22.5%	-31
Protective Orders	37	▲	+8.8%	+3
<b>GRAND TOTAL</b>	<b>1,459</b>	▼	-14.7%	-251

\* Compared to same time period as previous year

\*\* Case Type Categories are defined in the 2017 Virginia Judicial Workload Assessment

2022 Overall GRAND TOTAL		Distribution of Caseload			Change*		Percentage (%) of Caseload		
<b>12,861</b>	+406	<b>Criminal</b>	1,332	10%	7.9% ▲	+98	<b>Criminal</b>	2021 9.9%	2022 10.4%
		<b>Traffic</b>	9,485	74%	3.9% ▲	+356	<b>Traffic</b>	73.3%	73.8%
2022		<b>Civil</b>	1,924	15%	-3.9% ▼	-78	<b>Civil</b>	16.1%	15.0%
2021		<b>Civil Commitments</b>	120	1%	33.3% ▲	+30	<b>Civil Commitments</b>	0.7%	0.9%
		<b>GRAND TOTAL</b>	<b>12,861</b>	100%	3.3% ▲	+406	<b>GRAND TOTAL</b>	100%	100%

**Filings by Division & Code**

Division	Case Type Description	Code	Summary	Change	% Change	Absolute Change
<b>Criminal</b>	Misdemeanor	M	737	▼	-6.2%	-49
	Felony	F	324	▲	+42.1%	+96
	Show Cause	SC	138	▲	+4.5%	+6
	Capias	CA	99	▲	+54.7%	+35
	Civil Violation	CV	34	▲	+41.7%	+10
	<b>Total</b>			<b>1,332</b>	<b>▲</b>	<b>7.9%</b>
<b>Traffic</b>	Infraction	I	7,095	▲	+6.1%	+406
	Misdemeanor	M	2,285	▼	-2.1%	-50
	Show Cause	SC	47	▼	-16.1%	-9
	Capias	CA	32	▼	-11.1%	-4
	Felony	F	25	▲	+108.3%	+13
	Civil Violation	CV	1	↔		-
<b>Total</b>			<b>9,485</b>	<b>▲</b>	<b>3.9%</b>	<b>+356</b>
<b>Civil</b>	Warrant in Debt	WD	1,016	▼	-20.9%	-269
	Garnishment	GA	387	▲	+16.6%	+55
	Unlawful Detainer	UD	143	▲	+120.0%	+78
	Detinue	DT	99	▲	+153.8%	+60
	Admin License	AL	71	▲	+65.1%	+28
	Other	OT	66	▲	-36.5%	-38
	Protective Order	PO	37	▲	+19.4%	+6
	Bond Forfeiture	BF	33	▲	+13.8%	+4
	Preliminary Protective Order	PP	32	▼	-8.6%	-3
	Impoundment	IM	14	▲	+7.7%	+1
	Abstract	AJ	8	▲	+33.3%	+2
	Motion for Judgment	MJ	8	▲	+14.3%	+1
	Interrogatory	IN	4	▼	-42.9%	-3
	Show Cause	SC	3	▲	+50.0%	+1
	Petition-Restore Arms	PR	2	↔		-
	Counter Claim	CC	1	▲	-	+1
	Overweight	OC	0	▼	-100.0%	-1
	Tenants Assertion	TA	0	▼	-100.0%	-1
<b>Total</b>			<b>1,924</b>	<b>▼</b>	<b>-3.9%</b>	<b>-78</b>
<b>Civil Commitments</b>	Emergency Custody Order	EC	69	▲	+32.7%	+17
	Temporary Detention Order	TD	39	▲	+11.4%	+4
	Mental Commitment	MC	11	▲	+1,000.0%	+10
	Other	OT	1	↔		-
	Medical Emergency Temporary Detention Order	MT	0	▼	-100.0%	-1
<b>Total</b>			<b>120</b>	<b>▲</b>	<b>33.3%</b>	<b>+30</b>
<b>GRAND TOTAL</b>			<b>12,861</b>	<b>▲</b>	<b>3.3%</b>	<b>+406</b>

**Filings by Major Case Category\*\***

Category	Summary	Change	% Change	Absolute Change
Felony	349	▲	+45.4%	+109
Garnishment	391	▼	+15.3%	+52
General Civil	1,132	▲	-15.3%	-205
Infraction/Civil Violation	7,130	▼	+6.2%	+415
Involuntary Civil Commitments	1	↔		0
Landlord /Tenant	143	▲	+116.7%	+77

\* Compared to same time period as previous year

\*\* Case Type Categories are defined in the 2017 Virginia Judicial Workload Assessment





**CPSS - GCMS 10.01 CASELOAD STATISTICS OF THE GENERAL DISTRICT COURTS**  
 January 2022 thru December 2022 Filings (Compared to January 2021 thru December 2021)

Misdemeanor	3,022	▼	-3.2%	-99
Other	624	▲	+9.5%	+54
Protective Orders	69	▲	+4.5%	+3
<b>GRAND TOTAL</b>	<b>12,861</b>	▲	3.3%	+406

\* Compared to same time period as previous year

\*\* Case Type Categories are defined in the 2017 Virginia Judicial Workload Assessment  
 Source: SCV-SQL-Information

2022 Overall GRAND TOTAL		Distribution of Caseload			Change*		Percentage (%) of Caseload		
<b>8,282</b>	+247	<b>Criminal</b>	944	11%	8.5% ▲	+74	<b>Criminal</b>	2021	2022
		<b>Traffic</b>	5,928	72%	-2.0% ▼	-123	<b>Traffic</b>	10.8%	11.4%
		<b>Civil</b>	1,300	16%	30.0% ▲	+300	<b>Civil</b>	75.3%	71.6%
		<b>Civil Commitments</b>	110	1%	-3.5% ▼	-4	<b>Civil Commitments</b>	12.4%	15.7%
		<b>GRAND TOTAL</b>	<b>8,282</b>	100%	3.1% ▲	+247	<b>GRAND TOTAL</b>	1.4%	1.3%
							<b>GRAND TOTAL</b>	100%	100%

Filings by Division & Code

Division	Case Type Description	Code	Summary	Change	% Change	Absolute Change
<b>Criminal</b>	Misdemeanor	M	572	▲	+23.8%	+110
	Felony	F	147	▼	-2.6%	-4
	Show Cause	SC	139	▼	-10.3%	-16
	Capias	CA	64	▼	-23.8%	-20
	Civil Violation	CV	22	▲	+22.2%	+4
	<b>Total</b>			<b>944</b>	<b>▲</b>	<b>8.5%</b>
<b>Traffic</b>	Infraction	I	5,200	▼	-2.2%	-116
	Misdemeanor	M	702	▼	-1.0%	-7
	Show Cause	SC	12	▲	+20.0%	+2
	Felony	F	9	▼	-18.2%	-2
	Capias	CA	5	↔		-
	<b>Total</b>			<b>5,928</b>	<b>▼</b>	<b>-2.0%</b>
<b>Civil</b>	Warrant in Debt	WD	433	▲	+16.1%	+60
	Garnishment	GA	373	▲	+25.2%	+75
	Unlawful Detainer	UD	168	▲	+150.7%	+101
	Detinue	DT	127	▲	+38.0%	+35
	Other	OT	72	▼	-7.7%	-6
	Admin License	AL	50	▲	+78.6%	+22
	Preliminary Protective Order	PP	28	▲	+21.7%	+5
	Protective Order	PO	23	▲	+43.8%	+7
	Motion for Judgment	MJ	5	▲	+25.0%	+1
	Bond Forfeiture	BF	4	▼	-33.3%	-2
	Petition-Restore Arms	PR	4	▲	+300.0%	+3
	Show Cause	SC	4	▼	-20.0%	-1
	Interrogatory	IN	3	▼	-40.0%	-2
	Abstract	AJ	1	▲	-	+1
	Capias	CA	1	▲	-	+1
	Counter Claim	CC	1	▲	-	+1
	Impoundment	IM	1	↔		-
	Tenants Assertion	TA	1	▼	-50.0%	-1
Third Party Claim	TH	1	↔		-	
<b>Total</b>			<b>1,300</b>	<b>▲</b>	<b>30.0%</b>	<b>+300</b>
<b>Civil Commitments</b>	Temporary Detention Order	TD	64	▲	+28.0%	+14
	Emergency Custody Order	EC	46	▼	-11.5%	-6
	Medical Emergency Custody Order	ME	0	▼	-100.0%	-2
	Medical Emergency Temporary Detention Order	MT	0	▼	-100.0%	-1
	Mental Commitment	MC	0	▼	-100.0%	-9
	<b>Total</b>			<b>110</b>	<b>▼</b>	<b>-3.5%</b>
<b>GRAND TOTAL</b>			<b>8,282</b>	<b>▲</b>	<b>3.1%</b>	<b>+247</b>

Filings by Major Case Category\*\*

Category	Summary	Change	% Change	Absolute Change
Felony	156	▼	-3.7%	-6
Garnishment	376	▼	+24.1%	+73
General Civil	571	▲	+20.5%	+97
Infraction/Civil Violation	5,222	▲	-2.1%	-112
Landlord /Tenant	169	▲	+144.9%	+100
Misdemeanor	1,274	▲	+8.8%	+103

\* Compared to same time period as previous year



\*\* Case Type Categories are defined in the 2017 Virginia Judicial Workload Assessment

**CPSS - GCMS 10.01 CASELOAD STATISTICS OF THE GENERAL DISTRICT COURTS**  
January 2022 thru December 2022 Filings (Compared to January 2021 thru December 2021)

Other	463	▲	-4.1%	-20
Protective Orders	51	▲	+30.8%	+12
<b>GRAND TOTAL</b>	<b>8,282</b>	▲	3.1%	+247

\* Compared to same time period as previous year

\*\* Case Type Categories are defined in the 2017 Virginia Judicial Workload Assessment  
Source: SCV-SQL-Information

2022 Overall GRAND TOTAL		Distribution of Caseload			Change*		Percentage (%) of Caseload		
<b>2,621</b>	+380	<b>Criminal</b>	281	11%	8.1% ▲	+21	<b>Criminal</b>	2021	2022
		<b>Traffic</b>	1,798	69%	26.4% ▲	+376	<b>Traffic</b>	11.6%	10.7%
		<b>Civil</b>	533	20%	-0.2% ▼	-1	<b>Civil</b>	63.5%	68.6%
		<b>Civil Commitments</b>	9	0%	-64.0% ▼	-16	<b>Civil Commitments</b>	23.8%	20.3%
		<b>GRAND TOTAL</b>	<b>2,621</b>	100%	17.0% ▲	+380	<b>GRAND TOTAL</b>	1.1%	0.3%
							<b>GRAND TOTAL</b>	100%	100%

Filings by Division & Code

Division	Case Type Description	Code	Summary	Change	% Change	Absolute Change
<b>Criminal</b>	Felony	F	129	▲	+55.4%	+46
	Misdemeanor	M	127	↔		-
	Capias	CA	12	▼	-47.8%	-11
	Show Cause	SC	8	▼	-65.2%	-15
	Civil Violation	CV	5	▲	+25.0%	+1
	<b>Total</b>			<b>281</b>	<b>▲</b>	<b>8.1%</b>
<b>Traffic</b>	Infraction	I	1,304	▲	+23.0%	+244
	Misdemeanor	M	450	▲	+33.9%	+114
	Show Cause	SC	20	▲	+81.8%	+9
	Capias	CA	16	▲	+60.0%	+6
	Felony	F	7	▲	+75.0%	+3
	Civil Violation	CV	1	↔		-
	<b>Total</b>			<b>1,798</b>	<b>▲</b>	<b>26.4%</b>
<b>Civil</b>	Warrant in Debt	WD	215	▼	-24.3%	-69
	Garnishment	GA	146	▲	+1.4%	+2
	Unlawful Detainer	UD	41	▲	+115.8%	+22
	Other	OT	38	▲	+22.6%	+7
	Preliminary Protective Order	PP	28	▲	+250.0%	+20
	Protective Order	PO	22	▲	+214.3%	+15
	Admin License	AL	14	▼	-12.5%	-2
	Abstract	AJ	8	▲	+14.3%	+1
	Show Cause	SC	7	▲	+16.7%	+1
	Interrogatory	IN	5	▲	+25.0%	+1
	Detinue	DT	3	▲	+50.0%	+1
	Impoundment	IM	3	▲	+200.0%	+2
	Motion for Judgment	MJ	2	▲	+100.0%	+1
	Capias	CA	1	▼	-50.0%	-1
	Overweight	OC	0	▼	-100.0%	-1
	Petition-Restore Arms	PR	0	▼	-100.0%	-1
<b>Total</b>			<b>533</b>	<b>▼</b>	<b>-0.2%</b>	<b>-1</b>
<b>Civil Commitments</b>	Temporary Detention Order	TD	5	▼	-66.7%	-10
	Emergency Custody Order	EC	4	▼	-60.0%	-6
	<b>Total</b>		<b>9</b>	<b>▼</b>	<b>-64.0%</b>	<b>-16</b>
<b>GRAND TOTAL</b>			<b>2,621</b>	<b>▲</b>	<b>17.0%</b>	<b>+380</b>

Filings by Major Case Category\*\*



Category	Summary	Change	% Change	Absolute Change
Felony	136	▲	+56.3%	+49
Garnishment	151	▲	+2.0%	+3
General Civil	220	▲	-23.6%	-68
Infraction/Civil Violation	1,310	▼	+22.9%	+244
Landlord /Tenant	41	▲	+115.8%	+22
Misdemeanor	577	▲	+24.6%	+114
Other	136	▲	-12.3%	-19
Protective Orders	50	▲	+233.3%	+35
<b>GRAND TOTAL</b>	<b>2,621</b>	<b>▲</b>	<b>17.0%</b>	<b>+380</b>

\* Compared to same time period as previous year

\*\* Case Type Categories are defined in the 2017 Virginia Judicial Workload Assessment

\* Compared to same time period as previous year

\*\* Case Type Categories are defined in the 2017 Virginia Judicial Workload Assessment  
Source: SCV-SQL-Information

2022 Overall GRAND TOTAL		Distribution of Caseload			Change*		Percentage (%) of Caseload		
<b>11,241</b>	-358	<b>Criminal</b>	723	6%	9.9% ▲	+65	<b>Criminal</b>	2021 5.7%	2022 6.4%
		<b>Traffic</b>	8,115	72%	-2.7% ▼	-224	<b>Traffic</b>	71.9%	72.2%
		<b>Civil</b>	1,625	14%	3.4% ▲	+53	<b>Civil</b>	13.6%	14.5%
		<b>Civil Commitments</b>	778	7%	-24.5% ▼	-252	<b>Civil Commitments</b>	8.9%	6.9%
		<b>GRAND TOTAL</b>	<b>11,241</b>	100%	-3.1% ▼	-358	<b>GRAND TOTAL</b>	100%	100%

Filings by Division & Code

Division	Case Type Description	Code	Summary	Change	% Change	Absolute Change
<b>Criminal</b>	Misdemeanor	M	390	▲	+4.6%	+17
	Felony	F	235	▲	+22.4%	+43
	Capias	CA	57	▼	-5.0%	-3
	Civil Violation	CV	23	▲	+4.5%	+1
	Show Cause	SC	18	▲	+63.6%	+7
	<b>Total</b>			<b>723</b>	<b>▲</b>	<b>9.9%</b>
<b>Traffic</b>	Infraction	I	5,852	▲	+0.2%	+13
	Misdemeanor	M	2,115	▼	-10.1%	-237
	Capias	CA	122	▼	-1.6%	-2
	Restricted Operators License	RL	11	▲	+120.0%	+6
	Show Cause	SC	11	▼	-35.3%	-6
	Civil Violation	CV	3	▲	+200.0%	+2
	Felony	F	1	↔		-
	<b>Total</b>			<b>8,115</b>	<b>▼</b>	<b>-2.7%</b>
<b>Civil</b>	Warrant in Debt	WD	646	▼	-24.8%	-213
	Garnishment	GA	606	▲	+38.7%	+169
	Unlawful Detainer	UD	165	▲	+85.4%	+76
	Other	OT	87	▲	+8.8%	+7
	Preliminary Protective Order	PP	33	▲	+32.0%	+8
	Protective Order	PO	22	▲	+46.7%	+7
	Admin License	AL	16	▼	-15.8%	-3
	Abstract	AJ	15	▲	+50.0%	+5
	Show Cause	SC	15	▲	+50.0%	+5
	Detinue	DT	7	▲	+16.7%	+1
	Motion for Judgment	MJ	6	▼	-40.0%	-4
	Petition-Restore Arms	PR	3	▲	+50.0%	+1
	Impoundment	IM	2	▲	+100.0%	+1
	Bond Forfeiture	BF	1	▼	-50.0%	-1
	Overweight	OC	1	▼	-66.7%	-2
	Interrogatory-Not	IC	0	▼	-100.0%	-4
<b>Total</b>			<b>1,625</b>	<b>▲</b>	<b>3.4%</b>	<b>+53</b>
<b>Civil Commitments</b>	Mental Commitment	MC	370	▼	-35.1%	-200
	Other	OT	332	▼	-12.9%	-49
	Emergency Custody Order	EC	70	▲	+105.9%	+36
	Temporary Detention Order	TD	6	▼	-86.4%	-38
	Petition	PT	0	▼	-100.0%	-1
<b>Total</b>			<b>778</b>	<b>▼</b>	<b>-24.5%</b>	<b>-252</b>
<b>GRAND TOTAL</b>			<b>11,241</b>	<b>▼</b>	<b>-3.1%</b>	<b>-358</b>

Filings by Major Case Category\*\*

Category	Summary	Change	% Change	Absolute Change
Felony	236	▲	+22.3%	+43
Garnishment	606	▲	+38.7%	+169
General Civil	662	▲	-24.5%	-215
Infraction/Civil Violation	5,879	▲	+0.2%	+14
Involuntary Civil Commitments	332	▼	-13.1%	-50
Landlord /Tenant	165	▲	+85.4%	+76
Misdemeanor	2,516	▲	-7.8%	-214

\* Compared to same time period as previous year

\*\* Case Type Categories are defined in the 2017 Virginia Judicial Workload Assessment

**CPSS - GCMS 10.01 CASELOAD STATISTICS OF THE GENERAL DISTRICT COURTS**

January 2022 thru December 2022 Filings (Compared to January 2021 thru December 2021)



**Dinwiddie**

District: 11 FIPS: 053

Other	790	▲	-19.9%	-196
Protective Orders	55	▲	+37.5%	+15
<b>GRAND TOTAL</b>	<b>11,241</b>	▼	-3.1%	-358

\* Compared to same time period as previous year

\*\* Case Type Categories are defined in the 2017 Virginia Judicial Workload Assessment  
Source: SCV-SQL-Information

2022 Overall GRAND TOTAL		Distribution of Caseload			Change*		Percentage (%) of Caseload			
<b>4,254</b>	-194	<b>Criminal</b>	689	16%	52.4%	▲	+237	<b>Criminal</b>	2021 10.2%	2022 16.2%
		<b>Traffic</b>	2,311	54%	-12.0%	▼	-314	<b>Traffic</b>	59.0%	54.3%
2022 		<b>Civil</b>	823	19%	-5.1%	▼	-44	<b>Civil</b>	19.5%	19.3%
2021 		<b>Civil Commitments</b>	431	10%	-14.5%	▼	-73	<b>Civil Commitments</b>	11.3%	10.1%
		<b>GRAND TOTAL</b>	<b>4,254</b>	100%	-4.4%	▼	-194	<b>GRAND TOTAL</b>	100%	100%

**Filings by Division & Code**

Division	Case Type Description	Code	Summary	Change	% Change	Absolute Change
<b>Criminal</b>	Misdemeanor	M	400	▲	+67.4%	+161
	Felony	F	178	▲	+47.1%	+57
	Show Cause	SC	47	▲	+30.6%	+11
	Capias	CA	39	▲	+18.2%	+6
	Civil Violation	CV	25	▲	+8.7%	+2
	<b>Total</b>			<b>689</b>	<b>▲</b>	<b>52.4%</b>
<b>Traffic</b>	Infraction	I	1,800	▼	-13.7%	-286
	Misdemeanor	M	437	▼	-7.8%	-37
	Show Cause	SC	35	▲	+20.7%	+6
	Capias	CA	28	▲	+3.7%	+1
	Felony	F	9	▲	+28.6%	+2
	Civil Violation	CV	1	↔		-
	Restricted Operators License	RL	1	▲	-	+1
	Other	O	0	▼	-100.0%	-1
<b>Total</b>			<b>2,311</b>	<b>▼</b>	<b>-12.0%</b>	<b>-314</b>
<b>Civil</b>	Warrant in Debt	WD	329	▼	-25.6%	-113
	Garnishment	GA	208	▲	+6.1%	+12
	Unlawful Detainer	UD	101	▲	+102.0%	+51
	Detinue	DT	69	▲	+53.3%	+24
	Other	OT	51	▼	-27.1%	-19
	Protective Order	PO	20	▼	-4.8%	-1
	Admin License	AL	14	↔		-
	Preliminary Protective Order	PP	11	▼	-54.2%	-13
	Motion for Judgment	MJ	8	▲	+700.0%	+7
	Show Cause	SC	3	▲	+50.0%	+1
	Interrogatory	IN	2	▲	-	+2
	Petition-Restore Arms	PR	2	▲	+100.0%	+1
	Tenants Assertion	TA	2	▲	+100.0%	+1
	Abstract	AJ	1	▲	-	+1
	Counter Claim	CC	1	▲	-	+1
Impoundment	IM	1	▲	-	+1	
<b>Total</b>			<b>823</b>	<b>▼</b>	<b>-5.1%</b>	<b>-44</b>
<b>Civil Commitments</b>	Mental Commitment	MC	379	▼	-11.2%	-48
	Temporary Detention Order	TD	40	▼	-16.7%	-8
	Emergency Custody Order	EC	12	▼	-58.6%	-17
<b>Total</b>			<b>431</b>	<b>▼</b>	<b>-14.5%</b>	<b>-73</b>
<b>GRAND TOTAL</b>			<b>4,254</b>	<b>▼</b>	<b>-4.4%</b>	<b>-194</b>

**Filings by Major Case Category\*\***

Category	Summary	Change	% Change	Absolute Change
Felony	187	▲	+46.1%	+59
Garnishment	210	▲	+7.1%	+14
General Civil	410	▲	-17.8%	-89
Infraction/Civil Violation	1,826	▼	-13.5%	-285
Landlord /Tenant	103	▲	+102.0%	+52
Misdemeanor	838	▲	+17.5%	+125
Other	649	▲	-7.9%	-56

\* Compared to same time period as previous year

\*\* Case Type Categories are defined in the 2017 Virginia Judicial Workload Assessment  
 Source: SCV-SQL-Information



**CPSS - GCMS 10.01 CASELOAD STATISTICS OF THE GENERAL DISTRICT COURTS**  
January 2022 thru December 2022 Filings (Compared to January 2021 thru December 2021)

---



Protective Orders	31	▼	-31.1%	-14
<b>GRAND TOTAL</b>	<b>4,254</b>	▼	-4.4%	-194

---

---

\* Compared to same time period as previous year

\*\* Case Type Categories are defined in the 2017 Virginia Judicial Workload Assessment  
Source: SCV-SQL-Information

2022 Overall GRAND TOTAL		Distribution of Caseload			Change*		Percentage (%) of Caseload		
<b>20,216</b>	+4,203	<b>Criminal</b>	2,153	11%	-6.4% ▼	-147	<b>Criminal</b>	2021	2022
		<b>Traffic</b>	8,479	42%	41.5% ▲	+2,488	<b>Traffic</b>	14.4%	10.6%
		<b>Civil</b>	7,130	35%	22.7% ▲	+1,320	<b>Civil</b>	37.4%	41.9%
		<b>Civil Commitments</b>	2,454	12%	28.3% ▲	+542	<b>Civil Commitments</b>	36.3%	35.3%
		<b>GRAND TOTAL</b>	<b>20,216</b>	100%	26.2% ▲	+4,203	<b>GRAND TOTAL</b>	100%	100%

Filings by Division & Code

Division	Case Type Description	Code	Summary	Change	% Change	Absolute Change
<b>Criminal</b>	Misdemeanor	M	1,104	▼	-5.1%	-59
	Felony	F	609	▼	-7.2%	-47
	Capias	CA	233	▼	-2.9%	-7
	Show Cause	SC	176	▼	-12.4%	-25
	Civil Violation	CV	31	▼	-22.5%	-9
	<b>Total</b>			<b>2,153</b>	▼	<b>-6.4%</b>
<b>Traffic</b>	Infraction	I	6,249	▲	+50.4%	+2,095
	Misdemeanor	M	2,038	▲	+21.0%	+354
	Other	O	53	▲	+89.3%	+25
	Capias	CA	52	▲	+73.3%	+22
	Felony	F	41	▼	-6.8%	-3
	Restricted Operators License	RL	26	▲	+18.2%	+4
	Show Cause	SC	17	▼	-39.3%	-11
	Civil Violation	CV	3	▲	+200.0%	+2
	<b>Total</b>			<b>8,479</b>	▲	<b>41.5%</b>
<b>Civil</b>	Unlawful Detainer	UD	2,296	▲	+186.6%	+1,495
	Garnishment	GA	2,246	▲	+10.7%	+218
	Warrant in Debt	WD	1,583	▼	-24.3%	-508
	Other	OT	335	▲	+0.9%	+3
	Detinue	DT	181	▲	+41.4%	+53
	Preliminary Protective Order	PP	120	▲	+36.4%	+32
	Protective Order	PO	97	▲	+22.8%	+18
	Show Cause	SC	79	▲	+1.3%	+1
	Motion for Judgment	MJ	51	▲	+37.8%	+14
	Abstract	AJ	49	▼	-2.0%	-1
	Bond Forfeiture	BF	27	▼	-25.0%	-9
	Interrogatory	IN	20	▼	-25.9%	-7
	Tenants Assertion	TA	20	▲	+53.8%	+7
	Petition-Restore Arms	PR	17	▲	+30.8%	+4
	Counter Claim	CC	5	↔	-	-
	Admin License	AL	2	▲	+100.0%	+1
	Capias	CA	1	↔	-	-
	Overweight	OC	1	▲	-	+1
	Impoundment	IM	0	▼	-100.0%	-1
	Restricted Operators License	RL	0	▼	-100.0%	-1
<b>Total</b>			<b>7,130</b>	▲	<b>22.7%</b>	<b>+1,320</b>
<b>Civil Commitments</b>	Mental Commitment	MC	1,665	▲	+28.9%	+373
	Other	OT	581	▲	+42.8%	+174
	Temporary Detention Order	TD	116	▼	-14.7%	-20
	Emergency Custody Order	EC	91	▲	+18.2%	+14
	Petition	PT	1	▲	-	+1
<b>Total</b>			<b>2,454</b>	▲	<b>28.3%</b>	<b>+542</b>
<b>GRAND TOTAL</b>			<b>20,216</b>	▲	26.2%	+4,203

Filings by Major Case Category\*\*

Category	Summary	Change	% Change	Absolute Change
Felony	650	▼	-7.1%	-50
Garnishment	2,266	▼	+10.3%	+211

\* Compared to same time period as previous year

\*\* Case Type Categories are defined in the 2017 Virginia Judicial Workload Assessment

**CPSS - GCMS 10.01 CASELOAD STATISTICS OF THE GENERAL DISTRICT COURTS****Petersburg**

January 2022 thru December 2022 Filings (Compared to January 2021 thru December 2021)

District: 11 FIPS: 730



General Civil	1,861	▲	-18.9%	-433
Infraction/Civil Violation	6,337	▲	+50.1%	+2,114
Involuntary Civil Commitments	582	▲	+43.0%	+175
Landlord /Tenant	2,316	▲	+184.5%	+1,502
Misdemeanor	3,168	▼	+10.4%	+298
Other	2,819	▲	+13.5%	+336
Protective Orders	217	▲	+29.9%	+50
<b>GRAND TOTAL</b>	<b>20,216</b>	▲	26.2%	+4,203

\* Compared to same time period as previous year

\*\* Case Type Categories are defined in the 2017 Virginia Judicial Workload Assessment  
Source: SCV-SQL-Information

**CPSS - GCMS 10.01 CASELOAD STATISTICS OF THE GENERAL DISTRICT COURTS**

January 2022 thru December 2022 Filings (Compared to January 2021 thru December 2021)

2022 Overall GRAND TOTAL		Distribution of Caseload			Change*		Percentage (%) of Caseload		
<b>3,635</b>	+149	<b>Criminal</b>	667	18%	32.3% ▲	+163	<b>Criminal</b>	2021 14.5%	2022 18.3%
		<b>Traffic</b>	2,213	61%	1.7% ▲	+36	<b>Traffic</b>	62.4%	60.9%
		<b>Civil</b>	720	20%	-7.9% ▼	-62	<b>Civil</b>	22.4%	19.8%
		<b>Civil Commitments</b>	35	1%	52.2% ▲	+12	<b>Civil Commitments</b>	0.7%	1.0%
		<b>GRAND TOTAL</b>	<b>3,635</b>	100%	4.3% ▲	+149	<b>GRAND TOTAL</b>	100%	100%

**Filings by Division & Code**

Division	Case Type Description	Code	Summary	Change	% Change	Absolute Change
<b>Criminal</b>	Misdemeanor	M	404	▲	+43.8%	+123
	Felony	F	148	▲	+18.4%	+23
	Show Cause	SC	63	▲	+43.2%	+19
	Capias	CA	36	▲	+38.5%	+10
	Civil Violation	CV	16	▼	-42.9%	-12
	<b>Total</b>			<b>667</b>	<b>▲</b>	<b>32.3%</b>
<b>Traffic</b>	Infraction	I	1,814	▲	+2.8%	+49
	Misdemeanor	M	359	▼	-4.3%	-16
	Show Cause	SC	20	▼	-13.0%	-3
	Capias	CA	19	▲	+111.1%	+10
	Felony	F	1	▼	-75.0%	-3
	Civil Violation	CV	0	▼	-100.0%	-1
<b>Total</b>			<b>2,213</b>	<b>▲</b>	<b>1.7%</b>	<b>+36</b>
<b>Civil</b>	Warrant in Debt	WD	315	▼	-20.1%	-79
	Garnishment	GA	182	▲	+3.4%	+6
	Unlawful Detainer	UD	71	▲	+91.9%	+34
	Admin License	AL	36	▼	-50.7%	-37
	Impoundment	IM	20	▼	-23.1%	-6
	Other	OT	19	▲	+35.7%	+5
	Show Cause	SC	18	▲	+1,700.0%	+17
	Preliminary Protective Order	PP	13	▼	-18.8%	-3
	Protective Order	PO	11	▼	-21.4%	-3
	Motion for Judgment	MJ	9	▲	+800.0%	+8
	Interrogatory-Not	IC	7	▲	+250.0%	+5
	Abstract	AJ	5	↔		-
	Petition-Restore Arms	PR	5	▲	+400.0%	+4
	Detinue	DT	3	▼	-50.0%	-3
	Zoning Violation	ZO	3	▲	+200.0%	+2
	Restricted Operators License	RL	2	▲	-	+2
	Tenants Assertion	TA	1	↔		-
	Counter Claim	CC	0	▼	-100.0%	-1
	Interrogatory	IN	0	▼	-100.0%	-13
<b>Total</b>			<b>720</b>	<b>▼</b>	<b>-7.9%</b>	<b>-62</b>
<b>Civil Commitments</b>	Temporary Detention Order	TD	21	▲	+23.5%	+4
	Emergency Custody Order	EC	8	▲	+60.0%	+3
	Other	OT	4	▲	+300.0%	+3
	Mental Commitment	MC	2	▲	-	+2
<b>Total</b>			<b>35</b>	<b>▲</b>	<b>52.2%</b>	<b>+12</b>
<b>GRAND TOTAL</b>			<b>3,635</b>	<b>▲</b>	<b>4.3%</b>	<b>+149</b>

**Filings by Major Case Category\*\***

Category	Summary	Change	% Change	Absolute Change
Felony	149	▼	+15.5%	+20
Garnishment	182	▼	-3.7%	-7
General Civil	332	▲	-17.4%	-70
Infraction/Civil Violation	1,830	▼	+2.0%	+36
Involuntary Civil Commitments	4	▲	+300.0%	+3
Landlord /Tenant	72	▲	+89.5%	+34

\* Compared to same time period as previous year

\*\* Case Type Categories are defined in the 2017 Virginia Judicial Workload Assessment

**CPSS - GCMS 10.01 CASELOAD STATISTICS OF THE GENERAL DISTRICT COURTS**

January 2022 thru December 2022 Filings (Compared to January 2021 thru December 2021)



**Powhatan**

District: 11 FIPS: 145

Misdemeanor	768	▲	+16.9%	+111
Other	274	▲	+11.4%	+28
Protective Orders	24	▼	-20.0%	-6
<b>GRAND TOTAL</b>	<b>3,635</b>	▲	4.3%	+149

\* Compared to same time period as previous year

\*\* Case Type Categories are defined in the 2017 Virginia Judicial Workload Assessment  
Source: SCV-SQL-Information

2022 Overall GRAND TOTAL		Distribution of Caseload			Change*		Percentage (%) of Caseload		
<b>81,642</b>	+6,542	<b>Criminal</b>	11,478	14%	10.6% ▲	+1,103	<b>Criminal</b>	2021: 13.8%	2022: 14.1%
		<b>Traffic</b>	40,940	50%	3.2% ▲	+1,261	<b>Traffic</b>	52.8%	50.1%
		<b>Civil</b>	28,682	35%	16.3% ▲	+4,013	<b>Civil</b>	32.8%	35.1%
		<b>Civil Commitments</b>	542	1%	43.8% ▲	+165	<b>Civil Commitments</b>	0.5%	0.7%
		<b>GRAND TOTAL</b>	<b>81,642</b>	100%	8.7% ▲	+6,542	<b>GRAND TOTAL</b>	100%	100%

Filings by Division & Code

Division	Case Type Description	Code	Summary	Change	% Change	Absolute Change
<b>Criminal</b>	Misdemeanor	M	5,459	▲	+12.9%	+624
	Felony	F	3,792	▲	+10.8%	+371
	Capias	CA	1,551	▲	+20.9%	+268
	Show Cause	SC	511	▲	+23.4%	+97
	Civil Violation	CV	141	▼	-64.5%	-256
	Motion	MO	24	▼	-4.0%	-1
	<b>Total</b>			<b>11,478</b>	<b>▲</b>	<b>10.6%</b>
<b>Traffic</b>	Infraction	I	24,997	▲	+7.7%	+1,794
	Misdemeanor	M	13,274	▼	-4.7%	-653
	Capias	CA	1,147	▼	-9.8%	-124
	Show Cause	SC	607	▲	+26.7%	+128
	Felony	F	337	▲	+8.4%	+26
	Motion	MO	260	▲	+56.6%	+94
	Civil Violation	CV	241	▲	+8.1%	+18
	Restricted Operators License	RL	69	▼	-10.4%	-8
	Other	O	8	▼	-63.6%	-14
<b>Total</b>			<b>40,940</b>	<b>▲</b>	<b>3.2%</b>	<b>+1,261</b>
<b>Civil</b>	Warrant in Debt	WD	10,577	▼	-5.1%	-565
	Garnishment	GA	8,675	▲	+7.7%	+619
	Unlawful Detainer	UD	5,459	▲	+207.7%	+3,685
	Other	OT	820	▼	-1.4%	-12
	Admin License	AL	676	▲	+2.6%	+17
	Protective Order	PO	473	▲	+27.2%	+101
	Preliminary Protective Order	PP	470	▲	+29.1%	+106
	Show Cause	SC	362	▲	+13.5%	+43
	Abstract	AJ	240	▲	+31.9%	+58
	Motion for Judgment	MJ	192	▲	+2.7%	+5
	Detinue	DT	171	▲	+10.3%	+16
	Interrogatory	IN	152	▲	+33.3%	+38
	Bond Forfeiture	BF	125	▼	-19.9%	-31
	Impoundment	IM	119	▲	+0.8%	+1
	Interrogatory-Not	IC	81	▼	-46.7%	-71
	Capias	CA	23	▼	-17.9%	-5
	Counter Claim	CC	22	▲	+10.0%	+2
	Tenants Assertion	TA	22	▲	+29.4%	+5
	Petition-Restore Arms	PR	18	▲	+28.6%	+4
	Cross Claim	CR	2	▼	-33.3%	-1
	Mechanic's Lien	ML	1	▲	-	+1
	Restricted Operators License	RL	1	↔	-	-
	Third Party Claim	TH	1	▲	-	+1
Overweight	OC	0	▼	-100.0%	-2	
Petition to Require Blood Test	BT	0	▼	-100.0%	-2	
<b>Total</b>			<b>28,682</b>	<b>▲</b>	<b>16.3%</b>	<b>+4,013</b>
<b>Civil Commitments</b>	Temporary Detention Order	TD	353	▲	+80.1%	+157
	Emergency Custody Order	EC	184	▲	+7.0%	+12
	Medical Emergency Temporary Detention Order	MT	4	▼	-50.0%	-4
	Medical Emergency Custody Order	ME	1	▲	-	+1
	Other	OT	0	▼	-100.0%	-1
<b>Total</b>			<b>542</b>	<b>▲</b>	<b>43.8%</b>	<b>+165</b>
<b>GRAND TOTAL</b>			<b>81,642</b>	<b>▲</b>	<b>8.7%</b>	<b>+6,542</b>

\* Compared to same time period as previous year



\*\* Case Type Categories are defined in the 2017 Virginia Judicial Workload Assessment

**Filings by Major Case Category\*\***

Category	Summary	Change	% Change	Absolute Change
Felony	4,129	▲	+10.6%	+397
Garnishment	8,827	▲	+8.0%	+657
General Civil	11,185	▲	-4.6%	-537
Infraction/Civil Violation	25,387	▼	+6.5%	+1,540
Involuntary Civil Commitments	0	▼	-100.0%	-1
Landlord /Tenant	5,481	▲	+206.0%	+3,690
Misdemeanor	18,803	▼	-0.2%	-37
Other	6,887	▲	+10.0%	+626
Protective Orders	943	▲	+28.1%	+207
<b>GRAND TOTAL</b>	<b>81,642</b>	▲	8.7%	+6,542

\* Compared to same time period as previous year

\*\* Case Type Categories are defined in the 2017 Virginia Judicial Workload Assessment  
 Source: SCV-SQL-Information

2022 Overall GRAND TOTAL		Distribution of Caseload			Change*		Percentage (%) of Caseload		
2022 	2021 	<b>9,042</b>	+286						
		<b>Criminal</b>	2,260	25%	17.2% ▲	+332	<b>Criminal</b>	2021 22.0%	2022 25.0%
		<b>Traffic</b>	4,287	47%	-10.0% ▼	-478	<b>Traffic</b>	54.4%	47.4%
		<b>Civil</b>	2,426	27%	21.4% ▲	+427	<b>Civil</b>	22.8%	26.8%
		<b>Civil Commitments</b>	69	1%	7.8% ▲	+5	<b>Civil Commitments</b>	0.7%	0.8%
		<b>GRAND TOTAL</b>	<b>9,042</b>	100%	3.3% ▲	+286	<b>GRAND TOTAL</b>	100%	100%

Filings by Division & Code

Division	Case Type Description	Code	Summary	Change	% Change	Absolute Change
<b>Criminal</b>	Misdemeanor	M	1,266	▲	+29.2%	+286
	Felony	F	497	▲	+2.5%	+12
	Capias	CA	318	▲	+1.9%	+6
	Show Cause	SC	148	▲	+35.8%	+39
	Civil Violation	CV	31	▼	-26.2%	-11
	<b>Total</b>			<b>2,260</b>	<b>▲</b>	<b>17.2%</b>
<b>Traffic</b>	Infraction	I	3,281	▼	-11.0%	-407
	Misdemeanor	M	930	▼	-4.1%	-40
	Capias	CA	43	▼	-32.8%	-21
	Felony	F	16	▲	+33.3%	+4
	Show Cause	SC	11	▼	-47.6%	-10
	Civil Violation	CV	4	▲	+33.3%	+1
	Motion	MO	1	▲	-	+1
	Restricted Operators License	RL	1	▼	-85.7%	-6
	<b>Total</b>			<b>4,287</b>	<b>▼</b>	<b>-10.0%</b>
<b>Civil</b>	Warrant in Debt	WD	921	▲	+13.6%	+110
	Garnishment	GA	708	▲	+21.9%	+127
	Unlawful Detainer	UD	344	▲	+106.0%	+177
	Detinue	DT	89	▲	+154.3%	+54
	Other	OT	89	▼	-17.6%	-19
	Admin License	AL	61	▼	-9.0%	-6
	Protective Order	PO	52	▲	+2.0%	+1
	Preliminary Protective Order	PP	47	▼	-17.5%	-10
	Show Cause	SC	26	▼	-10.3%	-3
	Bond Forfeiture	BF	23	▲	+4.5%	+1
	Motion for Judgment	MJ	20	▲	+66.7%	+8
	Impoundment	IM	15	▲	+7.1%	+1
	Abstract	AJ	13	▼	-43.5%	-10
	Interrogatory	IN	7	↔	-	-
	Tenants Assertion	TA	5	▼	-16.7%	-1
	Counter Claim	CC	3	↔	-	-
	Petition-Restore Arms	PR	2	▲	+100.0%	+1
	Petition to Require Blood Test	BT	1	▲	-	+1
	Interrogatory-Not	IC	0	▼	-100.0%	-3
	Restricted Operators License	RL	0	▼	-100.0%	-2
<b>Total</b>			<b>2,426</b>	<b>▲</b>	<b>21.4%</b>	<b>+427</b>
<b>Civil Commitments</b>	Temporary Detention Order	TD	38	▼	-2.6%	-1
	Emergency Custody Order	EC	30	▲	+25.0%	+6
	Medical Emergency Temporary Detention Order	MT	1	▲	-	+1
	Medical Emergency Custody Order	ME	0	▼	-100.0%	-1
	<b>Total</b>			<b>69</b>	<b>▲</b>	<b>7.8%</b>
<b>GRAND TOTAL</b>			<b>9,042</b>	<b>▲</b>	<b>3.3%</b>	<b>+286</b>

Filings by Major Case Category\*\*

Category	Summary	Change	% Change	Absolute Change
Felony	513	▲	+3.2%	+16
Garnishment	715	▲	+21.6%	+127
General Civil	1,038	▲	+19.4%	+169

\* Compared to same time period as previous year

\*\* Case Type Categories are defined in the 2017 Virginia Judicial Workload Assessment





**CPSS - GCMS 10.01 CASELOAD STATISTICS OF THE GENERAL DISTRICT COURTS**  
 January 2022 thru December 2022 Filings (Compared to January 2021 thru December 2021)

Infraction/Civil Violation	3,316	▼	-11.2%	-417
Landlord /Tenant	349	▲	+101.7%	+176
Misdemeanor	2,197	▼	+12.1%	+238
Other	815	▲	-1.7%	-14
Protective Orders	99	▼	-8.3%	-9
<b>GRAND TOTAL</b>	<b>9,042</b>	▲	3.3%	+286

\* Compared to same time period as previous year

\*\* Case Type Categories are defined in the 2017 Virginia Judicial Workload Assessment  
 Source: SCV-SQL-Information

**CPSS - GCMS 10.01 CASELOAD STATISTICS OF THE GENERAL DISTRICT COURTS**  
 January 2022 thru December 2022 Filings (Compared to January 2021 thru December 2021)

2022 Overall GRAND TOTAL		Distribution of Caseload			Change*		Percentage (%) of Caseload		
<b>69,043</b>	-2,682	<b>Criminal</b>	8,866	13%	8.4% ▲	+686	<b>Criminal</b>	2021	2022
		<b>Traffic</b>	22,725	33%	-22.6% ▼	-6,630	<b>Traffic</b>	11.4%	12.8%
		<b>Civil</b>	34,669	50%	11.2% ▲	+3,490	<b>Civil</b>	40.9%	32.9%
		<b>Civil Commitments</b>	2,783	4%	-7.6% ▼	-228	<b>Civil Commitments</b>	43.5%	50.2%
		<b>GRAND TOTAL</b>	<b>69,043</b>	100%	-3.7% ▼	-2,682	<b>GRAND TOTAL</b>	4.2%	4.0%
							<b>GRAND TOTAL</b>	100%	100%

**Filings by Division & Code**

Division	Case Type Description	Code	Summary	Change	% Change	Absolute Change
<b>Criminal</b>	Misdemeanor	M	4,900	▲	+11.1%	+490
	Felony	F	2,677	▲	+0.6%	+16
	Capias	CA	937	▲	+39.9%	+267
	Show Cause	SC	272	▲	-24.7%	-89
	Civil Violation	CV	79	▲	+1.3%	+1
	Restricted Operators License	RL	1	▲	-	+1
	<b>Total</b>			<b>8,866</b>	<b>▲</b>	<b>8.4%</b>
<b>Traffic</b>	Infraction	I	15,998	▲	-29.4%	-6,649
	Misdemeanor	M	5,548	▲	+1.5%	+82
	Other	O	656	▲	+15.7%	+89
	Capias	CA	212	▲	+6.0%	+12
	Felony	F	146	▲	-22.8%	-43
	Show Cause	SC	98	▲	-40.6%	-67
	Restricted Operators License	RL	65	▲	-42.0%	-47
	Civil Violation	CV	2	▲	-77.8%	-7
<b>Total</b>			<b>22,725</b>	<b>▼</b>	<b>-22.6%</b>	<b>-6,630</b>
<b>Civil</b>	Warrant in Debt	WD	11,453	▲	-9.5%	-1,207
	Garnishment	GA	10,154	▲	-7.9%	-868
	Unlawful Detainer	UD	8,653	▲	+173.7%	+5,491
	Other	OT	1,416	▲	+3.8%	+52
	Motion for Judgment	MJ	555	▲	+3.4%	+18
	Preliminary Protective Order	PP	547	▲	-2.8%	-16
	Abstract	AJ	451	▲	+37.1%	+122
	Show Cause	SC	438	▲	-4.8%	-22
	Detinue	DT	374	▲	-11.4%	-48
	Interrogatory	IN	175	▲	-9.8%	-19
	Admin License	AL	121	▲	+8.0%	+9
	Protective Order	PO	108	▲	+0.9%	+1
	Tenants Assertion	TA	107	▲	+5.9%	+6
	Counter Claim	CC	49	▲	+36.1%	+13
	Interrogatory-Not	IC	28	▲	-6.7%	-2
	Bond Forfeiture	BF	14	▲	-57.6%	-19
	Petition-Restore Arms	PR	11	▲	-59.3%	-16
	Capias	CA	8	▲	-	-
	Third Party Claim	TH	3	▲	-50.0%	-3
	Mechanic's Lien	ML	2	▲	-	+2
	Impoundment	IM	1	▲	-75.0%	-3
	Restricted Operators License	RL	1	▲	-	+1
	Cross Claim	CR	0	▼	-100.0%	-2
<b>Total</b>			<b>34,669</b>	<b>▲</b>	<b>11.2%</b>	<b>+3,490</b>
<b>Civil Commitments</b>	Mental Commitment	MC	1,509	▲	-6.6%	-107
	Temporary Detention Order	TD	1,148	▲	-9.2%	-117
	Emergency Custody Order	EC	126	▲	-3.1%	-4
	<b>Total</b>			<b>2,783</b>	<b>▼</b>	<b>-7.6%</b>
<b>GRAND TOTAL</b>			<b>69,043</b>	<b>▼</b>	<b>-3.7%</b>	<b>-2,682</b>

\* Compared to same time period as previous year

\*\* Case Type Categories are defined in the 2017 Virginia Judicial Workload Assessment

**Filings by Major Case Category\*\***

Category	Summary	Change	% Change	Absolute Change
Felony	2,823	▲	-0.9%	-27
Garnishment	10,329	▲	-7.9%	-887
General Civil	13,064	▲	-7.6%	-1,082
Infraction/Civil Violation	16,735	▲	-28.2%	-6,566
Landlord /Tenant	8,760	▲	+168.5%	+5,497
Misdemeanor	10,515	▲	+5.3%	+527
Other	6,162	▲	-2.1%	-129
Protective Orders	655	▲	-2.2%	-15
<b>GRAND TOTAL</b>	<b>69,043</b>	▼	-3.7%	-2,682

\* Compared to same time period as previous year

\*\* Case Type Categories are defined in the 2017 Virginia Judicial Workload Assessment  
 Source: SCV-SQL-Information

**CPSS - GCMS 10.01 CASELOAD STATISTICS OF THE GENERAL DISTRICT COURTS**

January 2022 thru December 2022 Filings (Compared to January 2021 thru December 2021)

**Henrico**

District: 14 FIPS: 087

2022 Overall GRAND TOTAL		Distribution of Caseload			Change*		Percentage (%) of Caseload		
<b>90,712</b>	+6,855	<b>Criminal</b>	13,340	15%	5.7% ▲	+720	<b>Criminal</b>	2021	2022
		<b>Traffic</b>	46,612	51%	6.1% ▲	+2,673	<b>Traffic</b>	15.0%	14.7%
2022		<b>Civil</b>	29,424	32%	13.5% ▲	+3,504	<b>Civil</b>	52.4%	51.4%
2021		<b>Civil Commitments</b>	1,336	1%	-3.0% ▼	-42	<b>Civil Commitments</b>	30.9%	32.4%
		<b>GRAND TOTAL</b>	<b>90,712</b>	100%	8.2% ▲	+6,855	<b>GRAND TOTAL</b>	1.6%	1.5%
							<b>GRAND TOTAL</b>	100%	100%

**Filings by Division & Code**

Division	Case Type Description	Code	Summary	Change	% Change	Absolute Change
<b>Criminal</b>	Misdemeanor	M	6,692	▲	+10.9%	+657
	Felony	F	4,081	▲	+8.9%	+332
	Capias	CA	1,630	▼	-15.7%	-303
	Show Cause	SC	795	▲	+18.3%	+123
	Civil Violation	CV	141	▼	-39.0%	-90
	Restricted Operators License	RL	1	▲	-	+1
	<b>Total</b>			<b>13,340</b>	<b>▲</b>	<b>5.7%</b>
<b>Traffic</b>	Infraction	I	36,470	▲	+5.4%	+1,882
	Misdemeanor	M	9,468	▲	+9.8%	+848
	Capias	CA	372	▼	-11.8%	-50
	Felony	F	128	▼	-9.2%	-13
	Show Cause	SC	118	▲	+16.8%	+17
	Restricted Operators License	RL	49	▼	-12.5%	-7
	Civil Violation	CV	7	▼	-30.0%	-3
	Other	O	0	▼	-100.0%	-1
<b>Total</b>			<b>46,612</b>	<b>▲</b>	<b>6.1%</b>	<b>+2,673</b>
<b>Civil</b>	Garnishment	GA	9,569	▲	+0.5%	+48
	Warrant in Debt	WD	9,511	▼	-9.0%	-943
	Unlawful Detainer	UD	6,739	▲	+155.7%	+4,103
	Other	OT	522	▲	+70.6%	+216
	Detinue	DT	503	▲	+20.3%	+85
	Admin License	AL	414	▼	-7.4%	-33
	Abstract	AJ	408	▼	-8.9%	-40
	Preliminary Protective Order	PP	404	▲	+18.5%	+63
	Protective Order	PO	349	▲	+22.5%	+64
	Motion for Judgment	MJ	257	▲	+2.4%	+6
	Interrogatory	IN	246	▼	-12.1%	-34
	Show Cause	SC	140	▲	+15.7%	+19
	Bond Forfeiture	BF	130	▼	-18.8%	-30
	Impoundment	IM	67	▼	-6.9%	-5
	Tenants Assertion	TA	45	↔	-	-
	Overweight	OC	36	▲	+28.6%	+8
	Counter Claim	CC	31	▲	+6.9%	+2
	Petition-Restore Arms	PR	23	▼	-8.0%	-2
	Interrogatory-Not	IC	20	▼	-41.2%	-14
	Capias	CA	4	▼	-66.7%	-8
	Third Party Claim	TH	3	↔	-	-
	Mechanic's Lien	ML	1	↔	-	-
	Motor Carrier	MC	1	▲	-	+1
	Restricted Operators License	RL	1	▼	-50.0%	-1
Detinue Seizure	DZ	0	▼	-100.0%	-1	
<b>Total</b>			<b>29,424</b>	<b>▲</b>	<b>13.5%</b>	<b>+3,504</b>
<b>Civil Commitments</b>	Temporary Detention Order	TD	679	▼	-8.6%	-64
	Mental Commitment	MC	491	▼	-2.6%	-13
	Emergency Custody Order	EC	91	▲	+37.9%	+25
	Other	OT	60	▲	+25.0%	+12
	Medical Emergency Temporary Detention Order	MT	12	▼	-25.0%	-4
	Medical Emergency Custody Order	ME	3	▲	+200.0%	+2
<b>Total</b>			<b>1,336</b>	<b>▼</b>	<b>-3.0%</b>	<b>-42</b>
<b>GRAND TOTAL</b>			<b>90,712</b>	<b>▲</b>	<b>8.2%</b>	<b>+6,855</b>

\* Compared to same time period as previous year



\*\* Case Type Categories are defined in the 2017 Virginia Judicial Workload Assessment

Filings by Major Case Category\*\*

Category	Summary	Change	% Change	Absolute Change
Felony	4,209	▼	+8.2%	+319
Garnishment	9,815	▼	+0.1%	+14
General Civil	10,354	▼	-7.6%	-854
Infraction/Civil Violation	36,655	▲	+5.2%	+1,797
Involuntary Civil Commitments	60	▲	+25.0%	+12
Landlord /Tenant	6,784	▲	+153.0%	+4,103
Misdemeanor	16,211	▲	+10.2%	+1,498
Other	5,871	▲	-2.7%	-161
Protective Orders	753	▲	+20.3%	+127
<b>GRAND TOTAL</b>	<b>90,712</b>	▲	8.2%	+6,855

\* Compared to same time period as previous year

\*\* Case Type Categories are defined in the 2017 Virginia Judicial Workload Assessment  
 Source: SCV-SQL-Information

2022 Overall GRAND TOTAL		Distribution of Caseload			Change*		Percentage (%) of Caseload		
<b>9,390</b>	+2,068	<b>Criminal</b>	928	10%	9.4% ▲	+80	<b>Criminal</b>	2021	2022
		<b>Traffic</b>	6,830	73%	41.3% ▲	+1,998	<b>Traffic</b>	11.6%	9.9%
		<b>Civil</b>	1,580	17%	1.2% ▲	+18	<b>Civil</b>	66.0%	72.7%
		<b>Civil Commitments</b>	52	1%	-35.0% ▼	-28	<b>Civil Commitments</b>	21.3%	16.8%
		<b>GRAND TOTAL</b>	<b>9,390</b>	100%	28.2% ▲	+2,068	<b>GRAND TOTAL</b>	100%	100%

Filings by Division & Code

Division	Case Type Description	Code	Summary	Change	% Change	Absolute Change
<b>Criminal</b>	Misdemeanor	M	550	▲	+4.6%	+24
	Felony	F	266	▲	+28.5%	+59
	Capias	CA	72	▲	+30.9%	+17
	Civil Violation	CV	31	▲	+29.2%	+7
	Show Cause	SC	9	▼	-75.0%	-27
	<b>Total</b>			<b>928</b>	<b>▲</b>	<b>9.4%</b>
<b>Traffic</b>	Infraction	I	5,655	▲	+39.6%	+1,604
	Misdemeanor	M	1,103	▲	+52.3%	+379
	Capias	CA	50	▲	+35.1%	+13
	Felony	F	13	▲	+85.7%	+6
	Show Cause	SC	9	▼	-30.8%	-4
	<b>Total</b>			<b>6,830</b>	<b>▲</b>	<b>41.3%</b>
<b>Civil</b>	Warrant in Debt	WD	815	▼	-1.8%	-15
	Garnishment	GA	429	▲	+10.3%	+40
	Unlawful Detainer	UD	121	▲	+57.1%	+44
	Other	OT	64	▼	-33.3%	-32
	Admin License	AL	39	▲	+44.4%	+12
	Preliminary Protective Order	PP	30	▼	-38.8%	-19
	Protective Order	PO	20	▼	-54.5%	-24
	Interrogatory	IN	19	▲	+280.0%	+14
	Abstract	AJ	11	▲	+57.1%	+4
	Impoundment	IM	10	▲	+42.9%	+3
	Show Cause	SC	10	▼	-9.1%	-1
	Detinue	DT	5	▼	-16.7%	-1
	Overweight	OC	4	▼	-42.9%	-3
	Petition-Restore Arms	PR	2	↔		-
	Counter Claim	CC	1	▼	-50.0%	-1
	Bond Forfeiture	BF	0	▼	-100.0%	-2
	Capias	CA	0	▼	-100.0%	-1
<b>Total</b>			<b>1,580</b>	<b>▲</b>	<b>1.2%</b>	<b>+18</b>
<b>Civil Commitments</b>	Temporary Detention Order	TD	35	▼	-36.4%	-20
	Emergency Custody Order	EC	17	▼	-32.0%	-8
	<b>Total</b>		<b>52</b>	<b>▼</b>	<b>-35.0%</b>	<b>-28</b>
<b>GRAND TOTAL</b>			<b>9,390</b>	<b>▲</b>	<b>28.2%</b>	<b>+2,068</b>

Filings by Major Case Category\*\*



Category	Summary	Change	% Change	Absolute Change
Felony	279	▲	+30.4%	+65
Garnishment	448	▲	+13.7%	+54
General Civil	822	▼	-1.9%	-16
Infraction/Civil Violation	5,690	▲	+39.4%	+1,608
Landlord /Tenant	121	▲	+57.1%	+44
Misdemeanor	1,653	▲	+32.2%	+403
Other	327	▼	-12.6%	-47
Protective Orders	50	▼	-46.2%	-43
<b>GRAND TOTAL</b>	<b>9,390</b>	<b>▲</b>	<b>28.2%</b>	<b>+2,068</b>

\* Compared to same time period as previous year

\*\* Case Type Categories are defined in the 2017 Virginia Judicial Workload Assessment

\* Compared to same time period as previous year

\*\* Case Type Categories are defined in the 2017 Virginia Judicial Workload Assessment  
Source: SCV-SQL-Information

2022 Overall GRAND TOTAL		Distribution of Caseload			Change*		Percentage (%) of Caseload		
<b>5,597</b>	-381	<b>Criminal</b>	522	9%	32.8% ▲	+129	<b>Criminal</b>	2021 6.6%	2022 9.3%
		<b>Traffic</b>	4,305	77%	-9.5% ▼	-452	<b>Traffic</b>	79.6%	76.9%
		<b>Civil</b>	752	13%	-5.5% ▼	-44	<b>Civil</b>	13.3%	13.4%
		<b>Civil Commitments</b>	18	0%	-43.8% ▼	-14	<b>Civil Commitments</b>	0.5%	0.3%
		<b>GRAND TOTAL</b>	<b>5,597</b>	100%	-6.4% ▼	-381	<b>GRAND TOTAL</b>	100%	100%

Filings by Division & Code

Division	Case Type Description	Code	Summary	Change	% Change	Absolute Change
<b>Criminal</b>	Misdemeanor	M	389	▲	+40.9%	+113
	Felony	F	98	▲	+25.6%	+20
	Capias	CA	16	▼	-11.1%	-2
	Civil Violation	CV	11	▲	+10.0%	+1
	Show Cause	SC	8	▼	-27.3%	-3
	<b>Total</b>			<b>522</b>	<b>▲</b>	<b>32.8%</b>
<b>Traffic</b>	Infraction	I	3,700	▼	-10.5%	-432
	Misdemeanor	M	578	▼	-5.4%	-33
	Felony	F	11	▲	+37.5%	+3
	Capias	CA	9	▲	+350.0%	+7
	Show Cause	SC	4	▲	+100.0%	+2
	Civil Violation	CV	3	▲	-	+3
	Other	O	0	▼	-100.0%	-2
	<b>Total</b>			<b>4,305</b>	<b>▼</b>	<b>-9.5%</b>
<b>Civil</b>	Garnishment	GA	216	▼	-7.7%	-18
	Warrant in Debt	WD	206	▼	-25.1%	-69
	Other	OT	104	▼	-13.3%	-16
	Detinue	DT	92	▲	+73.6%	+39
	Unlawful Detainer	UD	54	▲	+63.6%	+21
	Admin License	AL	21	▲	+90.9%	+10
	Abstract	AJ	20	▲	+233.3%	+14
	Impoundment	IM	18	▲	+80.0%	+8
	Protective Order	PO	11	▼	-42.1%	-8
	Show Cause	SC	7	▼	-65.0%	-13
	Interrogatory	IN	2	▼	-33.3%	-1
	Counter Claim	CC	1	▲	-	+1
	Capias	CA	0	▼	-100.0%	-4
	Petition-Restore Arms	PR	0	▼	-100.0%	-1
	Preliminary Protective Order	PP	0	▼	-100.0%	-7
	<b>Total</b>			<b>752</b>	<b>▼</b>	<b>-5.5%</b>
<b>Civil Commitments</b>	Temporary Detention Order	TD	13	▼	-27.8%	-5
	Emergency Custody Order	EC	2	▼	-81.8%	-9
	Other	OT	2	▲	-	+2
	Mental Commitment	MC	1	▼	-66.7%	-2
<b>Total</b>			<b>18</b>	<b>▼</b>	<b>-43.8%</b>	<b>-14</b>
<b>GRAND TOTAL</b>			<b>5,597</b>	<b>▼</b>	<b>-6.4%</b>	<b>-381</b>

Filings by Major Case Category\*\*

Category	Summary	Change	% Change	Absolute Change
Felony	109	▲	+26.7%	+23
Garnishment	218	▼	-8.0%	-19
General Civil	367	▼	-7.1%	-28
Infraction/Civil Violation	3,714	▲	-10.4%	-430
Involuntary Civil Commitments	2	▲	-	+2
Landlord /Tenant	54	▲	+63.6%	+21
Misdemeanor	967	▲	+9.0%	+80
Other	155	▲	-8.8%	-15

\* Compared to same time period as previous year

\*\* Case Type Categories are defined in the 2017 Virginia Judicial Workload Assessment



**CPSS - GCMS 10.01 CASELOAD STATISTICS OF THE GENERAL DISTRICT COURTS**  
January 2022 thru December 2022 Filings (Compared to January 2021 thru December 2021)

---



Protective Orders	11	▼	-57.7%	-15
<b>GRAND TOTAL</b>	<b>5,597</b>	▼	-6.4%	-381

---

\* Compared to same time period as previous year

\*\* Case Type Categories are defined in the 2017 Virginia Judicial Workload Assessment  
Source: SCV-SQL-Information

**CPSS - GCMS 10.01 CASELOAD STATISTICS OF THE GENERAL DISTRICT COURTS**  
 January 2022 thru December 2022 Filings (Compared to January 2021 thru December 2021)

2022 Overall GRAND TOTAL		Distribution of Caseload			Change*		Percentage (%) of Caseload		
<b>15,592</b>	+1,881	<b>Criminal</b>	2,589	17%	10.6% ▲	+249	<b>Criminal</b>	2021 17.1%	2022 16.6%
		<b>Traffic</b>	5,679	36%	10.2% ▲	+526	<b>Traffic</b>	37.6%	36.4%
		<b>Civil</b>	6,055	39%	21.2% ▲	+1,061	<b>Civil</b>	36.4%	38.8%
		<b>Civil Commitments</b>	1,269	8%	3.7% ▲	+45	<b>Civil Commitments</b>	8.9%	8.1%
		<b>GRAND TOTAL</b>	<b>15,592</b>	100%	13.7% ▲	+1,881	<b>GRAND TOTAL</b>	100%	100%

**Filings by Division & Code**

Division	Case Type Description	Code	Summary	Change	% Change	Absolute Change
<b>Criminal</b>	Misdemeanor	M	1,611	▲	+21.8%	+288
	Felony	F	610	▼	-4.4%	-28
	Capias	CA	204	▲	+2.5%	+5
	Show Cause	SC	123	▲	+32.3%	+30
	Civil Violation	CV	41	▼	-52.3%	-45
	Restricted Operators License	RL	0	▼	-100.0%	-1
	<b>Total</b>			<b>2,589</b>	<b>▲</b>	<b>10.6%</b>
<b>Traffic</b>	Infraction	I	4,366	▲	+10.6%	+419
	Misdemeanor	M	1,201	▲	+9.7%	+106
	Capias	CA	71	▲	+39.2%	+20
	Show Cause	SC	20	▼	-16.7%	-4
	Felony	F	16	▼	-42.9%	-12
	Restricted Operators License	RL	5	▼	-16.7%	-1
	Other	O	0	▼	-100.0%	-2
<b>Total</b>			<b>5,679</b>	<b>▲</b>	<b>10.2%</b>	<b>+526</b>
<b>Civil</b>	Warrant in Debt	WD	3,063	▲	+36.7%	+823
	Garnishment	GA	1,254	▼	-15.0%	-222
	Unlawful Detainer	UD	752	▲	+165.7%	+469
	Show Cause	SC	174	▲	+4.8%	+8
	Admin License	AL	139	▲	+15.8%	+19
	Interrogatory	IN	126	▼	-40.3%	-85
	Other	OT	117	▼	-10.7%	-14
	Impoundment	IM	99	▼	-10.8%	-12
	Detinue	DT	93	▲	+27.4%	+20
	Abstract	AJ	82	▲	+28.1%	+18
	Bond Forfeiture	BF	82	▲	+105.0%	+42
	Preliminary Protective Order	PP	42	▼	-23.6%	-13
	Protective Order	PO	19	▲	+35.7%	+5
	Capias	CA	5	▲	+25.0%	+1
	Motion for Judgment	MJ	4	▲	+300.0%	+3
	Counter Claim	CC	2	▼	-33.3%	-1
	Petition-Restore Arms	PR	1	▲	-	+1
Tenants Assertion	TA	1	▼	-50.0%	-1	
<b>Total</b>			<b>6,055</b>	<b>▲</b>	<b>21.2%</b>	<b>+1,061</b>
<b>Civil Commitments</b>	Mental Commitment	MC	789	▲	+8.1%	+59
	Temporary Detention Order	TD	175	▼	-18.2%	-39
	Emergency Custody Order	EC	158	▼	-3.1%	-5
	Other	OT	145	▲	+27.2%	+31
	Medical Emergency Temporary Detention Order	MT	2	↔	-	-
	Petition	PT	0	▼	-100.0%	-1
<b>Total</b>			<b>1,269</b>	<b>▲</b>	<b>3.7%</b>	<b>+45</b>
<b>GRAND TOTAL</b>			<b>15,592</b>	<b>▲</b>	<b>13.7%</b>	<b>+1,881</b>

**Filings by Major Case Category\*\***

Category	Summary	Change	% Change	Absolute Change
Felony	626	▼	-6.0%	-40
Garnishment	1,380	▼	-18.2%	-307
General Civil	3,203	▲	+35.8%	+845

\* Compared to same time period as previous year

\*\* Case Type Categories are defined in the 2017 Virginia Judicial Workload Assessment

**CPSS - GCMS 10.01 CASELOAD STATISTICS OF THE GENERAL DISTRICT COURTS**  
 January 2022 thru December 2022 Filings (Compared to January 2021 thru December 2021)

**Fredericksburg**  
 District: 15 FIPS: 630

Infraction/Civil Violation	4,407	▼	+9.2%	+372
Involuntary Civil Commitments	145	▼	+26.1%	+30
Landlord /Tenant	753	▲	+164.2%	+468
Misdemeanor	2,817	▼	+16.2%	+392
Other	2,200	▲	+6.2%	+129
Protective Orders	61	▲	-11.6%	-8
<b>GRAND TOTAL</b>	<b>15,592</b>	▲	13.7%	+1,881

\* Compared to same time period as previous year

\*\* Case Type Categories are defined in the 2017 Virginia Judicial Workload Assessment  
 Source: SCV-SQL-Information

**CPSS - GCMS 10.01 CASELOAD STATISTICS OF THE GENERAL DISTRICT COURTS**  
 January 2022 thru December 2022 Filings (Compared to January 2021 thru December 2021)

2022 Overall GRAND TOTAL		Distribution of Caseload			Change*		Percentage (%) of Caseload		
<b>19,217</b>	-1,358	<b>Criminal</b>	3,097	16%	-6.7% ▼	-223	<b>Criminal</b>	2021	2022
2022		<b>Traffic</b>	11,024	57%	-9.3% ▼	-1,133	<b>Traffic</b>	16.1%	16.1%
2021		<b>Civil</b>	4,982	26%	0.3% ▲	+13	<b>Civil</b>	59.1%	57.4%
		<b>Civil Commitments</b>	114	1%	-11.6% ▼	-15	<b>Civil Commitments</b>	24.2%	25.9%
		<b>GRAND TOTAL</b>	<b>19,217</b>	100%	-6.6% ▼	-1,358	<b>GRAND TOTAL</b>	0.6%	0.6%
							<b>GRAND TOTAL</b>	100%	100%

**Filings by Division & Code**

Division	Case Type Description	Code	Summary	Change	% Change	Absolute Change
<b>Criminal</b>	Misdemeanor	M	1,666	▲	+0.4%	+7
	Felony	F	995	▲	+1.1%	+11
	Capias	CA	264	▼	-18.0%	-58
	Show Cause	SC	124	▼	-24.4%	-40
	Civil Violation	CV	48	▼	-74.9%	-143
	<b>Total</b>			<b>3,097</b>	▼	<b>-6.7%</b>
<b>Traffic</b>	Infraction	I	7,319	▼	-12.3%	-1,030
	Misdemeanor	M	3,415	▼	-2.3%	-82
	Capias	CA	175	▼	-9.3%	-18
	Felony	F	46	▲	+4.5%	+2
	Restricted Operators License	RL	37	▼	-9.8%	-4
	Show Cause	SC	26	▼	-16.1%	-5
	Civil Violation	CV	6	▲	+200.0%	+4
	<b>Total</b>			<b>11,024</b>	▼	<b>-9.3%</b>
<b>Civil</b>	Warrant in Debt	WD	2,153	▼	-3.1%	-69
	Garnishment	GA	1,573	▼	-0.5%	-8
	Unlawful Detainer	UD	335	▲	+105.5%	+172
	Other	OT	191	▼	-0.5%	-1
	Bond Forfeiture	BF	157	▼	-16.5%	-31
	Admin License	AL	133	▼	-7.0%	-10
	Preliminary Protective Order	PP	105	▲	+9.4%	+9
	Show Cause	SC	85	▼	-19.8%	-21
	Protective Order	PO	81	▲	+3.8%	+3
	Impoundment	IM	55	▼	-15.4%	-10
	Abstract	AJ	46	▲	+84.0%	+21
	Interrogatory	IN	24	▼	-36.8%	-14
	Motion for Judgment	MJ	17	▼	-57.5%	-23
	Detinue	DT	15	▼	-21.1%	-4
	Petition-Restore Arms	PR	6	▲	+100.0%	+3
	Capias	CA	2	▼	-33.3%	-1
	Counter Claim	CC	2	↔	-	-
	Overweight	OC	1	▲	-	+1
	Tenants Assertion	TA	1	▼	-75.0%	-3
	Zoning Violation	ZO	0	▼	-100.0%	-1
<b>Total</b>			<b>4,982</b>	▲	<b>0.3%</b>	<b>+13</b>
<b>Civil Commitments</b>	Temporary Detention Order	TD	85	▼	-13.3%	-13
	Emergency Custody Order	EC	28	▼	-6.7%	-2
	Medical Emergency Temporary Detention Order	MT	1	▲	-	+1
	Mental Commitment	MC	0	▼	-100.0%	-1
<b>Total</b>			<b>114</b>	▼	<b>-11.6%</b>	<b>-15</b>
<b>GRAND TOTAL</b>			<b>19,217</b>	▼	-6.6%	-1,358

**Filings by Major Case Category\*\***

Category	Summary	Change	% Change	Absolute Change
Felony	1,041	▲	+1.3%	+13
Garnishment	1,597	▼	-1.4%	-22
General Civil	2,221	▼	-4.3%	-101
Infraction/Civil Violation	7,374	▲	-13.7%	-1,168

\* Compared to same time period as previous year

\*\* Case Type Categories are defined in the 2017 Virginia Judicial Workload Assessment

**CPSS - GCMS 10.01 CASELOAD STATISTICS OF THE GENERAL DISTRICT COURTS**

January 2022 thru December 2022 Filings (Compared to January 2021 thru December 2021)



**Hanover**

District: 15 FIPS: 085

Landlord /Tenant	336	▲	+101.2%	+169
Misdemeanor	5,118	▼	-1.5%	-80
Other	1,344	▲	-11.9%	-181
Protective Orders	186	▲	+6.9%	+12
<b>GRAND TOTAL</b>	<b>19,217</b>	▼	-6.6%	-1,358

\* Compared to same time period as previous year

\*\* Case Type Categories are defined in the 2017 Virginia Judicial Workload Assessment  
Source: SCV-SQL-Information

2022 Overall GRAND TOTAL		Distribution of Caseload			Change*		Percentage (%) of Caseload		
<b>10,084</b>	+68	<b>Criminal</b>	962	10%	23.5% ▲	+183	<b>Criminal</b>	2021 7.8%	2022 9.5%
		<b>Traffic</b>	8,180	81%	-2.9% ▼	-243	<b>Traffic</b>	84.1%	81.1%
2022 		<b>Civil</b>	896	9%	16.8% ▲	+129	<b>Civil</b>	7.7%	8.9%
2021 		<b>Civil Commitments</b>	46	0%	-2.1% ▼	-1	<b>Civil Commitments</b>	0.5%	0.5%
		<b>GRAND TOTAL</b>	<b>10,084</b>	100%	0.7% ▲	+68	<b>GRAND TOTAL</b>	100%	100%

Filings by Division & Code

Division	Case Type Description	Code	Summary	Change	% Change	Absolute Change
<b>Criminal</b>	Misdemeanor	M	644	▲	+19.5%	+105
	Felony	F	147	▲	+28.9%	+33
	Capias	CA	72	▲	+53.2%	+25
	Civil Violation	CV	67	▲	+67.5%	+27
	Show Cause	SC	32	▼	-17.9%	-7
	<b>Total</b>			<b>962</b>	▲	<b>23.5%</b>
<b>Traffic</b>	Infraction	I	7,214	▼	-4.2%	-317
	Misdemeanor	M	906	▲	+9.7%	+80
	Capias	CA	31	▲	+3.3%	+1
	Felony	F	20	▲	+17.6%	+3
	Show Cause	SC	7	▼	-50.0%	-7
	Civil Violation	CV	2	▼	-33.3%	-1
	Other	O	0	▼	-100.0%	-1
	Restricted Operators License	RL	0	▼	-100.0%	-1
	<b>Total</b>			<b>8,180</b>	▼	<b>-2.9%</b>
<b>Civil</b>	Warrant in Debt	WD	344	▼	-0.6%	-2
	Garnishment	GA	203	▲	+28.5%	+45
	Unlawful Detainer	UD	137	▲	+153.7%	+83
	Admin License	AL	70	▲	+25.0%	+14
	Other	OT	37	▲	-15.9%	-7
	Preliminary Protective Order	PP	26	▲	+36.8%	+7
	Protective Order	PO	18	▲	+12.5%	+2
	Impoundment	IM	12	▼	-29.4%	-5
	Overweight	OC	12	▲	+20.0%	+2
	Show Cause	SC	12	▼	-20.0%	-3
	Interrogatory	IN	9	▼	-18.2%	-2
	Abstract	AJ	8	↔		-
	Motion for Judgment	MJ	3	▼	-66.7%	-6
	Tenants Assertion	TA	3	▲	-	+3
	Detinue	DT	2	▲	+100.0%	+1
	Capias	CA	0	▼	-100.0%	-2
	Restricted Operators License	RL	0	▼	-100.0%	-1
<b>Total</b>			<b>896</b>	▲	<b>16.8%</b>	<b>+129</b>
<b>Civil Commitments</b>	Temporary Detention Order	TD	40	▲	+11.1%	+4
	Emergency Custody Order	EC	6	▼	-45.5%	-5
	<b>Total</b>			<b>46</b>	▼	<b>-2.1%</b>
<b>GRAND TOTAL</b>			<b>10,084</b>	▲	0.7%	+68

Filings by Major Case Category\*\*

Category	Summary	Change	% Change	Absolute Change
Felony	167	▲	+27.5%	+36
Garnishment	212	▲	+25.4%	+43
General Civil	357	▲	-1.4%	-5
Infraction/Civil Violation	7,295	▼	-3.8%	-290
Landlord /Tenant	140	▲	+159.3%	+86
Misdemeanor	1,550	▼	+13.4%	+183
Other	319	▼	+1.9%	+6

\* Compared to same time period as previous year

\*\* Case Type Categories are defined in the 2017 Virginia Judicial Workload Assessment

**CPSS - GCMS 10.01 CASELOAD STATISTICS OF THE GENERAL DISTRICT COURTS**  
 January 2022 thru December 2022 Filings (Compared to January 2021 thru December 2021)

Protective Orders	44	▲	+25.7%	+9
<b>GRAND TOTAL</b>	<b>10,084</b>	▲	0.7%	+68

\* Compared to same time period as previous year

\*\* Case Type Categories are defined in the 2017 Virginia Judicial Workload Assessment  
 Source: SCV-SQL-Information

**CPSS - GCMS 10.01 CASELOAD STATISTICS OF THE GENERAL DISTRICT COURTS**  
 January 2022 thru December 2022 Filings (Compared to January 2021 thru December 2021)

2022 Overall GRAND TOTAL		Distribution of Caseload			Change*		Percentage (%) of Caseload		
<b>2,751</b>	-314	<b>Criminal</b>	510	19%	4.5% ▲	+22	<b>Criminal</b>	2021	2022
		<b>Traffic</b>	1,655	60%	-18.8% ▼	-384	<b>Traffic</b>	66.5%	60.2%
2022		<b>Civil</b>	492	18%	8.4% ▲	+38	<b>Civil</b>	14.8%	17.9%
2021		<b>Civil Commitments</b>	94	3%	11.9% ▲	+10	<b>Civil Commitments</b>	2.7%	3.4%
		<b>GRAND TOTAL</b>	<b>2,751</b>	100%	-10.2% ▼	-314	<b>GRAND TOTAL</b>	100%	100%

**Filings by Division & Code**

Division	Case Type Description	Code	Summary	Change	% Change	Absolute Change
<b>Criminal</b>	Misdemeanor	M	410	▲	+16.5%	+58
	Felony	F	59	▼	-18.1%	-13
	Capias	CA	23	▼	-4.2%	-1
	Civil Violation	CV	9	▼	-62.5%	-15
	Show Cause	SC	9	▼	-35.7%	-5
	Motion	MO	0	▼	-100.0%	-2
	<b>Total</b>			<b>510</b>	<b>▲</b>	<b>4.5%</b>
<b>Traffic</b>	Infraction	I	1,386	▼	-19.1%	-328
	Misdemeanor	M	251	▼	-16.6%	-50
	Capias	CA	7	▼	-12.5%	-1
	Felony	F	5	▼	-16.7%	-1
	Show Cause	SC	3	▼	-62.5%	-5
	Civil Violation	CV	2	▲	-	+2
	Restricted Operators License	RL	1	▲	-	+1
	Motion	MO	0	▼	-100.0%	-2
<b>Total</b>			<b>1,655</b>	<b>▼</b>	<b>-18.8%</b>	<b>-384</b>
<b>Civil</b>	Warrant in Debt	WD	220	▲	+6.3%	+13
	Garnishment	GA	129	▲	+22.9%	+24
	Unlawful Detainer	UD	54	▲	+45.9%	+17
	Admin License	AL	26	▲	+4.0%	+1
	Other	OT	24	▲	-35.1%	-13
	Preliminary Protective Order	PP	12	▼	-14.3%	-2
	Detinue	DT	8	▼	-11.1%	-1
	Impoundment	IM	5	▲	+400.0%	+4
	Abstract	AJ	3	▲	+50.0%	+1
	Interrogatory	IN	3	▼	-72.7%	-8
	Show Cause	SC	3	▼	-25.0%	-1
	Capias	CA	1	↔	-	-
	Counter Claim	CC	1	▲	-	+1
	Motion for Judgment	MJ	1	▲	-	+1
	Protective Order	PO	1	↔	-	-
	Tenants Assertion	TA	1	▲	-	+1
<b>Total</b>			<b>492</b>	<b>▲</b>	<b>8.4%</b>	<b>+38</b>
<b>Civil Commitments</b>	Mental Commitment	MC	59	▲	+7.3%	+4
	Temporary Detention Order	TD	16	▲	+14.3%	+2
	Emergency Custody Order	EC	11	↔	-	-
	Other	OT	8	▲	+100.0%	+4
<b>Total</b>			<b>94</b>	<b>▲</b>	<b>11.9%</b>	<b>+10</b>
<b>GRAND TOTAL</b>			<b>2,751</b>	<b>▼</b>	<b>-10.2%</b>	<b>-314</b>

**Filings by Major Case Category\*\***

Category	Summary	Change	% Change	Absolute Change
Felony	64	▼	-17.9%	-14
Garnishment	132	▼	+13.8%	+16
General Civil	232	▲	+6.4%	+14
Infraction/Civil Violation	1,397	▲	-19.6%	-341
Involuntary Civil Commitments	8	▲	+100.0%	+4
Landlord /Tenant	55	▲	+48.6%	+18

\* Compared to same time period as previous year

\*\* Case Type Categories are defined in the 2017 Virginia Judicial Workload Assessment



**CPSS - GCMS 10.01 CASELOAD STATISTICS OF THE GENERAL DISTRICT COURTS**

January 2022 thru December 2022 Filings (Compared to January 2021 thru December 2021)



**Lancaster**

District: 15 FIPS: 103

Misdemeanor	662	▲	+1.4%	+9
Other	188	▲	-8.7%	-18
Protective Orders	13	▼	-13.3%	-2
<b>GRAND TOTAL</b>	<b>2,751</b>	▼	-10.2%	-314

\* Compared to same time period as previous year

\*\* Case Type Categories are defined in the 2017 Virginia Judicial Workload Assessment  
Source: SCV-SQL-Information

2022 Overall GRAND TOTAL		Distribution of Caseload			Change*		Percentage (%) of Caseload			
2022 	2,056	+154	Criminal	449	22%	-4.1% ▼	-19	Criminal	2021	2022
			Traffic	1,235	60%	18.4% ▲	+192	Traffic	54.8%	60.1%
2021 			Civil	359	17%	-3.2% ▲	-12	Civil	19.5%	17.5%
			Civil Commitments	13	1%	-35.0% ▼	-7	Civil Commitments	1.1%	0.6%
			<b>GRAND TOTAL</b>	<b>2,056</b>	<b>100%</b>	<b>8.1% ▲</b>	<b>+154</b>	<b>GRAND TOTAL</b>	<b>100%</b>	<b>100%</b>

Filings by Division & Code

Division	Case Type Description	Code	Summary	Change	% Change	Absolute Change
<b>Criminal</b>	Misdemeanor	M	292	▲	+8.1%	+22
	Felony	F	119	▼	-26.1%	-42
	Civil Violation	CV	16	▲	+77.8%	+7
	Capias	CA	12	▼	-7.7%	-1
	Show Cause	SC	9	▼	-40.0%	-6
	Motion	MO	1	▲	-	+1
	<b>Total</b>			<b>449</b>	<b>▼</b>	<b>-4.1%</b>
<b>Traffic</b>	Infraction	I	959	▲	+19.6%	+157
	Misdemeanor	M	261	▲	+18.1%	+40
	Felony	F	8	▼	-20.0%	-2
	Capias	CA	3	▼	-50.0%	-3
	Show Cause	SC	3	↔	-	-
	Restricted Operators License	RL	1	▲	-	+1
	Civil Violation	CV	0	▼	-100.0%	-1
<b>Total</b>			<b>1,235</b>	<b>▲</b>	<b>18.4%</b>	<b>+192</b>
<b>Civil</b>	Warrant in Debt	WD	154	▲	+0.7%	+1
	Garnishment	GA	73	▲	+23.7%	+14
	Unlawful Detainer	UD	35	▲	+16.7%	+5
	Other	OT	34	▲	-30.6%	-15
	Admin License	AL	19	▲	+26.7%	+4
	Impoundment	IM	17	▲	+142.9%	+10
	Bond Forfeiture	BF	9	▼	-25.0%	-3
	Protective Order	PO	7	▼	-75.0%	-21
	Preliminary Protective Order	PP	6	▼	-33.3%	-3
	Detinue	DT	3	▲	+200.0%	+2
	Interrogatory	IN	2	▼	-33.3%	-1
	Abstract	AJ	0	▼	-100.0%	-3
	Show Cause	SC	0	▼	-100.0%	-2
<b>Total</b>			<b>359</b>	<b>▼</b>	<b>-3.2%</b>	<b>-12</b>
<b>Civil Commitments</b>	Temporary Detention Order	TD	12	▼	-25.0%	-4
	Emergency Custody Order	EC	1	▼	-75.0%	-3
<b>Total</b>			<b>13</b>	<b>▼</b>	<b>-35.0%</b>	<b>-7</b>
<b>GRAND TOTAL</b>			<b>2,056</b>	<b>▲</b>	<b>8.1%</b>	<b>+154</b>

Filings by Major Case Category\*\*

Category	Summary	Change	% Change	Absolute Change
Felony	127	▼	-25.7%	-44
Garnishment	75	▼	+21.0%	+13
General Civil	166	▲	+5.7%	+9
Infraction/Civil Violation	975	▼	+20.1%	+163
Landlord /Tenant	35	▲	+16.7%	+5
Misdemeanor	554	▲	+12.8%	+63
Other	111	▲	-21.8%	-31
Protective Orders	13	▼	-64.9%	-24
<b>GRAND TOTAL</b>	<b>2,056</b>	<b>▲</b>	<b>8.1%</b>	<b>+154</b>

\* Compared to same time period as previous year

\*\* Case Type Categories are defined in the 2017 Virginia Judicial Workload Assessment

2022 Overall GRAND TOTAL		Distribution of Caseload			Change*		Percentage (%) of Caseload		
<b>3,979</b>	-556	<b>Criminal</b>	334	8%	12.1% ▲	+36	<b>Criminal</b>	2021 6.6%	2022 8.4%
		<b>Traffic</b>	2,581	65%	-18.7% ▼	-595	<b>Traffic</b>	70.0%	64.9%
2022		<b>Civil</b>	1,060	27%	0.4% ▲	+4	<b>Civil</b>	23.3%	26.6%
2021		<b>Civil Commitments</b>	4	0%	-20.0% ▼	-1	<b>Civil Commitments</b>	0.1%	0.1%
		<b>GRAND TOTAL</b>	<b>3,979</b>	100%	-12.3% ▼	-556	<b>GRAND TOTAL</b>	100%	100%

Filings by Division & Code

Division	Case Type Description	Code	Summary	Change	% Change	Absolute Change
<b>Criminal</b>	Misdemeanor	M	193	▼	-7.2%	-15
	Felony	F	86	▲	+75.5%	+37
	Capias	CA	26	▲	+136.4%	+15
	Show Cause	SC	15	↔		-
	Civil Violation	CV	14	▼	-6.7%	-1
	<b>Total</b>			<b>334</b>	<b>▲</b>	<b>12.1%</b>
<b>Traffic</b>	Infraction	I	2,288	▼	-20.0%	-573
	Misdemeanor	M	281	▼	-5.4%	-16
	Show Cause	SC	5	▲	-	+5
	Capias	CA	4	▲	-	+4
	Civil Violation	CV	2	▼	-75.0%	-6
	Felony	F	1	▼	-90.0%	-9
	<b>Total</b>			<b>2,581</b>	<b>▼</b>	<b>-18.7%</b>
<b>Civil</b>	Warrant in Debt	WD	892	▼	-4.6%	-43
	Garnishment	GA	67	▲	+9.8%	+6
	Other	OT	23	▲	+91.7%	+11
	Admin License	AL	22	▲	+4.8%	+1
	Unlawful Detainer	UD	22	▲	+83.3%	+10
	Interrogatory	IN	8	▲	-	+8
	Preliminary Protective Order	PP	8	▲	+700.0%	+7
	Protective Order	PO	8	▲	+60.0%	+3
	Show Cause	SC	4	▲	+300.0%	+3
	Detinue	DT	2	▼	-50.0%	-2
	Capias	CA	1	▲	-	+1
	Counter Claim	CC	1	▲	-	+1
	Impoundment	IM	1	▲	-	+1
	Motion for Judgment	MJ	1	▼	-50.0%	-1
	Tenants Assertion	TA	0	▼	-100.0%	-2
<b>Total</b>			<b>1,060</b>	<b>▲</b>	<b>0.4%</b>	<b>+4</b>
<b>Civil Commitments</b>	Temporary Detention Order	TD	3	↔		-
	Emergency Custody Order	EC	1	↔		-
	Mental Commitment	MC	0	▼	-100.0%	-1
	<b>Total</b>			<b>4</b>	<b>▼</b>	<b>-20.0%</b>
<b>GRAND TOTAL</b>			<b>3,979</b>	<b>▼</b>	<b>-12.3%</b>	<b>-556</b>



Filings by Major Case Category\*\*

Category	Summary	Change	% Change	Absolute Change
Felony	87	▼	+47.5%	+28
Garnishment	75	▲	+23.0%	+14
General Civil	898	▲	-4.6%	-43
Infraction/Civil Violation	2,304	▼	-20.1%	-580
Landlord /Tenant	22	▼	+57.1%	+8
Misdemeanor	474	▼	-6.1%	-31
Other	103	▲	+58.5%	+38
Protective Orders	16	▲	+166.7%	+10
<b>GRAND TOTAL</b>	<b>3,979</b>	<b>▼</b>	<b>-12.3%</b>	<b>-556</b>

\* Compared to same time period as previous year

\*\* Case Type Categories are defined in the 2017 Virginia Judicial Workload Assessment



2022 Overall GRAND TOTAL		Distribution of Caseload			Change*		Percentage (%) of Caseload		
<b>18,136</b>	+1,594	<b>Criminal</b>	3,460	19%	2.4% ▲	+80	<b>Criminal</b>	20.4%	19.1%
		<b>Traffic</b>	7,174	40%	24.9% ▲	+1,431	<b>Traffic</b>	34.7%	39.6%
2022 		<b>Civil</b>	7,036	39%	1.9% ▲	+132	<b>Civil</b>	41.7%	38.8%
2021 		<b>Civil Commitments</b>	466	3%	-9.5% ▼	-49	<b>Civil Commitments</b>	3.1%	2.6%
		<b>GRAND TOTAL</b>	<b>18,136</b>	100%	9.6% ▲	+1,594	<b>GRAND TOTAL</b>	100%	100%

Filings by Division & Code

Division	Case Type Description	Code	Summary	Change	% Change	Absolute Change
<b>Criminal</b>	Misdemeanor	M	1,941	▼	-0.9%	-18
	Felony	F	1,007	▲	+7.1%	+67
	Capias	CA	326	▲	+7.9%	+24
	Show Cause	SC	104	▲	+112.2%	+55
	Civil Violation	CV	82	▼	-36.9%	-48
	<b>Total</b>			<b>3,460</b>	<b>▲</b>	<b>2.4%</b>
<b>Traffic</b>	Infraction	I	5,157	▲	+31.1%	+1,224
	Misdemeanor	M	1,922	▲	+10.7%	+186
	Capias	CA	50	▲	+117.4%	+27
	Felony	F	31	▼	-29.5%	-13
	Show Cause	SC	13	▲	+160.0%	+8
	Civil Violation	CV	1	▼	-50.0%	-1
	<b>Total</b>			<b>7,174</b>	<b>▲</b>	<b>24.9%</b>
<b>Civil</b>	Warrant in Debt	WD	3,265	▼	-17.9%	-714
	Garnishment	GA	1,932	▲	+9.7%	+171
	Unlawful Detainer	UD	859	▲	+158.0%	+526
	Admin License	AL	177	▲	+18.8%	+28
	Other	OT	149	▼	-10.2%	-17
	Preliminary Protective Order	PP	142	▲	+8.4%	+11
	Show Cause	SC	121	▲	+33.0%	+30
	Detinue	DT	103	▲	+758.3%	+91
	Abstract	AJ	73	▲	+10.6%	+7
	Interrogatory	IN	71	▲	+1.4%	+1
	Impoundment	IM	42	▲	+16.7%	+6
	Protective Order	PO	36	↔		-
	Motion for Judgment	MJ	34	▼	-34.6%	-18
	Tenants Assertion	TA	13	▲	+550.0%	+11
	Capias	CA	6	▲	+20.0%	+1
	Counter Claim	CC	6	▲	+50.0%	+2
	Overweight	OC	5	▼	-28.6%	-2
	Bond Forfeiture	BF	1	▲	-	+1
	Cross Claim	CR	1	↔		-
	Petition-Restore Arms	PR	0	▼	-100.0%	-2
Third Party Claim	TH	0	▼	-100.0%	-1	
<b>Total</b>			<b>7,036</b>	<b>▲</b>	<b>1.9%</b>	<b>+132</b>
<b>Civil Commitments</b>	Temporary Detention Order	TD	255	▲	+4.5%	+11
	Emergency Custody Order	EC	118	▲	+26.9%	+25
	Mental Commitment	MC	80	▼	-45.2%	-66
	Other	OT	13	▼	-59.4%	-19
	<b>Total</b>			<b>466</b>	<b>▼</b>	<b>-9.5%</b>
<b>GRAND TOTAL</b>			<b>18,136</b>	<b>▲</b>	<b>9.6%</b>	<b>+1,594</b>

Filings by Major Case Category\*\*

Category	Summary	Change	% Change	Absolute Change
Felony	1,038	▼	+5.5%	+54
Garnishment	2,003	▲	+9.4%	+172
General Civil	3,404	▲	-16.0%	-648
Infraction/Civil Violation	5,245	▼	+28.8%	+1,173

\* Compared to same time period as previous year

\*\* Case Type Categories are defined in the 2017 Virginia Judicial Workload Assessment

**CPSS - GCMS 10.01 CASELOAD STATISTICS OF THE GENERAL DISTRICT COURTS**  
 January 2022 thru December 2022 Filings (Compared to January 2021 thru December 2021)



Involuntary Civil Commitments	13	▼	-59.4%	-19
Landlord /Tenant	872	▲	+160.3%	+537
Misdemeanor	3,863	▲	+4.5%	+168
Other	1,520	▲	+10.6%	+146
Protective Orders	178	▲	+6.6%	+11
<b>GRAND TOTAL</b>	<b>18,136</b>	▲	9.6%	+1,594

\* Compared to same time period as previous year

\*\* Case Type Categories are defined in the 2017 Virginia Judicial Workload Assessment  
 Source: SCV-SQL-Information

**CPSS - GCMS 10.01 CASELOAD STATISTICS OF THE GENERAL DISTRICT COURTS**

January 2022 thru December 2022 Filings (Compared to January 2021 thru December 2021)

2022 Overall GRAND TOTAL		Distribution of Caseload			Change*		Percentage (%) of Caseload		
<b>22,221</b>	-807	<b>Criminal</b>	5,022	23%	4.7% ▲	+227	<b>Criminal</b>	20.8%	22.6%
		<b>Traffic</b>	10,955	49%	-10.5% ▼	-1,285	<b>Traffic</b>	53.2%	49.3%
2022 		<b>Civil</b>	6,087	27%	6.5% ▲	+371	<b>Civil</b>	24.8%	27.4%
2021 		<b>Civil Commitments</b>	157	1%	-43.3% ▼	-120	<b>Civil Commitments</b>	1.2%	0.7%
		<b>GRAND TOTAL</b>	<b>22,221</b>	100%	-3.5% ▼	-807	<b>GRAND TOTAL</b>	100%	100%

**Filings by Division & Code**

Division	Case Type Description	Code	Summary	Change	% Change	Absolute Change
<b>Criminal</b>	Misdemeanor	M	2,657	▲	+4.6%	+118
	Felony	F	1,511	▲	+8.2%	+115
	Capias	CA	555	▲	+9.7%	+49
	Show Cause	SC	210	▲	+19.3%	+34
	Civil Violation	CV	89	▼	-50.0%	-89
	<b>Total</b>			<b>5,022</b>	<b>▲</b>	<b>4.7%</b>
<b>Traffic</b>	Infraction	I	8,052	▼	-11.3%	-1,024
	Misdemeanor	M	2,700	▼	-10.4%	-313
	Capias	CA	86	▲	+59.3%	+32
	Felony	F	72	▲	+33.3%	+18
	Civil Violation	CV	32	▲	+39.1%	+9
	Show Cause	SC	13	▼	-35.0%	-7
	<b>Total</b>			<b>10,955</b>	<b>▼</b>	<b>-10.5%</b>
<b>Civil</b>	Warrant in Debt	WD	2,265	▼	-12.3%	-317
	Garnishment	GA	1,816	▲	+4.5%	+79
	Unlawful Detainer	UD	778	▲	+126.8%	+435
	Admin License	AL	351	▲	+0.3%	+1
	Other	OT	217	▼	+10.7%	+21
	Show Cause	SC	161	▼	-0.6%	-1
	Preliminary Protective Order	PP	140	▲	+38.6%	+39
	Abstract	AJ	119	▲	+17.8%	+18
	Interrogatory	IN	89	▲	+43.5%	+27
	Bond Forfeiture	BF	63	▲	+384.6%	+50
	Protective Order	PO	32	▲	+14.3%	+4
	Motion for Judgment	MJ	23	▲	+228.6%	+16
	Counter Claim	CC	12	▲	-	+12
	Detinue	DT	11	▲	+10.0%	+1
	Capias	CA	3	▼	-25.0%	-1
	Impoundment	IM	2	▲	-	+2
	Overweight	OC	1	▼	-75.0%	-3
	Petition-Restore Arms	PR	1	▼	-66.7%	-2
	Restricted Operators License	RL	1	▲	-	+1
	Tenants Assertion	TA	1	▼	-88.9%	-8
	Zoning Violation	ZO	1	▼	-66.7%	-2
	Mechanic's Lien	ML	0	▼	-100.0%	-1
<b>Total</b>			<b>6,087</b>	<b>▲</b>	<b>6.5%</b>	<b>+371</b>
<b>Civil Commitments</b>	Emergency Custody Order	EC	90	▲	+12.5%	+10
	Temporary Detention Order	TD	63	▼	-67.7%	-132
	Mental Commitment	MC	3	▲	-	+3
	Medical Emergency Custody Order	ME	1	▼	-50.0%	-1
	<b>Total</b>			<b>157</b>	<b>▼</b>	<b>-43.3%</b>
<b>GRAND TOTAL</b>			<b>22,221</b>	<b>▼</b>	<b>-3.5%</b>	<b>-807</b>

**Filings by Major Case Category\*\***

Category	Summary	Change	% Change	Absolute Change
Felony	1,583	▲	+9.2%	+133
Garnishment	1,905	▲	+5.9%	+106
General Civil	2,302	▲	-11.7%	-304

\* Compared to same time period as previous year

\*\* Case Type Categories are defined in the 2017 Virginia Judicial Workload Assessment

**CPSS - GCMS 10.01 CASELOAD STATISTICS OF THE GENERAL DISTRICT COURTS**

**Stafford**

January 2022 thru December 2022 Filings (Compared to January 2021 thru December 2021)



District: 15 FIPS: 179

Infraction/Civil Violation	8,174	▼	-11.9%	-1,107
Landlord /Tenant	779	▲	+121.3%	+427
Misdemeanor	5,359	▲	-3.5%	-196
Other	1,947	▲	+4.9%	+91
Protective Orders	172	▲	+33.3%	+43
<b>GRAND TOTAL</b>	<b>22,221</b>	▼	-3.5%	-807

\* Compared to same time period as previous year

\*\* Case Type Categories are defined in the 2017 Virginia Judicial Workload Assessment  
Source: SCV-SQL-Information



2022 Overall GRAND TOTAL		Distribution of Caseload			Change*		Percentage (%) of Caseload		
<b>6,668</b>	-24	<b>Criminal</b>	577	9%	0.3% ▲	+2	<b>Criminal</b>	2021 8.6%	2022 8.7%
		<b>Traffic</b>	5,254	79%	-0.7% ▼	-39	<b>Traffic</b>	79.1%	78.8%
2022 		<b>Civil</b>	789	12%	2.7% ▲	+21	<b>Civil</b>	11.5%	11.8%
2021 		<b>Civil Commitments</b>	48	1%	-14.3% ▼	-8	<b>Civil Commitments</b>	0.8%	0.7%
		<b>GRAND TOTAL</b>	<b>6,668</b>	100%	-0.4% ▼	-24	<b>GRAND TOTAL</b>	100%	100%

Filings by Division & Code

Division	Case Type Description	Code	Summary	Change	% Change	Absolute Change
<b>Criminal</b>	Misdemeanor	M	394	▲	+16.9%	+57
	Felony	F	120	▼	-17.2%	-25
	Civil Violation	CV	31	▼	-27.9%	-12
	Capias	CA	25	▼	-30.6%	-11
	Show Cause	SC	7	▼	-50.0%	-7
	<b>Total</b>			<b>577</b>	<b>▲</b>	<b>0.3%</b>
<b>Traffic</b>	Infraction	I	4,521	▲	+0.1%	+6
	Misdemeanor	M	669	▼	-2.0%	-14
	Capias	CA	31	▲	+6.9%	+2
	Show Cause	SC	12	▼	-60.0%	-18
	Felony	F	11	▼	-50.0%	-11
	Civil Violation	CV	10	▼	-28.6%	-4
	<b>Total</b>			<b>5,254</b>	<b>▼</b>	<b>-0.7%</b>
<b>Civil</b>	Warrant in Debt	WD	277	▼	-14.2%	-46
	Garnishment	GA	163	▲	+3.8%	+6
	Impoundment	IM	87	▲	+55.4%	+31
	Unlawful Detainer	UD	86	▲	+32.3%	+21
	Admin License	AL	66	▼	-9.6%	-7
	Other	OT	54	▲	-3.6%	-2
	Protective Order	PO	28	▲	+40.0%	+8
	Detinue	DT	8	▲	+100.0%	+4
	Interrogatory	IN	7	▲	+75.0%	+3
	Show Cause	SC	5	▲	-	+5
	Motion for Judgment	MJ	3	↔	-	-
	Preliminary Protective Order	PP	3	↔	-	-
	Abstract	AJ	2	▼	-50.0%	-2
	<b>Total</b>			<b>789</b>	<b>▲</b>	<b>2.7%</b>
<b>Civil Commitments</b>	Temporary Detention Order	TD	43	▼	-21.8%	-12
	Emergency Custody Order	EC	5	▲	+400.0%	+4
<b>Total</b>			<b>48</b>	<b>▼</b>	<b>-14.3%</b>	<b>-8</b>
<b>GRAND TOTAL</b>			<b>6,668</b>	<b>▼</b>	<b>-0.4%</b>	<b>-24</b>

Filings by Major Case Category\*\*



Category	Summary	Change	% Change	Absolute Change
Felony	131	▼	-21.6%	-36
Garnishment	170	▲	+5.6%	+9
General Civil	299	▲	-11.8%	-40
Infraction/Civil Violation	4,562	▼	-0.2%	-10
Landlord /Tenant	86	▲	+32.3%	+21
Misdemeanor	1,063	▲	+4.2%	+43
Other	326	▲	-5.5%	-19
Protective Orders	31	▲	+34.8%	+8
<b>GRAND TOTAL</b>	<b>6,668</b>	<b>▼</b>	<b>-0.4%</b>	<b>-24</b>

\* Compared to same time period as previous year

\*\* Case Type Categories are defined in the 2017 Virginia Judicial Workload Assessment

**CPSS - GCMS 10.01 CASELOAD STATISTICS OF THE GENERAL DISTRICT COURTS**

January 2022 thru December 2022 Filings (Compared to January 2021 thru December 2021)

2022 Overall GRAND TOTAL		Distribution of Caseload			Change*		Percentage (%) of Caseload		
<b>18,239</b>	+3,659	<b>Criminal</b>	2,692	15%	13.6% ▲	+323	<b>Criminal</b>	2021	2022
		<b>Traffic</b>	10,224	56%	34.8% ▲	+2,641	<b>Traffic</b>	16.2%	14.8%
		<b>Civil</b>	5,071	28%	17.9% ▲	+769	<b>Civil</b>	52.0%	56.1%
		<b>Civil Commitments</b>	252	1%	-22.7% ▼	-74	<b>Civil Commitments</b>	29.5%	27.8%
		<b>GRAND TOTAL</b>	<b>18,239</b>	100%	25.1% ▲	+3,659	<b>GRAND TOTAL</b>	2.2%	1.4%
							<b>GRAND TOTAL</b>	100%	100%

**Filings by Division & Code**

Division	Case Type Description	Code	Summary	Change	% Change	Absolute Change
<b>Criminal</b>	Misdemeanor	M	1,547	▲	+17.5%	+230
	Felony	F	560	▲	+7.9%	+41
	Capias	CA	276	▲	+26.6%	+58
	Show Cause	SC	235	▼	-2.9%	-7
	Civil Violation	CV	74	▲	+1.4%	+1
	<b>Total</b>			<b>2,692</b>	<b>▲</b>	<b>13.6%</b>
<b>Traffic</b>	Infraction	I	8,437	▲	+35.6%	+2,217
	Misdemeanor	M	1,630	▲	+31.2%	+388
	Capias	CA	70	▲	+75.0%	+30
	Show Cause	SC	62	▲	+14.8%	+8
	Felony	F	23	▼	-11.5%	-3
	Civil Violation	CV	2	▲	+100.0%	+1
<b>Total</b>			<b>10,224</b>	<b>▲</b>	<b>34.8%</b>	<b>+2,641</b>
<b>Civil</b>	Warrant in Debt	WD	1,574	▼	-9.9%	-172
	Garnishment	GA	1,399	▲	+7.5%	+97
	Unlawful Detainer	UD	902	▲	+237.8%	+635
	Detinue	DT	262	▲	+49.7%	+87
	Other	OT	253	▲	+7.2%	+17
	Preliminary Protective Order	PP	131	▲	+22.4%	+24
	Interrogatory	IN	118	▲	+26.9%	+25
	Protective Order	PO	115	▲	+36.9%	+31
	Admin License	AL	102	▲	+22.9%	+19
	Abstract	AJ	54	▼	-19.4%	-13
	Show Cause	SC	54	▲	+20.0%	+9
	Impoundment	IM	28	▼	-9.7%	-3
	Motion for Judgment	MJ	26	▲	+44.4%	+8
	Bond Forfeiture	BF	13	▲	+1,200.0%	+12
	Counter Claim	CC	12	▼	-20.0%	-3
	Zoning Violation	ZO	12	▲	+9.1%	+1
	Tenants Assertion	TA	9	▲	+28.6%	+2
	Petition-Restore Arms	PR	5	▲	+400.0%	+4
	Capias	CA	2	▼	-80.0%	-8
	Overweight	OC	0	▼	-100.0%	-2
Third Party Claim	TH	0	▼	-100.0%	-1	
<b>Total</b>			<b>5,071</b>	<b>▲</b>	<b>17.9%</b>	<b>+769</b>
<b>Civil Commitments</b>	Temporary Detention Order	TD	166	▼	-27.8%	-64
	Emergency Custody Order	EC	85	▼	-10.5%	-10
	Mental Commitment	MC	1	▲	-	+1
	Medical Emergency Temporary Detention Order	MT	0	▼	-100.0%	-1
	<b>Total</b>			<b>252</b>	<b>▼</b>	<b>-22.7%</b>
<b>GRAND TOTAL</b>			<b>18,239</b>	<b>▲</b>	<b>25.1%</b>	<b>+3,659</b>

**Filings by Major Case Category\*\***

Category	Summary	Change	% Change	Absolute Change
Felony	583	▼	+7.0%	+38
Garnishment	1,517	▲	+8.7%	+122
General Civil	1,938	▲	-2.3%	-45
Infraction/Civil Violation	8,513	▲	+35.2%	+2,217

\* Compared to same time period as previous year

\*\* Case Type Categories are defined in the 2017 Virginia Judicial Workload Assessment



**CPSS - GCMS 10.01 CASELOAD STATISTICS OF THE GENERAL DISTRICT COURTS**

January 2022 thru December 2022 Filings (Compared to January 2021 thru December 2021)

Landlord /Tenant	911	▲	+232.5%	+637
Misdemeanor	3,189	▲	+24.1%	+619
Other	1,342	▲	+1.2%	+16
Protective Orders	246	▲	+28.8%	+55
<b>GRAND TOTAL</b>	<b>18,239</b>	▲	25.1%	+3,659

\* Compared to same time period as previous year

\*\* Case Type Categories are defined in the 2017 Virginia Judicial Workload Assessment  
Source: SCV-SQL-Information

2022 Overall GRAND TOTAL		Distribution of Caseload			Change*		Percentage (%) of Caseload		
<b>8,384</b>	+2,034	<b>Criminal</b>	1,576	19%	6.0% ▲	+89	<b>Criminal</b>	2021	2022
		<b>Traffic</b>	3,658	44%	68.8% ▲	+1,491	<b>Traffic</b>	23.4%	18.8%
		<b>Civil</b>	2,195	26%	23.5% ▲	+417	<b>Civil</b>	34.1%	43.6%
		<b>Civil Commitments</b>	955	11%	4.0% ▲	+37	<b>Civil Commitments</b>	28.0%	26.2%
		<b>GRAND TOTAL</b>	<b>8,384</b>	100%	32.0% ▲	+2,034	<b>GRAND TOTAL</b>	100%	100%

Filings by Division & Code

Division	Case Type Description	Code	Summary	Change	% Change	Absolute Change
<b>Criminal</b>	Misdemeanor	M	864	▲	+16.0%	+119
	Felony	F	357	▼	-4.3%	-16
	Capias	CA	195	▲	+1.0%	+2
	Show Cause	SC	138	▼	-15.3%	-25
	Civil Violation	CV	22	▲	+69.2%	+9
	<b>Total</b>			<b>1,576</b>	<b>▲</b>	<b>6.0%</b>
<b>Traffic</b>	Infraction	I	3,047	▲	+82.2%	+1,375
	Misdemeanor	M	546	▲	+37.2%	+148
	Capias	CA	34	▼	-12.8%	-5
	Show Cause	SC	28	▼	-48.1%	-26
	Felony	F	3	↔		-
	Civil Violation	CV	0	▼	-100.0%	-1
<b>Total</b>			<b>3,658</b>	<b>▲</b>	<b>68.8%</b>	<b>+1,491</b>
<b>Civil</b>	Warrant in Debt	WD	731	▲	+3.7%	+26
	Garnishment	GA	539	▲	+39.3%	+152
	Unlawful Detainer	UD	293	▲	+159.3%	+180
	Other	OT	285	▲	+9.6%	+25
	Preliminary Protective Order	PP	105	▲	+36.4%	+28
	Protective Order	PO	94	▲	+25.3%	+19
	Admin License	AL	44	▲	+18.9%	+7
	Interrogatory	IN	26	▲	+8.3%	+2
	Motion for Judgment	MJ	22	▲	+29.4%	+5
	Show Cause	SC	20	▼	-20.0%	-5
	Detinue	DT	9	▼	-40.0%	-6
	Abstract	AJ	7	▼	-46.2%	-6
	Tenants Assertion	TA	7	▲	+40.0%	+2
	Counter Claim	CC	4	▼	-33.3%	-2
	Bond Forfeiture	BF	3	▲	+50.0%	+1
	Capias	CA	3	▼	-57.1%	-4
	Impoundment	IM	3	▼	-66.7%	-6
Third Party Claim	TH	0	▼	-100.0%	-1	
<b>Total</b>			<b>2,195</b>	<b>▲</b>	<b>23.5%</b>	<b>+417</b>
<b>Civil Commitments</b>	Mental Commitment	MC	310	▼	-3.1%	-10
	Temporary Detention Order	TD	302	▲	+19.8%	+50
	Emergency Custody Order	EC	240	▲	+4.3%	+10
	Other	OT	95	↔		-
	Medical Emergency Temporary Detention Order	MT	6	▼	-70.0%	-14
	Medical Emergency Custody Order	ME	2	▲	+100.0%	+1
<b>Total</b>			<b>955</b>	<b>▲</b>	<b>4.0%</b>	<b>+37</b>
<b>GRAND TOTAL</b>			<b>8,384</b>	<b>▲</b>	<b>32.0%</b>	<b>+2,034</b>

Filings by Major Case Category\*\*

Category	Summary	Change	% Change	Absolute Change
Felony	360	▼	-4.3%	-16
Garnishment	565	▲	+37.5%	+154
General Civil	830	▼	+3.0%	+24
Infraction/Civil Violation	3,069	▲	+82.0%	+1,383
Involuntary Civil Commitments	95	↔		0

\* Compared to same time period as previous year

\*\* Case Type Categories are defined in the 2017 Virginia Judicial Workload Assessment

**CPSS - GCMS 10.01 CASELOAD STATISTICS OF THE GENERAL DISTRICT COURTS**  
 January 2022 thru December 2022 Filings (Compared to January 2021 thru December 2021)



Landlord /Tenant	300	▲	+154.2%	+182
Misdemeanor	1,410	▲	+23.4%	+267
Other	1,556	▼	-0.4%	-7
Protective Orders	199	▲	+30.9%	+47
<b>GRAND TOTAL</b>	<b>8,384</b>	▲	32.0%	+2,034

\* Compared to same time period as previous year

\*\* Case Type Categories are defined in the 2017 Virginia Judicial Workload Assessment  
 Source: SCV-SQL-Information

**CPSS - GCMS 10.01 CASELOAD STATISTICS OF THE GENERAL DISTRICT COURTS**

January 2022 thru December 2022 Filings (Compared to January 2021 thru December 2021)

2022 Overall GRAND TOTAL		Distribution of Caseload			Change*		Percentage (%) of Caseload		
<b>10,767</b>	+1,142	<b>Criminal</b>	1,734	16%	23.9% ▲	+334	<b>Criminal</b>	2021	2022
		<b>Traffic</b>	6,753	63%	12.6% ▲	+753	<b>Traffic</b>	14.5%	16.1%
		<b>Civil</b>	2,184	20%	3.7% ▲	+77	<b>Civil</b>	62.3%	62.7%
		<b>Civil Commitments</b>	96	1%	-18.6% ▼	-22	<b>Civil Commitments</b>	21.9%	20.3%
		<b>GRAND TOTAL</b>	<b>10,767</b>	100%	11.9% ▲	+1,142	<b>GRAND TOTAL</b>	1.2%	0.9%
							<b>GRAND TOTAL</b>	100%	100%

**Filings by Division & Code**

Division	Case Type Description	Code	Summary	Change	% Change	Absolute Change
<b>Criminal</b>	Misdemeanor	M	1,012	▲	+42.9%	+304
	Felony	F	460	▲	+11.4%	+47
	Show Cause	SC	119	▼	-5.6%	-7
	Capias	CA	107	▲	+2.9%	+3
	Civil Violation	CV	36	▼	-26.5%	-13
	<b>Total</b>			<b>1,734</b>	<b>▲</b>	<b>23.9%</b>
<b>Traffic</b>	Infraction	I	4,178	▲	+0.9%	+36
	Misdemeanor	M	2,051	▲	+40.8%	+594
	Show Cause	SC	246	▲	+31.6%	+59
	Capias	CA	171	▲	+18.8%	+27
	Felony	F	60	▲	+66.7%	+24
	Civil Violation	CV	41	▲	+41.4%	+12
	Restricted Operators License	RL	6	▲	+20.0%	+1
	<b>Total</b>			<b>6,753</b>	<b>▲</b>	<b>12.6%</b>
<b>Civil</b>	Warrant in Debt	WD	783	▼	-18.5%	-178
	Garnishment	GA	679	▲	+5.9%	+38
	Unlawful Detainer	UD	195	▲	+114.3%	+104
	Admin License	AL	107	▲	+44.6%	+33
	Detinue	DT	83	▲	+59.6%	+31
	Impoundment	IM	77	▲	+54.0%	+27
	Other	OT	74	▲	-1.3%	-1
	Interrogatory	IN	46	▲	+39.4%	+13
	Preliminary Protective Order	PP	33	▲	+50.0%	+11
	Abstract	AJ	27	▲	+107.7%	+14
	Show Cause	SC	27	▼	-35.7%	-15
	Protective Order	PO	25	▲	+13.6%	+3
	Bond Forfeiture	BF	16	▼	-5.9%	-1
	Motion for Judgment	MJ	6	▲	+50.0%	+2
	Overweight	OC	4	↔	-	-
	Petition-Restore Arms	PR	1	▲	-	+1
	Tenants Assertion	TA	1	▲	-	+1
	Capias	CA	0	▼	-100.0%	-4
	Counter Claim	CC	0	▼	-100.0%	-2
	<b>Total</b>			<b>2,184</b>	<b>▲</b>	<b>3.7%</b>
<b>Civil Commitments</b>	Temporary Detention Order	TD	74	▼	-17.8%	-16
	Emergency Custody Order	EC	20	▼	-28.6%	-8
	Medical Emergency Temporary Detention Order	MT	2	▲	-	+2
	<b>Total</b>			<b>96</b>	<b>▼</b>	<b>-18.6%</b>
<b>GRAND TOTAL</b>			<b>10,767</b>	<b>▲</b>	<b>11.9%</b>	<b>+1,142</b>

**Filings by Major Case Category\*\***

Category	Summary	Change	% Change	Absolute Change
Felony	520	▲	+15.8%	+71
Garnishment	725	▲	+7.6%	+51
General Civil	895	▲	-13.7%	-142
Infraction/Civil Violation	4,259	▲	+0.8%	+35
Landlord /Tenant	196	▲	+115.4%	+105
Misdemeanor	3,069	▲	+41.4%	+899

\* Compared to same time period as previous year

\*\* Case Type Categories are defined in the 2017 Virginia Judicial Workload Assessment



**CPSS - GCMS 10.01 CASELOAD STATISTICS OF THE GENERAL DISTRICT COURTS**

January 2022 thru December 2022 Filings (Compared to January 2021 thru December 2021)

Other	1,045	▲	+11.6%	+109
Protective Orders	58	▲	+31.8%	+14
<b>GRAND TOTAL</b>	<b>10,767</b>	▲	11.9%	+1,142

\* Compared to same time period as previous year

\*\* Case Type Categories are defined in the 2017 Virginia Judicial Workload Assessment  
Source: SCV-SQL-Information

2022 Overall GRAND TOTAL		Distribution of Caseload			Change*		Percentage (%) of Caseload			
<b>3,751</b>	-146	<b>Criminal</b>	525	14%	-13.7%	▼	-83	<b>Criminal</b>	2021 15.6%	2022 14.0%
		<b>Traffic</b>	2,451	65%	-0.3%	▼	-8	<b>Traffic</b>	63.1%	65.3%
2022 		<b>Civil</b>	724	19%	-7.4%	▼	-58	<b>Civil</b>	20.1%	19.3%
2021 		<b>Civil Commitments</b>	51	1%	6.3%	▲	+3	<b>Civil Commitments</b>	1.2%	1.4%
		<b>GRAND TOTAL</b>	<b>3,751</b>	100%	-3.7%	▼	-146	<b>GRAND TOTAL</b>	100%	100%

Filings by Division & Code

Division	Case Type Description	Code	Summary	Change	% Change	Absolute Change
<b>Criminal</b>	Misdemeanor	M	290	▼	-7.9%	-25
	Show Cause	SC	121	▼	-6.2%	-8
	Felony	F	61	▼	-45.0%	-50
	Capias	CA	36	▲	+63.6%	+14
	Civil Violation	CV	17	▼	-43.3%	-13
	Motion	MO	0	▼	-100.0%	-1
	<b>Total</b>			<b>525</b>	▼	<b>-13.7%</b>
<b>Traffic</b>	Infraction	I	1,999	▼	-1.2%	-24
	Misdemeanor	M	352	▲	+4.1%	+14
	Show Cause	SC	65	▲	+14.0%	+8
	Capias	CA	19	▼	-36.7%	-11
	Felony	F	9	▲	+80.0%	+4
	Other	O	6	↔		-
	Restricted Operators License	RL	1	▲	-	+1
<b>Total</b>			<b>2,451</b>	▼	<b>-0.3%</b>	<b>-8</b>
<b>Civil</b>	Warrant in Debt	WD	253	▼	-29.3%	-105
	Garnishment	GA	217	▲	+19.2%	+35
	Impoundment	IM	90	▲	+25.0%	+18
	Unlawful Detainer	UD	40	▲	+33.3%	+10
	Other	OT	30	▼	-21.1%	-8
	Admin License	AL	24	▼	-17.2%	-5
	Show Cause	SC	22	▲	+37.5%	+6
	Preliminary Protective Order	PP	20	▲	+66.7%	+8
	Protective Order	PO	10	▲	+11.1%	+1
	Interrogatory	IN	9	▼	-65.4%	-17
	Detinue	DT	3	▼	-66.7%	-6
	Motion for Judgment	MJ	2	▲	-	+2
	Petition-Restore Arms	PR	2	▲	-	+2
	Tenants Assertion	TA	2	▲	-	+2
Capias	CA	0	▼	-100.0%	-1	
<b>Total</b>			<b>724</b>	▼	<b>-7.4%</b>	<b>-58</b>
<b>Civil Commitments</b>	Temporary Detention Order	TD	30	▼	-6.3%	-2
	Emergency Custody Order	EC	13	↔		-
	Mental Commitment	MC	8	▲	+166.7%	+5
<b>Total</b>			<b>51</b>	▲	<b>6.3%</b>	<b>+3</b>
<b>GRAND TOTAL</b>			<b>3,751</b>	▼	<b>-3.7%</b>	<b>-146</b>

Filings by Major Case Category\*\*

Category	Summary	Change	% Change	Absolute Change
Felony	70	▲	-39.7%	-46
Garnishment	226	▼	+8.7%	+18
General Civil	268	▲	-29.8%	-114
Infraction/Civil Violation	2,022	▼	-1.8%	-37
Landlord /Tenant	42	▲	+40.0%	+12
Misdemeanor	643	▲	-1.5%	-10
Other	450	▲	+5.1%	+22
Protective Orders	30	▲	+42.9%	+9

\* Compared to same time period as previous year

\*\* Case Type Categories are defined in the 2017 Virginia Judicial Workload Assessment



**CPSS - GCMS 10.01 CASELOAD STATISTICS OF THE GENERAL DISTRICT COURTS**

January 2022 thru December 2022 Filings (Compared to January 2021 thru December 2021)

**Fluvanna**

District: 16 FIPS: 065

*GRAND TOTAL*

**3,751**





-3.7%

-146

\* Compared to same time period as previous year

\*\* Case Type Categories are defined in the 2017 Virginia Judicial Workload Assessment  
Source: SCV-SQL-Information

2022 Overall GRAND TOTAL		Distribution of Caseload			Change*		Percentage (%) of Caseload		
<b>5,040</b>	+81	<b>Criminal</b>	400	8%	-1.7% ▼	-7	<b>Criminal</b>	2021	2022
		<b>Traffic</b>	4,095	81%	4.0% ▲	+159	<b>Traffic</b>	8.2%	7.9%
		<b>Civil</b>	538	11%	-11.4% ▼	-69	<b>Civil</b>	79.4%	81.3%
		<b>Civil Commitments</b>	7	0%	-22.2% ▼	-2	<b>Civil Commitments</b>	12.2%	10.7%
		<b>GRAND TOTAL</b>	<b>5,040</b>	100%	1.6% ▲	+81	<b>GRAND TOTAL</b>	100%	100%

Filings by Division & Code

Division	Case Type Description	Code	Summary	Change	% Change	Absolute Change
<b>Criminal</b>	Misdemeanor	M	247	▼	-1.2%	-3
	Felony	F	77	▲	+32.8%	+19
	Civil Violation	CV	32	▼	-20.0%	-8
	Capias	CA	26	▼	-7.1%	-2
	Show Cause	SC	18	▼	-41.9%	-13
	<b>Total</b>			<b>400</b>	▼	<b>-1.7%</b>
<b>Traffic</b>	Infraction	I	3,211	▲	+3.1%	+98
	Misdemeanor	M	859	▲	+7.6%	+61
	Show Cause	SC	12	▲	+33.3%	+3
	Capias	CA	6	▼	-25.0%	-2
	Felony	F	4	▼	-42.9%	-3
	Civil Violation	CV	3	▲	+200.0%	+2
	<b>Total</b>			<b>4,095</b>	▲	<b>4.0%</b>
<b>Civil</b>	Warrant in Debt	WD	219	▼	-21.8%	-61
	Garnishment	GA	152	▲	+2.7%	+4
	Admin License	AL	49	▲	+19.5%	+8
	Unlawful Detainer	UD	43	▲	+65.4%	+17
	Other	OT	25	▲	-44.4%	-20
	Preliminary Protective Order	PP	12	▼	-25.0%	-4
	Motion for Judgment	MJ	11	▲	+57.1%	+4
	Impoundment	IM	7	▼	-70.8%	-17
	Protective Order	PO	6	▼	-40.0%	-4
	Overweight	OC	5	▲	+400.0%	+4
	Show Cause	SC	5	▲	+400.0%	+4
	Detinue	DT	2	▼	-50.0%	-2
	Counter Claim	CC	1	▼	-50.0%	-1
	Interrogatory	IN	1	▲	-	+1
	Petition-Restore Arms	PR	0	▼	-100.0%	-1
	Tenants Assertion	TA	0	▼	-100.0%	-1
<b>Total</b>			<b>538</b>	▼	<b>-11.4%</b>	<b>-69</b>
<b>Civil Commitments</b>	Emergency Custody Order	EC	4	▼	-20.0%	-1
	Mental Commitment	MC	1	↔	-	-
	Other	OT	1	▲	-	+1
	Temporary Detention Order	TD	1	▼	-66.7%	-2
<b>Total</b>			<b>7</b>	▼	<b>-22.2%</b>	<b>-2</b>
<b>GRAND TOTAL</b>			<b>5,040</b>	▲	1.6%	+81

Filings by Major Case Category\*\*

Category	Summary	Change	% Change	Absolute Change
Felony	81	▼	+24.6%	+16
Garnishment	153	▲	+3.4%	+5
General Civil	235	▼	-20.1%	-59
Infraction/Civil Violation	3,251	▲	+3.0%	+96
Involuntary Civil Commitments	1	▲	-	+1
Landlord /Tenant	43	▼	+59.3%	+16
Misdemeanor	1,106	▲	+5.5%	+58
Other	152	▲	-22.4%	-44

\* Compared to same time period as previous year

\*\* Case Type Categories are defined in the 2017 Virginia Judicial Workload Assessment


**CPSS - GCMS 10.01 CASELOAD STATISTICS OF THE GENERAL DISTRICT COURTS**  
 January 2022 thru December 2022 Filings (Compared to January 2021 thru December 2021)

Protective Orders		18	▼	-30.8%	-8
<b>GRAND TOTAL</b>		<b>5,040</b>	▲	1.6%	+81

\* Compared to same time period as previous year

\*\* Case Type Categories are defined in the 2017 Virginia Judicial Workload Assessment  
 Source: SCV-SQL-Information

**CPSS - GCMS 10.01 CASELOAD STATISTICS OF THE GENERAL DISTRICT COURTS**  
 January 2022 thru December 2022 Filings (Compared to January 2021 thru December 2021)

2022 Overall GRAND TOTAL		Distribution of Caseload			Change*		Percentage (%) of Caseload		
<b>2,428</b>	-1,053	<b>Criminal</b>	498	21%	15.8% ▲	+68	<b>Criminal</b>	2021	2022
		<b>Traffic</b>	1,217	50%	-46.9% ▼	-1,075	<b>Traffic</b>	65.8%	50.1%
		<b>Civil</b>	657	27%	-7.3% ▼	-52	<b>Civil</b>	20.4%	27.1%
		<b>Civil Commitments</b>	56	2%	12.0% ▲	+6	<b>Civil Commitments</b>	1.4%	2.3%
		<b>GRAND TOTAL</b>	<b>2,428</b>	100%	-30.2% ▼	-1,053	<b>GRAND TOTAL</b>	100%	100%

**Filings by Division & Code**

Division	Case Type Description	Code	Summary	Change	% Change	Absolute Change
<b>Criminal</b>	Misdemeanor	M	265	▲	+17.3%	+39
	Felony	F	117	▲	+24.5%	+23
	Capias	CA	46	▼	-19.3%	-11
	Civil Violation	CV	38	▲	+90.0%	+18
	Show Cause	SC	31	▼	-3.1%	-1
	Motion	MO	1	↔		-
	<b>Total</b>			<b>498</b>	<b>▲</b>	<b>15.8%</b>
<b>Traffic</b>	Infraction	I	953	▼	-51.6%	-1,014
	Misdemeanor	M	240	▼	-18.6%	-55
	Capias	CA	10	▼	-37.5%	-6
	Show Cause	SC	7	▼	-22.2%	-2
	Felony	F	6	▲	+20.0%	+1
	Restricted Operators License	RL	1	▲	-	+1
	<b>Total</b>			<b>1,217</b>	<b>▼</b>	<b>-46.9%</b>
<b>Civil</b>	Warrant in Debt	WD	239	▼	-24.4%	-77
	Garnishment	GA	206	▲	+35.5%	+54
	Unlawful Detainer	UD	55	▲	+37.5%	+15
	Other	OT	38	▼	-29.6%	-16
	Protective Order	PO	30	▼	-31.8%	-14
	Preliminary Protective Order	PP	26	▼	-3.7%	-1
	Admin License	AL	17	▼	-5.6%	-1
	Abstract	AJ	11	▲	+10.0%	+1
	Interrogatory	IN	11	▼	-21.4%	-3
	Show Cause	SC	11	▼	-42.1%	-8
	Impoundment	IM	7	↔		-
	Capias	CA	2	▲	-	+2
	Motion for Judgment	MJ	2	▲	-	+2
	Petition-Restore Arms	PR	1	▲	-	+1
	Zoning Violation	ZO	1	▲	-	+1
	Counter Claim	CC	0	▼	-100.0%	-2
	Detinue	DT	0	▼	-100.0%	-2
	Overweight	OC	0	▼	-100.0%	-1
	Tenants Assertion	TA	0	▼	-100.0%	-3
	<b>Total</b>			<b>657</b>	<b>▼</b>	<b>-7.3%</b>
<b>Civil Commitments</b>	Temporary Detention Order	TD	41	▲	+13.9%	+5
	Emergency Custody Order	EC	15	▲	+7.1%	+1
	<b>Total</b>			<b>56</b>	<b>▲</b>	<b>12.0%</b>
<b>GRAND TOTAL</b>			<b>2,428</b>	<b>▼</b>	<b>-30.2%</b>	<b>-1,053</b>

**Filings by Major Case Category\*\***

Category	Summary	Change	% Change	Absolute Change
Felony	123	▲	+24.2%	+24
Garnishment	217	▲	+30.7%	+51
General Civil	249	▲	-24.1%	-79
Infraction/Civil Violation	991	▼	-50.2%	-997
Landlord /Tenant	55	▼	+27.9%	+12
Misdemeanor	507	▲	-2.7%	-14
Other	230	▲	-13.2%	-35

\* Compared to same time period as previous year

\*\* Case Type Categories are defined in the 2017 Virginia Judicial Workload Assessment

**CPSS - GCMS 10.01 CASELOAD STATISTICS OF THE GENERAL DISTRICT COURTS**  
January 2022 thru December 2022 Filings (Compared to January 2021 thru December 2021)

**Greene**

District: 16 FIPS: 079



---

Protective Orders	56	▼	-21.1%	-15
<b>GRAND TOTAL</b>	<b>2,428</b>	▼	-30.2%	-1,053

---

\* Compared to same time period as previous year

\*\* Case Type Categories are defined in the 2017 Virginia Judicial Workload Assessment  
Source: SCV-SQL-Information

2022 Overall GRAND TOTAL		Distribution of Caseload			Change*		Percentage (%) of Caseload			
<b>6,278</b>	-56	<b>Criminal</b>	1,057	17%	-0.3%	▼	-3	<b>Criminal</b>	2021	2022
		<b>Traffic</b>	3,518	56%	-1.0%	▼	-36	<b>Traffic</b>	16.7%	16.8%
2022 		<b>Civil</b>	1,640	26%	-0.1%	▼	-1	<b>Civil</b>	56.1%	56.0%
2021 		<b>Civil Commitments</b>	63	1%	-20.3%	▼	-16	<b>Civil Commitments</b>	25.9%	26.1%
		<b>GRAND TOTAL</b>	<b>6,278</b>	100%	-0.9%	▼	-56	<b>GRAND TOTAL</b>	1.2%	1.0%
								<b>GRAND TOTAL</b>	100%	100%

Filings by Division & Code

Division	Case Type Description	Code	Summary	Change	% Change	Absolute Change
<b>Criminal</b>	Misdemeanor	M	548	▲	+2.8%	+15
	Felony	F	276	▲	+7.0%	+18
	Capias	CA	115	▲	+21.1%	+20
	Show Cause	SC	81	▼	-23.6%	-25
	Civil Violation	CV	37	▼	-45.6%	-31
	<b>Total</b>			<b>1,057</b>	▼	<b>-0.3%</b>
<b>Traffic</b>	Infraction	I	2,857	▲	+1.5%	+42
	Misdemeanor	M	605	▼	-11.8%	-81
	Felony	F	26	▲	+85.7%	+12
	Show Cause	SC	16	▲	+6.7%	+1
	Capias	CA	14	▼	-41.7%	-10
	<b>Total</b>			<b>3,518</b>	▼	<b>-1.0%</b>
<b>Civil</b>	Warrant in Debt	WD	681	▼	-22.8%	-201
	Garnishment	GA	408	▲	+14.3%	+51
	Unlawful Detainer	UD	144	▲	+82.3%	+65
	Other	OT	95	▲	+2.2%	+2
	Impoundment	IM	92	▲	+95.7%	+45
	Admin License	AL	55	▲	+5.8%	+3
	Preliminary Protective Order	PP	54	▲	+63.6%	+21
	Protective Order	PO	35	▲	+118.8%	+19
	Motion for Judgment	MJ	18	▲	+50.0%	+6
	Show Cause	SC	16	▲	+128.6%	+9
	Abstract	AJ	12	▲	+9.1%	+1
	Interrogatory	IN	12	▼	-57.1%	-16
	Detinue	DT	6	▼	-45.5%	-5
	Tenants Assertion	TA	4	▲	+100.0%	+2
	Capias	CA	2	↔		-
	Counter Claim	CC	2	▼	-66.7%	-4
	Petition-Restore Arms	PR	2	↔		-
	Restricted Operators License	RL	2	▲	-	+2
	Detinue Seizure	DZ	0	▼	-100.0%	-1
<b>Total</b>			<b>1,640</b>	▼	<b>-0.1%</b>	<b>-1</b>
<b>Civil Commitments</b>	Temporary Detention Order	TD	48	▼	-18.6%	-11
	Emergency Custody Order	EC	15	▼	-25.0%	-5
	<b>Total</b>		<b>63</b>	▼	<b>-20.3%</b>	<b>-16</b>
<b>GRAND TOTAL</b>			<b>6,278</b>	▼	-0.9%	-56

Filings by Major Case Category\*\*

Category	Summary	Change	% Change	Absolute Change
Felony	302	▲	+11.0%	+30
Garnishment	420	▼	+9.1%	+35
General Civil	721	▼	-21.5%	-198
Infraction/Civil Violation	2,894	▼	+0.4%	+11
Landlord /Tenant	148	▲	+82.7%	+67
Misdemeanor	1,155	▲	-5.3%	-64
Other	549	▲	+4.4%	+23
Protective Orders	89	▲	+81.6%	+40

\* Compared to same time period as previous year

\*\* Case Type Categories are defined in the 2017 Virginia Judicial Workload Assessment

**CPSS - GCMS 10.01 CASELOAD STATISTICS OF THE GENERAL DISTRICT COURTS**

January 2022 thru December 2022 Filings (Compared to January 2021 thru December 2021)

***GRAND TOTAL***

**6,278**



-0.9%

-56

\* Compared to same time period as previous year

\*\* Case Type Categories are defined in the 2017 Virginia Judicial Workload Assessment  
Source: SCV-SQL-Information

2022 Overall GRAND TOTAL		Distribution of Caseload			Change*		Percentage (%) of Caseload		
<b>2,874</b>	-841	<b>Criminal</b>	213	7%	5.4% ▲	+11	<b>Criminal</b>	2021	2022
		<b>Traffic</b>	2,284	79%	-26.2% ▼	-811	<b>Traffic</b>	5.4%	7.4%
		<b>Civil</b>	353	12%	-13.7% ▼	-56	<b>Civil</b>	83.3%	79.5%
		<b>Civil Commitments</b>	24	1%	166.7% ▲	+15	<b>Civil Commitments</b>	11.0%	12.3%
		<b>GRAND TOTAL</b>	<b>2,874</b>	100%	-22.6% ▼	-841	<b>GRAND TOTAL</b>	0.2%	0.8%
							<b>GRAND TOTAL</b>	100%	100%

Filings by Division & Code

Division	Case Type Description	Code	Summary	Change	% Change	Absolute Change
<b>Criminal</b>	Misdemeanor	M	120	▲	+10.1%	+11
	Felony	F	46	▲	+7.0%	+3
	Show Cause	SC	20	▼	-9.1%	-2
	Civil Violation	CV	16	▼	-11.1%	-2
	Capias	CA	10	↔		-
	Restricted Operators License	RL	1	▲	-	+1
	<b>Total</b>			<b>213</b>	<b>▲</b>	<b>5.4%</b>
<b>Traffic</b>	Infraction	I	1,940	▼	-27.9%	-751
	Misdemeanor	M	280	▼	-22.4%	-81
	Capias	CA	33	▲	+73.7%	+14
	Show Cause	SC	26	▲	+160.0%	+16
	Felony	F	4	▼	-71.4%	-10
	Restricted Operators License	RL	1	▲	-	+1
	<b>Total</b>			<b>2,284</b>	<b>▼</b>	<b>-26.2%</b>
<b>Civil</b>	Warrant in Debt	WD	131	▼	-41.3%	-92
	Garnishment	GA	114	▲	+9.6%	+10
	Unlawful Detainer	UD	25	▲	+38.9%	+7
	Admin License	AL	17	▲	+70.0%	+7
	Other	OT	15	▲	+15.4%	+2
	Preliminary Protective Order	PP	11	▲	+57.1%	+4
	Protective Order	PO	9	▲	+80.0%	+4
	Show Cause	SC	8	▲	+300.0%	+6
	Interrogatory	IN	6	▲	+100.0%	+3
	Impoundment	IM	5	▼	-37.5%	-3
	Abstract	AJ	4	↔		-
	Capias	CA	3	▲	-	+3
	Detinue	DT	2	▼	-50.0%	-2
	Overweight	OC	1	▼	-50.0%	-1
	Petition-Restore Arms	PR	1	↔		-
	Zoning Violation	ZO	1	↔		-
	Counter Claim	CC	0	▼	-100.0%	-2
	Tenants Assertion	TA	0	▼	-100.0%	-2
<b>Total</b>			<b>353</b>	<b>▼</b>	<b>-13.7%</b>	<b>-56</b>
<b>Civil Commitments</b>	Temporary Detention Order	TD	16	▲	+166.7%	+10
	Emergency Custody Order	EC	7	▲	+133.3%	+4
	Medical Emergency Custody Order	ME	1	▲	-	+1
<b>Total</b>			<b>24</b>	<b>▲</b>	<b>166.7%</b>	<b>+15</b>
<b>GRAND TOTAL</b>			<b>2,874</b>	<b>▼</b>	<b>-22.6%</b>	<b>-841</b>

Filings by Major Case Category\*\*

Category	Summary	Change	% Change	Absolute Change
Felony	50	▼	-12.3%	-7
Garnishment	120	▲	+12.1%	+13
General Civil	140	▼	-40.7%	-96
Infraction/Civil Violation	1,957	▼	-27.8%	-754
Landlord /Tenant	25	▼	+25.0%	+5
Misdemeanor	403	▲	-14.4%	-68
Other	159	▲	+57.4%	+58

\* Compared to same time period as previous year

\*\* Case Type Categories are defined in the 2017 Virginia Judicial Workload Assessment



**CPSS - GCMS 10.01 CASELOAD STATISTICS OF THE GENERAL DISTRICT COURTS**  
January 2022 thru December 2022 Filings (Compared to January 2021 thru December 2021)

---

Protective Orders	20	▲	+66.7%	+8
<b>GRAND TOTAL</b>	<b>2,874</b>	▼	-22.6%	-841

---

\* Compared to same time period as previous year



\*\* Case Type Categories are defined in the 2017 Virginia Judicial Workload Assessment  
Source: SCV-SQL-Information

**CPSS - GCMS 10.01 CASELOAD STATISTICS OF THE GENERAL DISTRICT COURTS**

January 2022 thru December 2022 Filings (Compared to January 2021 thru December 2021)

**Orange**

District: 16 FIPS: 137

2022 Overall GRAND TOTAL		Distribution of Caseload			Change*		Percentage (%) of Caseload		
<b>6,898</b>	-1,254	<b>Criminal</b>	836	12%	-11.7% ▼	-111	<b>Criminal</b>	2021	2022
		<b>Traffic</b>	4,415	64%	-21.7% ▼	-1,226	<b>Traffic</b>	11.6%	12.1%
		<b>Civil</b>	1,586	23%	5.0% ▲	+75	<b>Civil</b>	69.2%	64.0%
		<b>Civil Commitments</b>	61	1%	15.1% ▲	+8	<b>Civil Commitments</b>	18.5%	23.0%
		<b>GRAND TOTAL</b>	<b>6,898</b>	100%	-15.4% ▼	-1,254	<b>GRAND TOTAL</b>	0.7%	0.9%
							<b>GRAND TOTAL</b>	100%	100%

**Filings by Division & Code**

Division	Case Type Description	Code	Summary	Change	% Change	Absolute Change
<b>Criminal</b>	Misdemeanor	M	497	▼	-11.4%	-64
	Felony	F	153	▼	-27.1%	-57
	Show Cause	SC	87	▲	+58.2%	+32
	Capias	CA	54	▼	-8.5%	-5
	Civil Violation	CV	45	▼	-27.4%	-17
	<b>Total</b>			<b>836</b>	▼	<b>-11.7%</b>
<b>Traffic</b>	Infraction	I	3,560	▼	-24.6%	-1,159
	Misdemeanor	M	590	▼	-2.8%	-17
	Other	O	234	▼	-14.0%	-38
	Felony	F	19	▼	-9.5%	-2
	Show Cause	SC	8	▼	-20.0%	-2
	Capias	CA	4	▼	-60.0%	-6
	Civil Violation	CV	0	▼	-100.0%	-2
	<b>Total</b>			<b>4,415</b>	▼	<b>-21.7%</b>
<b>Civil</b>	Warrant in Debt	WD	595	▼	-9.4%	-62
	Garnishment	GA	472	▲	+12.9%	+54
	Unlawful Detainer	UD	127	▲	+46.0%	+40
	Detinue	DT	93	▲	+36.8%	+25
	Admin License	AL	74	↔		-
	Other	OT	61	▼	+8.9%	+5
	Impoundment	IM	39	▲	+11.4%	+4
	Preliminary Protective Order	PP	39	▲	+21.9%	+7
	Interrogatory	IN	18	▼	-5.3%	-1
	Protective Order	PO	17	▼	-37.0%	-10
	Show Cause	SC	16	▲	+23.1%	+3
	Motion for Judgment	MJ	11	▲	+83.3%	+5
	Abstract	AJ	10	▼	-9.1%	-1
	Zoning Violation	ZO	6	▲	+500.0%	+5
	Capias	CA	2	↔		-
	Counter Claim	CC	2	▼	-50.0%	-2
	Restricted Operators License	RL	2	▲	-	+2
	Bond Forfeiture	BF	1	▲	-	+1
	Tenants Assertion	TA	1	↔		-
<b>Total</b>			<b>1,586</b>	▲	<b>5.0%</b>	<b>+75</b>
<b>Civil Commitments</b>	Temporary Detention Order	TD	46	▲	+24.3%	+9
	Emergency Custody Order	EC	15	▲	+25.0%	+3
	Medical Emergency Custody Order	ME	0	▼	-100.0%	-1
	Medical Emergency Temporary Detention Order	MT	0	▼	-100.0%	-1
	Mental Commitment	MC	0	▼	-100.0%	-2
	<b>Total</b>			<b>61</b>	▲	<b>15.1%</b>
<b>GRAND TOTAL</b>			<b>6,898</b>	▼	-15.4%	-1,254

**Filings by Major Case Category\*\***

Category	Summary	Change	% Change	Absolute Change
Felony	172	▼	-25.5%	-59
Garnishment	490	▲	+12.1%	+53
General Civil	700	▲	-4.5%	-33
Infraction/Civil Violation	3,839	▼	-24.1%	-1,216

\* Compared to same time period as previous year

\*\* Case Type Categories are defined in the 2017 Virginia Judicial Workload Assessment

**CPSS - GCMS 10.01 CASELOAD STATISTICS OF THE GENERAL DISTRICT COURTS**

January 2022 thru December 2022 Filings (Compared to January 2021 thru December 2021)

**Orange**

District: 16 FIPS: 137

Landlord /Tenant	128	▲	+45.5%	+40
Misdemeanor	1,095	▲	-6.3%	-74
Other	418	▲	+10.0%	+38
Protective Orders	56	▼	-5.1%	-3
<b>GRAND TOTAL</b>	<b>6,898</b>	▼	-15.4%	-1,254

\* Compared to same time period as previous year

\*\* Case Type Categories are defined in the 2017 Virginia Judicial Workload Assessment  
Source: SCV-SQL-Information

2022 Overall GRAND TOTAL		Distribution of Caseload			Change*		Percentage (%) of Caseload		
<b>36,109</b>	-737	<b>Criminal</b>	5,516	15%	21.0% ▲	+959	<b>Criminal</b>	2021	2022
		<b>Traffic</b>	24,096	67%	-9.1% ▼	-2,418	<b>Traffic</b>	12.4%	15.3%
2022		<b>Civil</b>	5,990	17%	18.9% ▲	+953	<b>Civil</b>	72.0%	66.7%
2021		<b>Civil Commitments</b>	507	1%	-31.3% ▼	-231	<b>Civil Commitments</b>	13.7%	16.6%
		<b>GRAND TOTAL</b>	<b>36,109</b>	100%	-2.0% ▼	-737	<b>GRAND TOTAL</b>	2.0%	1.4%
							<b>GRAND TOTAL</b>	100%	100%

**Filings by Division & Code**

Division	Case Type Description	Code	Summary	Change	% Change	Absolute Change
<b>Criminal</b>	Misdemeanor	M	2,899	▲	+25.2%	+584
	Felony	F	1,807	▲	+22.9%	+337
	Capias	CA	602	▲	+7.7%	+43
	Show Cause	SC	181	▲	+22.3%	+33
	Civil Violation	CV	27	▼	-58.5%	-38
	<b>Total</b>			<b>5,516</b>	<b>▲</b>	<b>21.0%</b>
<b>Traffic</b>	Infraction	I	20,009	▼	-10.4%	-2,320
	Misdemeanor	M	3,359	▼	-2.6%	-90
	Other	O	298	▼	-23.0%	-89
	Capias	CA	142	▼	-2.1%	-3
	Civil Violation	CV	106	▲	+171.8%	+67
	Show Cause	SC	93	▲	+31.0%	+22
	Felony	F	89	▼	-5.3%	-5
	<b>Total</b>			<b>24,096</b>	<b>▼</b>	<b>-9.1%</b>
<b>Civil</b>	Warrant in Debt	WD	1,915	▼	-8.5%	-177
	Unlawful Detainer	UD	1,402	▲	+131.4%	+796
	Garnishment	GA	1,076	▲	+18.4%	+167
	Motion for Judgment	MJ	604	▲	+5.6%	+32
	Admin License	AL	337	▲	+5.6%	+18
	Preliminary Protective Order	PP	196	▲	+38.0%	+54
	Protective Order	PO	146	▲	+23.7%	+28
	Other	OT	81	▼	+17.4%	+12
	Show Cause	SC	62	▲	+29.2%	+14
	Interrogatory	IN	45	▲	+21.6%	+8
	Impoundment	IM	43	▲	+26.5%	+9
	Tenants Assertion	TA	17	▲	+240.0%	+12
	Counter Claim	CC	16	▲	+45.5%	+5
	Bond Forfeiture	BF	14	▼	-54.8%	-17
	Third Party Claim	TH	13	▼	-23.5%	-4
	Overweight	OC	8	▼	-27.3%	-3
	Capias	CA	5	▲	-	+5
	Detinue	DT	5	▲	+150.0%	+3
	Petition-Restore Arms	PR	3	▲	+200.0%	+2
	Restricted Operators License	RL	2	▲	-	+2
	Motor Carrier	MC	0	▼	-100.0%	-13
<b>Total</b>			<b>5,990</b>	<b>▲</b>	<b>18.9%</b>	<b>+953</b>
<b>Civil Commitments</b>	Mental Commitment	MC	354	▲	+14.9%	+46
	Petition	PT	54	▼	-59.1%	-78
	Temporary Detention Order	TD	50	▼	-79.6%	-195
	Other	OT	27	▲	+107.7%	+14
	Emergency Custody Order	EC	21	▼	-47.5%	-19
	Medical Emergency Custody Order	ME	1	▲	-	+1
<b>Total</b>			<b>507</b>	<b>▼</b>	<b>-31.3%</b>	<b>-231</b>
<b>GRAND TOTAL</b>			<b>36,109</b>	<b>▼</b>	<b>-2.0%</b>	<b>-737</b>

\* Compared to same time period as previous year

\*\* Case Type Categories are defined in the 2017 Virginia Judicial Workload Assessment

**CPSS - GCMS 10.01 CASELOAD STATISTICS OF THE GENERAL DISTRICT COURTS**  
 January 2022 thru December 2022 Filings (Compared to January 2021 thru December 2021)

**Arlington**

District: 17 FIPS: 013

**Filings by Major Case Category\*\***

Category	Summary	Change	% Change	Absolute Change
Felony	1,896	▲	+21.2%	+332
Garnishment	1,121	▲	+18.5%	+175
General Civil	2,534	▲	-5.6%	-149
Infraction/Civil Violation	20,448	▼	-10.5%	-2,396
Involuntary Civil Commitments	81	▲	-44.1%	-64
Landlord /Tenant	1,419	▲	+132.2%	+808
Misdemeanor	6,260	▲	+8.6%	+496
Other	2,008	▲	-1.0%	-21
Protective Orders	342	▲	+31.5%	+82
<b>GRAND TOTAL</b>	<b>36,109</b>	▼	-2.0%	-737

\* Compared to same time period as previous year

\*\* Case Type Categories are defined in the 2017 Virginia Judicial Workload Assessment  
 Source: SCV-SQL-Information

2022 Overall GRAND TOTAL	Distribution of Caseload			Change*		Percentage (%) of Caseload		
<b>2,287</b> +1,397	<b>Criminal</b>	194	8%	29.3% ▲	+44	<b>Criminal</b>	2021	2022
2022	<b>Traffic</b>	1,878	82%	248.4% ▲	+1,339	<b>Traffic</b>	16.9%	8.5%
2021	<b>Civil</b>	215	9%	7.0% ▲	+14	<b>Civil</b>	60.6%	82.1%
	<b>GRAND TOTAL</b>	<b>2,287</b>	100%	157.0% ▲	+1,397	<b>GRAND TOTAL</b>	100%	100%

Filings by Division & Code

Division	Case Type Description	Code	Summary	Change	% Change	Absolute Change
<b>Criminal</b>	Misdemeanor	M	127	▲	+47.7%	+41
	Felony	F	41	▼	-6.8%	-3
	Capias	CA	21	▲	+50.0%	+7
	Show Cause	SC	3	▲	+50.0%	+1
	Civil Violation	CV	2	▼	-50.0%	-2
	<b>Total</b>			<b>194</b>	<b>▲</b>	<b>29.3%</b>
<b>Traffic</b>	Infraction	I	1,534	▲	+420.0%	+1,239
	Misdemeanor	M	211	▲	+102.9%	+107
	Other	O	104	▼	-8.8%	-10
	Capias	CA	9	▲	+28.6%	+2
	Show Cause	SC	8	▼	-27.3%	-3
	Civil Violation	CV	7	▼	-12.5%	-1
	Felony	F	3	▲	-	+3
	Motion	MO	2	▲	-	+2
	<b>Total</b>			<b>1,878</b>	<b>▲</b>	<b>248.4%</b>
<b>Civil</b>	Warrant in Debt	WD	79	▼	-10.2%	-9
	Unlawful Detainer	UD	56	▲	+124.0%	+31
	Garnishment	GA	50	▼	-15.3%	-9
	Admin License	AL	19	▲	+5.6%	+1
	Preliminary Protective Order	PP	5	▲	+150.0%	+3
	Other	OT	3	▲	+50.0%	+1
	Impoundment	IM	2	▲	-	+2
	Protective Order	PO	1	▼	-66.7%	-2
	Bond Forfeiture	BF	0	▼	-100.0%	-1
	Counter Claim	CC	0	▼	-100.0%	-1
	Interrogatory	IN	0	▼	-100.0%	-1
	Tenants Assertion	TA	0	▼	-100.0%	-1
	<b>Total</b>			<b>215</b>	<b>▲</b>	<b>7.0%</b>
<b>GRAND TOTAL</b>			<b>2,287</b>	<b>▲</b>	<b>157.0%</b>	<b>+1,397</b>

Filings by Major Case Category\*\*

Category	Summary	Change	% Change	Absolute Change
Felony	44	▲		0
Garnishment	50	▼	-16.7%	-10
General Civil	79	▼	-10.2%	-9
Infraction/Civil Violation	1,647	▲	+291.2%	+1,226
Landlord /Tenant	56	▲	+115.4%	+30
Misdemeanor	338	▲	+77.9%	+148
Other	67	▲	+19.6%	+11
Protective Orders	6	▲	+20.0%	+1
<b>GRAND TOTAL</b>	<b>2,287</b>	<b>▲</b>	<b>157.0%</b>	<b>+1,397</b>

\* Compared to same time period as previous year



\*\* Case Type Categories are defined in the 2017 Virginia Judicial Workload Assessment  
 Source: SCV-SQL-Information

**CPSS - GCMS 10.01 CASELOAD STATISTICS OF THE GENERAL DISTRICT COURTS**

January 2022 thru December 2022 Filings (Compared to January 2021 thru December 2021)

**Alexandria**

District: 18 FIPS: 510

2022 Overall GRAND TOTAL		Distribution of Caseload			Change*		Percentage (%) of Caseload		
<b>19,460</b>	-487	<b>Criminal</b>	3,050	16%	16.4% ▲	+429	<b>Criminal</b>	2021	2022
		<b>Traffic</b>	8,563	44%	-25.8% ▼	-2,975	<b>Traffic</b>	13.1%	15.7%
2022 		<b>Civil</b>	7,071	36%	41.2% ▲	+2,062	<b>Civil</b>	57.8%	44.0%
2021 		<b>Civil Commitments</b>	776	4%	-0.4% ▼	-3	<b>Civil Commitments</b>	25.1%	36.3%
		<b>GRAND TOTAL</b>	<b>19,460</b>	100%	-2.4% ▼	-487	<b>GRAND TOTAL</b>	3.9%	4.0%
							<b>GRAND TOTAL</b>	100%	100%

**Filings by Division & Code**

Division	Case Type Description	Code	Summary	Change	% Change	Absolute Change
<b>Criminal</b>	Misdemeanor	M	1,805	▲	+16.6%	+257
	Felony	F	802	▲	+3.6%	+28
	Show Cause	SC	230	▲	+34.5%	+59
	Capias	CA	195	▲	+75.7%	+84
	Civil Violation	CV	18	▲	+5.9%	+1
	<b>Total</b>			<b>3,050</b>	▲	<b>16.4%</b>
<b>Traffic</b>	Infraction	I	5,529	▼	-37.5%	-3,322
	Misdemeanor	M	1,757	▲	+9.9%	+159
	Other	O	1,085	▲	+16.2%	+151
	Show Cause	SC	74	▼	-5.1%	-4
	Felony	F	63	▲	+75.0%	+27
	Capias	CA	28	▲	+12.0%	+3
	Civil Violation	CV	27	▲	+68.8%	+11
<b>Total</b>			<b>8,563</b>	▼	<b>-25.8%</b>	<b>-2,975</b>
<b>Civil</b>	Unlawful Detainer	UD	3,045	▲	+198.5%	+2,025
	Warrant in Debt	WD	1,999	▼	-9.0%	-198
	Garnishment	GA	1,092	▲	+9.4%	+94
	Other	OT	247	▼	-2.4%	-6
	Protective Order	PO	231	▲	+28.3%	+51
	Preliminary Protective Order	PP	175	▲	+12.2%	+19
	Bond Forfeiture	BF	85	▲	+10.4%	+8
	Admin License	AL	43	▲	+87.0%	+20
	Interrogatory	IN	41	▲	+51.9%	+14
	Abstract	AJ	34	▲	+41.7%	+10
	Counter Claim	CC	24	▲	+26.3%	+5
	Motion for Judgment	MJ	23	▲	+130.0%	+13
	Tenants Assertion	TA	22	▲	+37.5%	+6
	Petition-Restore Arms	PR	4	▲	+300.0%	+3
	Third Party Claim	TH	4	▲	-	+4
	Cross Claim	CR	1	↔	-	-
	Impoundment	IM	1	▲	-	+1
	Detinue	DT	0	▼	-100.0%	-5
	Overweight	OC	0	▼	-100.0%	-1
	Show Cause	SC	0	▼	-100.0%	-1
<b>Total</b>			<b>7,071</b>	▲	<b>41.2%</b>	<b>+2,062</b>
<b>Civil Commitments</b>	Temporary Detention Order	TD	350	▲	+1.4%	+5
	Mental Commitment	MC	293	▼	-6.1%	-19
	Emergency Custody Order	EC	132	▲	+14.8%	+17
	Other	OT	1	▲	-	+1
	Petition	PT	0	▼	-100.0%	-7
<b>Total</b>			<b>776</b>	▼	<b>-0.4%</b>	<b>-3</b>
<b>GRAND TOTAL</b>			<b>19,460</b>	▼	-2.4%	-487

**Filings by Major Case Category\*\***

Category	Summary	Change	% Change	Absolute Change
Felony	865	▲	+6.8%	+55
Garnishment	1,133	▲	+10.5%	+108
General Civil	2,034	▲	-8.4%	-187

\* Compared to same time period as previous year

\*\* Case Type Categories are defined in the 2017 Virginia Judicial Workload Assessment

**CPSS - GCMS 10.01 CASELOAD STATISTICS OF THE GENERAL DISTRICT COURTS**  
 January 2022 thru December 2022 Filings (Compared to January 2021 thru December 2021)

**Alexandria**

District: 18 FIPS: 510

Infraction/Civil Violation	6,659	▼	-32.2%	-3,160
Involuntary Civil Commitments	1	▲	-85.7%	-6
Landlord /Tenant	3,067	▲	+196.0%	+2,031
Misdemeanor	3,562	▲	+13.2%	+416
Other	1,733	▲	+12.0%	+186
Protective Orders	406	▲	+20.8%	+70
<b>GRAND TOTAL</b>	<b>19,460</b>	▼	-2.4%	-487

\* Compared to same time period as previous year

\*\* Case Type Categories are defined in the 2017 Virginia Judicial Workload Assessment  
 Source: SCV-SQL-Information



2022 Overall GRAND TOTAL		Distribution of Caseload			Change*		Percentage (%) of Caseload		
<b>162,344</b>	+15,931	<b>Criminal</b>	20,556	13%	32.4% ▲	+5,026	<b>Criminal</b>	2021	2022
		<b>Traffic</b>	111,739	69%	11.3% ▲	+11,344	<b>Traffic</b>	10.6%	12.7%
2022		<b>Civil</b>	26,549	16%	-0.1% ▼	-26	<b>Civil</b>	68.6%	68.8%
2021		<b>Civil Commitments</b>	3,500	2%	-10.6% ▼	-413	<b>Civil Commitments</b>	18.2%	16.4%
		<b>GRAND TOTAL</b>	<b>162,344</b>	100%	10.9% ▲	+15,931	<b>GRAND TOTAL</b>	2.7%	2.2%
							<b>GRAND TOTAL</b>	100%	100%

**Filings by Division & Code**

Division	Case Type Description	Code	Summary	Change	% Change	Absolute Change
<b>Criminal</b>	Misdemeanor	M	10,477	▲	+37.0%	+2,830
	Felony	F	7,520	▲	+28.7%	+1,676
	Capias	CA	1,598	▲	+42.2%	+474
	Show Cause	SC	724	▲	+30.7%	+170
	Civil Violation	CV	190	▼	-40.6%	-130
	Motion	MO	47	▲	+17.5%	+7
	Restricted Operators License	RL	0	▼	-100.0%	-1
	<b>Total</b>			<b>20,556</b>	<b>▲</b>	<b>32.4%</b>
<b>Traffic</b>	Infraction	I	94,785	▲	+11.2%	+9,545
	Misdemeanor	M	14,800	▲	+13.2%	+1,726
	Capias	CA	656	▲	+0.6%	+4
	Show Cause	SC	504	▲	+6.1%	+29
	Felony	F	387	▲	+7.2%	+26
	Civil Violation	CV	306	▼	-5.6%	-18
	Motion	MO	279	▲	+20.3%	+47
	Restricted Operators License	RL	19	▼	-40.6%	-13
	Other	O	3	▼	-40.0%	-2
<b>Total</b>			<b>111,739</b>	<b>▲</b>	<b>11.3%</b>	<b>+11,344</b>
<b>Civil</b>	Warrant in Debt	WD	11,751	▼	-17.7%	-2,535
	Garnishment	GA	5,114	▼	-6.1%	-330
	Unlawful Detainer	UD	5,001	▲	+123.2%	+2,760
	Admin License	AL	1,288	▲	+3.5%	+44
	Preliminary Protective Order	PP	515	▲	+10.3%	+48
	Other	OT	355	▼	+10.6%	+34
	Protective Order	PO	336	▲	+4.0%	+13
	Show Cause	SC	326	▲	+7.6%	+23
	Zoning Violation	ZO	302	▲	+24.8%	+60
	Interrogatory	IN	293	▼	-16.3%	-57
	Overweight	OC	280	▼	-11.1%	-35
	Bond Forfeiture	BF	255	▼	-21.8%	-71
	Motion for Judgment	MJ	164	↔		-
	Abstract	AJ	162	▲	+21.8%	+29
	Counter Claim	CC	136	▲	+12.4%	+15
	Impoundment	IM	114	▼	-13.0%	-17
	Tenants Assertion	TA	64	▲	+33.3%	+16
	Detinue	DT	61	▼	-3.2%	-2
	Capias	CA	23	▼	-36.1%	-13
	Petition-Restore Arms	PR	4	▼	-42.9%	-3
Third Party Claim	TH	4	▼	-20.0%	-1	
Cross Claim	CR	1	▼	-80.0%	-4	
<b>Total</b>			<b>26,549</b>	<b>▼</b>	<b>-0.1%</b>	<b>-26</b>
<b>Civil Commitments</b>	Mental Commitment	MC	1,571	▼	-19.1%	-371
	Temporary Detention Order	TD	1,523	▼	-1.2%	-19
	Emergency Custody Order	EC	326	▼	-12.8%	-48
	Medical Emergency Temporary Detention Order	MT	44	▲	+340.0%	+34
	Other	OT	36	▼	-16.3%	-7
	Medical Emergency Custody Order	ME	0	▼	-100.0%	-1
	Petition	PT	0	▼	-100.0%	-1
<b>Total</b>			<b>3,500</b>	<b>▼</b>	<b>-10.6%</b>	<b>-413</b>
<b>GRAND TOTAL</b>			<b>162,344</b>	<b>▲</b>	<b>10.9%</b>	<b>+15,931</b>

\* Compared to same time period as previous year

\*\* Case Type Categories are defined in the 2017 Virginia Judicial Workload Assessment



**Filings by Major Case Category\*\***

Category	Summary	Change	% Change	Absolute Change
Felony	7,907	▲	+27.4%	+1,702
Garnishment	5,407	▼	-6.7%	-387
General Civil	12,008	▼	-17.6%	-2,563
Infraction/Civil Violation	95,564	▼	+10.9%	+9,360
Involuntary Civil Commitments	36	▼	-18.2%	-8
Landlord /Tenant	5,065	▲	+121.3%	+2,776
Misdemeanor	25,598	▼	+21.9%	+4,602
Other	9,908	▲	+4.1%	+388
Protective Orders	851	▲	+7.7%	+61
<b>GRAND TOTAL</b>	<b>162,344</b>	▲	10.9%	+15,931

\* Compared to same time period as previous year

\*\* Case Type Categories are defined in the 2017 Virginia Judicial Workload Assessment  
 Source: SCV-SQL-Information

**CPSS - GCMS 10.01 CASELOAD STATISTICS OF THE GENERAL DISTRICT COURTS**  
 January 2022 thru December 2022 Filings (Compared to January 2021 thru December 2021)

2022 Overall GRAND TOTAL		Distribution of Caseload			Change*		Percentage (%) of Caseload		
<b>3,643</b>	+754	<b>Criminal</b>	347	10%	60.6% ▲	+131	<b>Criminal</b>	2021 7.5%	2022 9.5%
		<b>Traffic</b>	3,267	90%	24.0% ▲	+633	<b>Traffic</b>	91.2%	89.7%
		<b>Civil</b>	29	1%	-25.6% ▼	-10	<b>Civil</b>	1.3%	0.8%
		<b>GRAND TOTAL</b>	<b>3,643</b>	100%	26.1% ▲	+754	<b>GRAND TOTAL</b>	100%	100%

**Filings by Division & Code**



Division	Case Type Description	Code	Summary	Change	% Change	Absolute Change
<b>Criminal</b>	Misdemeanor	M	306	▲	+77.9%	+134
	Capias	CA	34	▲	+21.4%	+6
	Show Cause	SC	7	▲	+75.0%	+3
	Civil Violation	CV	0	▼	-100.0%	-10
	Felony	F	0	▼	-100.0%	-1
	Motion	MO	0	▼	-100.0%	-1
	<b>Total</b>			<b>347</b>	<b>▲</b>	<b>60.6%</b>
<b>Traffic</b>	Infraction	I	2,757	▲	+25.0%	+551
	Misdemeanor	M	335	▲	+15.5%	+45
	Civil Violation	CV	147	▲	+58.1%	+54
	Capias	CA	17	▲	+41.7%	+5
	Show Cause	SC	9	▼	-18.2%	-2
	Motion	MO	1	▲	-	+1
	Other	O	1	▼	-95.2%	-20
	Restricted Operators License	RL	0	▼	-100.0%	-1
<b>Total</b>			<b>3,267</b>	<b>▲</b>	<b>24.0%</b>	<b>+633</b>
<b>Civil</b>	Admin License	AL	21	▼	-36.4%	-12
	Protective Order	PO	4	▲	+300.0%	+3
	Impoundment	IM	2	▼	-33.3%	-1
	Bond Forfeiture	BF	1	↔	-	-
	Zoning Violation	ZO	1	▲	-	+1
	Other	OT	0	▼	-100.0%	-1
<b>Total</b>			<b>29</b>	<b>▼</b>	<b>-25.6%</b>	<b>-10</b>
<b>GRAND TOTAL</b>			<b>3,643</b>	<b>▲</b>	<b>26.1%</b>	<b>+754</b>

**Filings by Major Case Category\*\***

Category	Summary	Change	% Change	Absolute Change
Felony	0	▼	-100.0%	-1
Infraction/Civil Violation	2,905	▼	+24.7%	+575
Misdemeanor	642	▲	+38.7%	+179
Other	92	▲	-2.1%	-2
Protective Orders	4	▲	+300.0%	+3
<b>GRAND TOTAL</b>	<b>3,643</b>	<b>▲</b>	<b>26.1%</b>	<b>+754</b>

\* Compared to same time period as previous year

\*\* Case Type Categories are defined in the 2017 Virginia Judicial Workload Assessment  
 Source: SCV-SQL-Information

2022 Overall GRAND TOTAL		Distribution of Caseload			Change*		Percentage (%) of Caseload		
<b>17,145</b>	+464	<b>Criminal</b>	1,737	10%	-15.5% ▼	-319	<b>Criminal</b>	2021	2022
		<b>Traffic</b>	13,541	79%	5.6% ▲	+719	<b>Traffic</b>	12.3%	10.1%
2022 		<b>Civil</b>	1,769	10%	0.1% ▲	+2	<b>Civil</b>	76.9%	79.0%
2021 		<b>Civil Commitments</b>	98	1%	172.2% ▲	+62	<b>Civil Commitments</b>	10.6%	10.3%
		<b>GRAND TOTAL</b>	<b>17,145</b>	100%	2.8% ▲	+464	<b>GRAND TOTAL</b>	0.2%	0.6%
							<b>GRAND TOTAL</b>	100%	100%

Filings by Division & Code

Division	Case Type Description	Code	Summary	Change	% Change	Absolute Change
<b>Criminal</b>	Misdemeanor	M	1,094	▼	-14.9%	-192
	Felony	F	337	▼	-8.9%	-33
	Capias	CA	113	▼	-28.5%	-45
	Civil Violation	CV	110	▼	-21.4%	-30
	Show Cause	SC	83	▼	-18.6%	-19
	<b>Total</b>			<b>1,737</b>	▼	<b>-15.5%</b>
<b>Traffic</b>	Infraction	I	11,422	▲	+3.9%	+424
	Misdemeanor	M	2,000	▲	+15.3%	+265
	Capias	CA	56	▲	+16.7%	+8
	Felony	F	36	▲	+38.5%	+10
	Show Cause	SC	25	▲	+92.3%	+12
	Civil Violation	CV	2	↔		-
	<b>Total</b>			<b>13,541</b>	▲	<b>5.6%</b>
<b>Civil</b>	Warrant in Debt	WD	727	▼	-21.4%	-198
	Garnishment	GA	468	▲	+17.0%	+68
	Admin License	AL	134	▼	-2.9%	-4
	Unlawful Detainer	UD	132	▲	+53.5%	+46
	Preliminary Protective Order	PP	64	▲	+52.4%	+22
	Other	OT	54	▲	+217.6%	+37
	Protective Order	PO	54	▲	+38.5%	+15
	Impoundment	IM	32	▲	+14.3%	+4
	Interrogatory	IN	30	↔		-
	Show Cause	SC	25	▲	+78.6%	+11
	Zoning Violation	ZO	17	↔		-
	Detinue	DT	15	▲	+114.3%	+8
	Overweight	OC	10	↔		-
	Tenants Assertion	TA	3	▲	-	+3
	Petition-Restore Arms	PR	2	↔		-
	Bond Forfeiture	BF	1	↔		-
	Counter Claim	CC	1	▼	-50.0%	-1
	Abstract	AJ	0	▼	-100.0%	-3
	Cross Claim	CR	0	▼	-100.0%	-1
	Motion for Judgment	MJ	0	▼	-100.0%	-5
<b>Total</b>			<b>1,769</b>	▲	<b>0.1%</b>	<b>+2</b>
<b>Civil Commitments</b>	Temporary Detention Order	TD	66	▲	+144.4%	+39
	Emergency Custody Order	EC	32	▲	+300.0%	+24
	Medical Emergency Custody Order	ME	0	▼	-100.0%	-1
	<b>Total</b>			<b>98</b>	▲	<b>172.2%</b>
<b>GRAND TOTAL</b>			<b>17,145</b>	▲	2.8%	+464

Filings by Major Case Category\*\*

Category	Summary	Change	% Change	Absolute Change
Felony	373	▲	-5.8%	-23
Garnishment	498	▲	+15.8%	+68
General Civil	756	▼	-20.9%	-200
Infraction/Civil Violation	11,544	▼	+3.5%	+394
Landlord /Tenant	135	▲	+57.0%	+49
Misdemeanor	3,111	▲	+2.4%	+73

\* Compared to same time period as previous year


\*\* Case Type Categories are defined in the 2017 Virginia Judicial Workload Assessment

**CPSS - GCMS 10.01 CASELOAD STATISTICS OF THE GENERAL DISTRICT COURTS**  
 January 2022 thru December 2022 Filings (Compared to January 2021 thru December 2021)

Other	610	▲	+12.1%	+66
Protective Orders	118	▲	+45.7%	+37
<b>GRAND TOTAL</b>	<b>17,145</b>	▲	2.8%	+464

\* Compared to same time period as previous year

\*\* Case Type Categories are defined in the 2017 Virginia Judicial Workload Assessment  
 Source: SCV-SQL-Information

2022 Overall GRAND TOTAL		Distribution of Caseload			Change*		Percentage (%) of Caseload		
<b>50,497</b>	+74	<b>Criminal</b>	5,364	11%	9.4% ▲	+463	<b>Criminal</b>	2021 9.7%	2022 10.6%
		<b>Traffic</b>	28,168	56%	-1.0% ▼	-276	<b>Traffic</b>	56.4%	55.8%
2022		<b>Civil</b>	16,081	32%	-0.8% ▼	-128	<b>Civil</b>	32.1%	31.8%
2021		<b>Civil Commitments</b>	884	2%	1.7% ▲	+15	<b>Civil Commitments</b>	1.7%	1.8%
		<b>GRAND TOTAL</b>	<b>50,497</b>	100%	0.1% ▲	+74	<b>GRAND TOTAL</b>	100%	100%

**Filings by Division & Code**

Division	Case Type Description	Code	Summary	Change	% Change	Absolute Change	
<b>Criminal</b>	Misdemeanor	M	3,007	▲	+9.7%	+265	
	Felony	F	1,486	▲	+16.4%	+209	
	Capias	CA	395	▲	+9.1%	+33	
	Show Cause	SC	284	▼	-17.0%	-58	
	Civil Violation	CV	192	▲	+7.9%	+14	
	<b>Total</b>			<b>5,364</b>	▲	<b>9.4%</b>	<b>+463</b>
<b>Traffic</b>	Infraction	I	24,818	▼	-1.1%	-276	
	Misdemeanor	M	3,177	▲	+0.4%	+12	
	Capias	CA	84	▲	+3.7%	+3	
	Felony	F	57	▼	-1.7%	-1	
	Show Cause	SC	27	▼	-32.5%	-13	
	Restricted Operators License	RL	4	▼	-33.3%	-2	
	Civil Violation	CV	1	▲	-	+1	
	<b>Total</b>			<b>28,168</b>	▼	<b>-1.0%</b>	<b>-276</b>
<b>Civil</b>	Warrant in Debt	WD	8,121	▼	-23.8%	-2,536	
	Garnishment	GA	5,447	▲	+49.7%	+1,809	
	Unlawful Detainer	UD	887	▲	+104.4%	+453	
	Admin License	AL	313	▲	+10.6%	+30	
	Show Cause	SC	251	▲	+41.0%	+73	
	Interrogatory	IN	246	▲	+7.9%	+18	
	Preliminary Protective Order	PP	221	▲	+7.3%	+15	
	Protective Order	PO	198	▲	+24.5%	+39	
	Other	OT	197	▼	+7.1%	+13	
	Abstract	AJ	63	▲	+18.9%	+10	
	Counter Claim	CC	32	▲	+6.7%	+2	
	Capias	CA	29	▼	-38.3%	-18	
	Impoundment	IM	20	▼	-45.9%	-17	
	Overweight	OC	18	▼	-18.2%	-4	
	Detinue	DT	12	▼	-20.0%	-3	
	Bond Forfeiture	BF	11	▼	-38.9%	-7	
	Tenants Assertion	TA	6	▼	-40.0%	-4	
	Motion for Judgment	MJ	5	▲	+150.0%	+3	
	Mechanic's Lien	ML	2	▲	+100.0%	+1	
	Petition-Restore Arms	PR	2	↔	-	-	
	Restricted Operators License	RL	0	▼	-100.0%	-1	
	Third Party Claim	TH	0	▼	-100.0%	-4	
	<b>Total</b>			<b>16,081</b>	▼	<b>-0.8%</b>	<b>-128</b>
	<b>Civil Commitments</b>	Temporary Detention Order	TD	367	▼	-7.1%	-28
Mental Commitment		MC	337	▲	+12.7%	+38	
Emergency Custody Order		EC	151	▼	-2.6%	-4	
Other		OT	20	▲	+66.7%	+8	
Medical Emergency Temporary Detention Order		MT	8	▲	+166.7%	+5	
Petition		PT	1	▼	-66.7%	-2	
Medical Emergency Custody Order		ME	0	▼	-100.0%	-2	
<b>Total</b>			<b>884</b>	▲	<b>1.7%</b>	<b>+15</b>	
<b>GRAND TOTAL</b>			<b>50,497</b>	▲	0.1%	+74	

\* Compared to same time period as previous year

\*\* Case Type Categories are defined in the 2017 Virginia Judicial Workload Assessment



**Filings by Major Case Category\*\***

Category	Summary	Change	% Change	Absolute Change
Felony	1,543	▲	+15.6%	+208
Garnishment	5,693	▲	+47.3%	+1,827
General Civil	8,165	▲	-23.9%	-2,559
Infraction/Civil Violation	25,029	▲	-1.0%	-265
Involuntary Civil Commitments	21	↔	+40.0%	+6
Landlord /Tenant	893	▲	+101.1%	+449
Misdemeanor	6,188	▼	+4.6%	+274
Other	2,546	▼	+3.2%	+80
Protective Orders	419	▲	+14.8%	+54
<b>GRAND TOTAL</b>	<b>50,497</b>	▲	0.1%	+74

\* Compared to same time period as previous year

\*\* Case Type Categories are defined in the 2017 Virginia Judicial Workload Assessment  
 Source: SCV-SQL-Information

**CPSS - GCMS 10.01 CASELOAD STATISTICS OF THE GENERAL DISTRICT COURTS**  
 January 2022 thru December 2022 Filings (Compared to January 2021 thru December 2021)

2022 Overall GRAND TOTAL		Distribution of Caseload			Change*		Percentage (%) of Caseload		
<b>3,598</b>	+332	<b>Criminal</b>	280	8%	6.5% ▲	+17	<b>Criminal</b>	2021	2022
		<b>Traffic</b>	3,081	86%	12.0% ▲	+329	<b>Traffic</b>	84.3%	85.6%
		<b>Civil</b>	230	6%	-6.9% ▼	-17	<b>Civil</b>	7.6%	6.4%
		<b>Civil Commitments</b>	7	0%	75.0% ▲	+3	<b>Civil Commitments</b>	0.1%	0.2%
		<b>GRAND TOTAL</b>	<b>3,598</b>	100%	10.2% ▲	+332	<b>GRAND TOTAL</b>	100%	100%

**Filings by Division & Code**

Division	Case Type Description	Code	Summary	Change	% Change	Absolute Change
<b>Criminal</b>	Misdemeanor	M	164	▼	-2.4%	-4
	Felony	F	61	▲	+29.8%	+14
	Capias	CA	28	▲	+55.6%	+10
	Show Cause	SC	16	▼	-15.8%	-3
	Civil Violation	CV	11	▲	+10.0%	+1
	Motion	MO	0	▼	-100.0%	-1
	<b>Total</b>			<b>280</b>	<b>▲</b>	<b>6.5%</b>
<b>Traffic</b>	Infraction	I	2,616	▲	+17.8%	+396
	Misdemeanor	M	447	▼	-11.7%	-59
	Felony	F	7	▲	+16.7%	+1
	Capias	CA	6	▼	-60.0%	-9
	Show Cause	SC	5	▲	+66.7%	+2
	Restricted Operators License	RL	0	▼	-100.0%	-2
	<b>Total</b>			<b>3,081</b>	<b>▲</b>	<b>12.0%</b>
<b>Civil</b>	Warrant in Debt	WD	56	▼	-32.5%	-27
	Admin License	AL	47	▲	+6.8%	+3
	Impoundment	IM	46	▲	+4.5%	+2
	Garnishment	GA	42	▲	+55.6%	+15
	Unlawful Detainer	UD	16	▲	+166.7%	+10
	Other	OT	11	▼	-26.7%	-4
	Preliminary Protective Order	PP	4	▼	-63.6%	-7
	Protective Order	PO	3	▼	-70.0%	-7
	Abstract	AJ	1	▼	-66.7%	-2
	Bond Forfeiture	BF	1	↔		-
	Counter Claim	CC	1	↔		-
	Motion for Judgment	MJ	1	▲	-	+1
	Petition-Restore Arms	PR	1	▼	-50.0%	-1
<b>Total</b>			<b>230</b>	<b>▼</b>	<b>-6.9%</b>	<b>-17</b>
<b>Civil Commitments</b>	Emergency Custody Order	EC	3	▲	+200.0%	+2
	Temporary Detention Order	TD	3	▲	+50.0%	+1
	Mental Commitment	MC	1	↔		-
<b>Total</b>			<b>7</b>	<b>▲</b>	<b>75.0%</b>	<b>+3</b>
<b>GRAND TOTAL</b>			<b>3,598</b>	<b>▲</b>	<b>10.2%</b>	<b>+332</b>

**Filings by Major Case Category\*\***



Category	Summary	Change	% Change	Absolute Change
Felony	68	▲	+28.3%	+15
Garnishment	42	▲	+55.6%	+15
General Civil	61	▲	-31.5%	-28
Infraction/Civil Violation	2,627	▲	+17.8%	+397
Landlord /Tenant	16	▲	+166.7%	+10
Misdemeanor	611	▼	-9.6%	-65
Other	166	▲	+1.2%	+2
Protective Orders	7	▼	-66.7%	-14
<b>GRAND TOTAL</b>	<b>3,598</b>	<b>▲</b>	<b>10.2%</b>	<b>+332</b>

\* Compared to same time period as previous year

\*\* Case Type Categories are defined in the 2017 Virginia Judicial Workload Assessment



**CPSS - GCMS 10.01 CASELOAD STATISTICS OF THE GENERAL DISTRICT COURTS**  
 January 2022 thru December 2022 Filings (Compared to January 2021 thru December 2021)

2022 Overall GRAND TOTAL		Distribution of Caseload			Change*		Percentage (%) of Caseload		
<b>9,894</b>	+92	<b>Criminal</b>	1,480	15%	-0.7% ▼	-11	<b>Criminal</b>	2021	2022
		<b>Traffic</b>	5,678	57%	3.4% ▲	+189	<b>Traffic</b>	56.0%	57.4%
2022 		<b>Civil</b>	2,486	25%	1.6% ▲	+39	<b>Civil</b>	25.0%	25.1%
2021 		<b>Civil Commitments</b>	250	3%	-33.3% ▼	-125	<b>Civil Commitments</b>	3.8%	2.5%
		<b>GRAND TOTAL</b>	<b>9,894</b>	100%	0.9% ▲	+92	<b>GRAND TOTAL</b>	100%	100%

**Filings by Division & Code**

Division	Case Type Description	Code	Summary	Change	% Change	Absolute Change
<b>Criminal</b>	Misdemeanor	M	876	▲	+6.4%	+53
	Felony	F	409	▼	-4.9%	-21
	Capias	CA	101	▼	-19.2%	-24
	Show Cause	SC	66	▼	-16.5%	-13
	Civil Violation	CV	28	▼	-17.6%	-6
	<b>Total</b>			<b>1,480</b>	▼	<b>-0.7%</b>
<b>Traffic</b>	Infraction	I	4,075	▲	+5.9%	+226
	Misdemeanor	M	1,487	▲	+0.6%	+9
	Capias	CA	41	▼	-25.5%	-14
	Show Cause	SC	39	▼	-33.9%	-20
	Felony	F	23	▼	-34.3%	-12
	Civil Violation	CV	13	↔		-
<b>Total</b>			<b>5,678</b>	▲	<b>3.4%</b>	<b>+189</b>
<b>Civil</b>	Warrant in Debt	WD	930	▼	-18.6%	-212
	Garnishment	GA	664	▲	+9.0%	+55
	Unlawful Detainer	UD	369	▲	+100.5%	+185
	Detinue	DT	127	▲	+51.2%	+43
	Other	OT	103	▼	-28.0%	-40
	Protective Order	PO	64	▲	+8.5%	+5
	Preliminary Protective Order	PP	62	▼	-15.1%	-11
	Bond Forfeiture	BF	54	▲	+14.9%	+7
	Interrogatory	IN	39	▼	-18.8%	-9
	Admin License	AL	33	▲	+200.0%	+22
	Abstract	AJ	13	▼	-35.0%	-7
	Impoundment	IM	6	▼	-25.0%	-2
	Motion for Judgment	MJ	6	▲	+100.0%	+3
	Tenants Assertion	TA	5	▲	+150.0%	+3
	Show Cause	SC	4	↔		-
	Counter Claim	CC	3	▼	-25.0%	-1
	Overweight	OC	3	▲	+50.0%	+1
Petition-Restore Arms	PR	1	▼	-75.0%	-3	
<b>Total</b>			<b>2,486</b>	▲	<b>1.6%</b>	<b>+39</b>
<b>Civil Commitments</b>	Temporary Detention Order	TD	120	▼	-37.5%	-72
	Emergency Custody Order	EC	71	▼	-37.2%	-42
	Mental Commitment	MC	58	▼	-17.1%	-12
	Medical Emergency Temporary Detention Order	MT	1	▲	-	+1
<b>Total</b>			<b>250</b>	▼	<b>-33.3%</b>	<b>-125</b>
<b>GRAND TOTAL</b>			<b>9,894</b>	▲	0.9%	+92

**Filings by Major Case Category\*\***

Category	Summary	Change	% Change	Absolute Change
Felony	432	▼	-7.1%	-33
Garnishment	703	▼	+7.0%	+46
General Civil	1,065	▼	-14.2%	-176
Infraction/Civil Violation	4,119	▲	+5.7%	+221
Landlord /Tenant	374	▲	+101.1%	+188
Misdemeanor	2,363	▲	+2.7%	+62
Other	712	▲	-22.8%	-210

\* Compared to same time period as previous year

\*\* Case Type Categories are defined in the 2017 Virginia Judicial Workload Assessment

**CPSS - GCMS 10.01 CASELOAD STATISTICS OF THE GENERAL DISTRICT COURTS**  
January 2022 thru December 2022 Filings (Compared to January 2021 thru December 2021)

---

Protective Orders	126	▼	-4.5%	-6
<b>GRAND TOTAL</b>	<b>9,894</b>	▲	0.9%	+92

---

\* Compared to same time period as previous year

\*\* Case Type Categories are defined in the 2017 Virginia Judicial Workload Assessment  
Source: SCV-SQL-Information

**CPSS - GCMS 10.01 CASELOAD STATISTICS OF THE GENERAL DISTRICT COURTS**

January 2022 thru December 2022 Filings (Compared to January 2021 thru December 2021)

**Martinsville**

District: 21 FIPS: 690

2022 Overall GRAND TOTAL		Distribution of Caseload			Change*		Percentage (%) of Caseload		
<b>4,973</b>	+113	<b>Criminal</b>	955	19%	-3.0% ▼	-30	<b>Criminal</b>	20.3%	19.2%
		<b>Traffic</b>	2,549	51%	7.2% ▲	+172	<b>Traffic</b>	48.9%	51.3%
2022		<b>Civil</b>	1,168	23%	13.5% ▲	+139	<b>Civil</b>	21.2%	23.5%
2021		<b>Civil Commitments</b>	301	6%	-35.8% ▼	-168	<b>Civil Commitments</b>	9.7%	6.1%
		<b>GRAND TOTAL</b>	<b>4,973</b>	100%	2.3% ▲	+113	<b>GRAND TOTAL</b>	100%	100%

**Filings by Division & Code**

Division	Case Type Description	Code	Summary	Change	% Change	Absolute Change
<b>Criminal</b>	Misdemeanor	M	560	▲	+8.7%	+45
	Felony	F	290	▼	-12.1%	-40
	Capias	CA	54	▼	-15.6%	-10
	Show Cause	SC	43	▼	-34.8%	-23
	Civil Violation	CV	8	▼	-20.0%	-2
	<b>Total</b>			<b>955</b>	▼	<b>-3.0%</b>
<b>Traffic</b>	Infraction	I	1,845	▲	+19.6%	+302
	Misdemeanor	M	642	▼	-10.5%	-75
	Show Cause	SC	27	▼	-48.1%	-25
	Capias	CA	14	▼	-62.2%	-23
	Felony	F	11	▼	-26.7%	-4
	Civil Violation	CV	10	▼	-23.1%	-3
	<b>Total</b>			<b>2,549</b>	▲	<b>7.2%</b>
<b>Civil</b>	Garnishment	GA	482	▲	+7.3%	+33
	Warrant in Debt	WD	264	▼	-13.4%	-41
	Unlawful Detainer	UD	223	▲	+120.8%	+122
	Other	OT	56	▼	-6.7%	-4
	Admin License	AL	32	▲	+45.5%	+10
	Preliminary Protective Order	PP	29	▲	+61.1%	+11
	Protective Order	PO	29	▲	+31.8%	+7
	Bond Forfeiture	BF	27	▼	-10.0%	-3
	Abstract	AJ	7	▲	+133.3%	+4
	Impoundment	IM	6	▼	-25.0%	-2
	Detinue	DT	5	▲	+66.7%	+2
	Interrogatory	IN	4	▲	+100.0%	+2
	Show Cause	SC	2	▲	+100.0%	+1
	Counter Claim	CC	1	↔		-
	Motion for Judgment	MJ	1	▲	-	+1
	Attachment	AT	0	▼	-100.0%	-1
	Tenants Assertion	TA	0	▼	-100.0%	-3
<b>Total</b>			<b>1,168</b>	▲	<b>13.5%</b>	<b>+139</b>
<b>Civil Commitments</b>	Emergency Custody Order	EC	137	▼	-37.4%	-82
	Temporary Detention Order	TD	83	▼	-32.5%	-40
	Mental Commitment	MC	80	▼	-37.0%	-47
	Petition	PT	1	▲	-	+1
<b>Total</b>			<b>301</b>	▼	<b>-35.8%</b>	<b>-168</b>
<b>GRAND TOTAL</b>			<b>4,973</b>	▲	2.3%	+113

**Filings by Major Case Category\*\***

Category	Summary	Change	% Change	Absolute Change
Felony	301	▼	-12.8%	-44
Garnishment	486	▲	+7.8%	+35
General Civil	271	▲	-13.7%	-43
Infraction/Civil Violation	1,863	▼	+19.0%	+297
Involuntary Civil Commitments	1	▲	-	+1
Landlord /Tenant	223	▲	+114.4%	+119
Misdemeanor	1,202	▼	-2.4%	-30

\* Compared to same time period as previous year

\*\* Case Type Categories are defined in the 2017 Virginia Judicial Workload Assessment

**CPSS - GCMS 10.01 CASELOAD STATISTICS OF THE GENERAL DISTRICT COURTS**

**Martinsville**

January 2022 thru December 2022 Filings (Compared to January 2021 thru December 2021)



District: 21 FIPS: 690

Other	568	▼	-29.7%	-240
Protective Orders	58	▲	+45.0%	+18
<b>GRAND TOTAL</b>	<b>4,973</b>	▲	2.3%	+113

\* Compared to same time period as previous year

\*\* Case Type Categories are defined in the 2017 Virginia Judicial Workload Assessment  
Source: SCV-SQL-Information

**CPSS - GCMS 10.01 CASELOAD STATISTICS OF THE GENERAL DISTRICT COURTS**  
 January 2022 thru December 2022 Filings (Compared to January 2021 thru December 2021)

2022 Overall GRAND TOTAL		Distribution of Caseload			Change*		Percentage (%) of Caseload		
<b>2,632</b>	+100	<b>Criminal</b>	420	16%	-3.9% ▼	-17	<b>Criminal</b>	2021	2022
		<b>Traffic</b>	1,694	64%	9.4% ▲	+146	<b>Traffic</b>	61.1%	64.4%
2022 		<b>Civil</b>	451	17%	-5.5% ▼	-26	<b>Civil</b>	18.8%	17.1%
2021 		<b>Civil Commitments</b>	67	3%	-4.3% ▼	-3	<b>Civil Commitments</b>	2.8%	2.5%
		<b>GRAND TOTAL</b>	<b>2,632</b>	100%	3.9% ▲	+100	<b>GRAND TOTAL</b>	100%	100%

**Filings by Division & Code**

Division	Case Type Description	Code	Summary	Change	% Change	Absolute Change
<b>Criminal</b>	Misdemeanor	M	274	▲	+1.1%	+3
	Felony	F	84	▼	-22.9%	-25
	Capias	CA	34	▲	+25.9%	+7
	Show Cause	SC	21	▼	-8.7%	-2
	Civil Violation	CV	7	↔		-
	<b>Total</b>			<b>420</b>	▼	<b>-3.9%</b>
<b>Traffic</b>	Infraction	I	1,299	▲	+3.7%	+46
	Misdemeanor	M	383	▲	+35.8%	+101
	Felony	F	5	▼	-28.6%	-2
	Show Cause	SC	5	▲	+66.7%	+2
	Capias	CA	2	▼	-33.3%	-1
	<b>Total</b>			<b>1,694</b>	▲	<b>9.4%</b>
<b>Civil</b>	Warrant in Debt	WD	171	▼	-26.0%	-60
	Garnishment	GA	116	▲	+36.5%	+31
	Unlawful Detainer	UD	37	▲	+15.6%	+5
	Preliminary Protective Order	PP	31	▲	+63.2%	+12
	Other	OT	27	▲	+12.5%	+3
	Protective Order	PO	17	▼	-5.6%	-1
	Show Cause	SC	15	▲	+1,400.0%	+14
	Bond Forfeiture	BF	14	▼	-17.6%	-3
	Admin License	AL	9	▲	+28.6%	+2
	Interrogatory	IN	7	▼	-65.0%	-13
	Abstract	AJ	2	▼	-50.0%	-2
	Impoundment	IM	2	▼	-77.8%	-7
	Capias	CA	1	▲	-	+1
	Motion for Judgment	MJ	1	▲	-	+1
	Restricted Operators License	RL	1	▲	-	+1
	Counter Claim	CC	0	▼	-100.0%	-1
	Detinue	DT	0	▼	-100.0%	-1
	Overweight	OC	0	▼	-100.0%	-8
<b>Total</b>			<b>451</b>	▼	<b>-5.5%</b>	<b>-26</b>
<b>Civil Commitments</b>	Temporary Detention Order	TD	45	▼	-4.3%	-2
	Emergency Custody Order	EC	22	▼	-4.3%	-1
	<b>Total</b>		<b>67</b>	▼	<b>-4.3%</b>	<b>-3</b>
<b>GRAND TOTAL</b>			<b>2,632</b>	▲	3.9%	+100

**Filings by Major Case Category\*\***

Category	Summary	Change	% Change	Absolute Change
Felony	89	▼	-23.3%	-27
Garnishment	123	▼	+17.1%	+18
General Civil	174	▲	-25.3%	-59
Infraction/Civil Violation	1,306	▼	+3.0%	+38
Landlord /Tenant	37	▲	+15.6%	+5
Misdemeanor	658	▲	+19.0%	+105
Other	197	▲	+4.8%	+9
Protective Orders	48	▲	+29.7%	+11
<b>GRAND TOTAL</b>	<b>2,632</b>	▲	3.9%	+100



\* Compared to same time period as previous year

\*\* Case Type Categories are defined in the 2017 Virginia Judicial Workload Assessment

\* Compared to same time period as previous year

\*\* Case Type Categories are defined in the 2017 Virginia Judicial Workload Assessment  
Source: SCV-SQL-Information

**CPSS - GCMS 10.01 CASELOAD STATISTICS OF THE GENERAL DISTRICT COURTS**  
 January 2022 thru December 2022 Filings (Compared to January 2021 thru December 2021)

2022 Overall GRAND TOTAL		Distribution of Caseload			Change*		Percentage (%) of Caseload		
<b>13,109</b>	-1,302	<b>Criminal</b>	3,788	29%	10.4% ▲	+356	<b>Criminal</b>	2021	2022
		<b>Traffic</b>	3,727	28%	-26.2% ▼	-1,320	<b>Traffic</b>	23.8%	28.9%
2022 		<b>Civil</b>	4,569	35%	-3.2% ▼	-153	<b>Civil</b>	35.0%	28.4%
2021 		<b>Civil Commitments</b>	1,025	8%	-15.3% ▼	-185	<b>Civil Commitments</b>	32.8%	34.9%
		<b>GRAND TOTAL</b>	<b>13,109</b>	100%	-9.0% ▼	-1,302	<b>GRAND TOTAL</b>	8.4%	7.8%
							<b>GRAND TOTAL</b>	100%	100%

**Filings by Division & Code**

Division	Case Type Description	Code	Summary	Change	% Change	Absolute Change
<b>Criminal</b>	Misdemeanor	M	2,360	▲	+12.3%	+258
	Felony	F	864	▲	+6.3%	+51
	Capias	CA	424	▲	+21.5%	+75
	Show Cause	SC	78	▲	+16.4%	+11
	Civil Violation	CV	40	▼	-50.0%	-40
	Motion	MO	15	▼	-28.6%	-6
	Restricted Operators License	RL	7	▲	-	+7
	<b>Total</b>			<b>3,788</b>	<b>▲</b>	<b>10.4%</b>
<b>Traffic</b>	Infraction	I	2,547	▼	-28.0%	-991
	Misdemeanor	M	1,110	▼	-22.1%	-314
	Capias	CA	32	▲	+52.4%	+11
	Felony	F	29	▼	-31.0%	-13
	Restricted Operators License	RL	5	▼	-37.5%	-3
	Civil Violation	CV	2	▼	-71.4%	-5
	Motion	MO	1	▼	-80.0%	-4
	Show Cause	SC	1	▼	-50.0%	-1
<b>Total</b>			<b>3,727</b>	<b>▼</b>	<b>-26.2%</b>	<b>-1,320</b>
<b>Civil</b>	Warrant in Debt	WD	1,270	▼	-19.2%	-301
	Unlawful Detainer	UD	1,146	▲	+17.4%	+170
	Garnishment	GA	955	▼	-0.6%	-6
	Detinue	DT	524	▼	-3.1%	-17
	Other	OT	276	▲	-11.8%	-37
	Bond Forfeiture	BF	98	▲	+24.1%	+19
	Protective Order	PO	92	▼	-4.2%	-4
	Preliminary Protective Order	PP	91	▼	-1.1%	-1
	Admin License	AL	57	▲	+42.5%	+17
	Abstract	AJ	27	▼	-6.9%	-2
	Impoundment	IM	8	▲	+100.0%	+4
	Petition-Restore Arms	PR	7	▲	+133.3%	+4
	Tenants Assertion	TA	6	▲	+200.0%	+4
	Counter Claim	CC	3	▲	+200.0%	+2
	Interrogatory	IN	3	▼	-40.0%	-2
	Motion for Judgment	MJ	3	▲	+50.0%	+1
Show Cause	SC	3	▼	-50.0%	-3	
Capias	CA	0	▼	-100.0%	-1	
<b>Total</b>			<b>4,569</b>	<b>▼</b>	<b>-3.2%</b>	<b>-153</b>
<b>Civil Commitments</b>	Mental Commitment	MC	484	▼	-22.2%	-138
	Temporary Detention Order	TD	235	▼	-12.0%	-32
	Emergency Custody Order	EC	152	▼	-23.2%	-46
	Other	OT	143	▲	+20.2%	+24
	Petition	PT	11	▲	+175.0%	+7
<b>Total</b>			<b>1,025</b>	<b>▼</b>	<b>-15.3%</b>	<b>-185</b>
<b>GRAND TOTAL</b>			<b>13,109</b>	<b>▼</b>	<b>-9.0%</b>	<b>-1,302</b>

**Filings by Major Case Category\*\***

Category	Summary	Change	% Change	Absolute Change
Felony	893	▼	+4.4%	+38
Garnishment	958	▼	-0.8%	-8

\* Compared to same time period as previous year

\*\* Case Type Categories are defined in the 2017 Virginia Judicial Workload Assessment

**CPSS - GCMS 10.01 CASELOAD STATISTICS OF THE GENERAL DISTRICT COURTS**

**Danville**

January 2022 thru December 2022 Filings (Compared to January 2021 thru December 2021)



District: 22 FIPS: 590

General Civil	1,811	▲	-14.7%	-311
Infraction/Civil Violation	2,589	▼	-28.6%	-1,036
Involuntary Civil Commitments	154	▲	+25.2%	+31
Landlord /Tenant	1,152	▲	+17.8%	+174
Misdemeanor	3,482	▲	-1.5%	-52
Other	1,887	▲	-6.6%	-133
Protective Orders	183	▼	-2.7%	-5
<b>GRAND TOTAL</b>	<b>13,109</b>	▼	-9.0%	-1,302

\* Compared to same time period as previous year

\*\* Case Type Categories are defined in the 2017 Virginia Judicial Workload Assessment  
Source: SCV-SQL-Information



2022 Overall GRAND TOTAL		Distribution of Caseload			Change*		Percentage (%) of Caseload		
<b>9,867</b>	+74	<b>Criminal</b>	1,763	18%	6.5% ▲	+108	<b>Criminal</b>	2021 16.9%	2022 17.9%
		<b>Traffic</b>	5,755	58%	1.3% ▲	+75	<b>Traffic</b>	58.0%	58.3%
2022 		<b>Civil</b>	2,181	22%	-5.5% ▼	-128	<b>Civil</b>	23.6%	22.1%
2021 		<b>Civil Commitments</b>	168	2%	12.8% ▲	+19	<b>Civil Commitments</b>	1.5%	1.7%
		<b>GRAND TOTAL</b>	<b>9,867</b>	100%	0.8% ▲	+74	<b>GRAND TOTAL</b>	100%	100%

Filings by Division & Code

Division	Case Type Description	Code	Summary	Change	% Change	Absolute Change
<b>Criminal</b>	Misdemeanor	M	1,237	▲	+2.3%	+28
	Felony	F	295	▲	+14.3%	+37
	Capias	CA	118	▼	-7.1%	-9
	Show Cause	SC	73	▲	+102.8%	+37
	Civil Violation	CV	40	▲	+60.0%	+15
	<b>Total</b>			<b>1,763</b>	<b>▲</b>	<b>6.5%</b>
<b>Traffic</b>	Infraction	I	4,600	▲	+7.6%	+324
	Misdemeanor	M	1,038	▼	-15.3%	-188
	Capias	CA	75	▼	-51.6%	-80
	Felony	F	37	▲	+105.6%	+19
	Show Cause	SC	4	▲	+100.0%	+2
	Civil Violation	CV	1	▼	-66.7%	-2
	<b>Total</b>			<b>5,755</b>	<b>▲</b>	<b>1.3%</b>
<b>Civil</b>	Warrant in Debt	WD	756	▼	-27.0%	-280
	Garnishment	GA	680	▲	+7.1%	+45
	Unlawful Detainer	UD	249	▲	+67.1%	+100
	Other	OT	143	▲	+25.4%	+29
	Detinue	DT	71	▲	+61.4%	+27
	Interrogatory	IN	69	▼	-43.9%	-54
	Admin License	AL	63	▲	+28.6%	+14
	Preliminary Protective Order	PP	44	▲	+22.2%	+8
	Impoundment	IM	32	▲	+88.2%	+15
	Bond Forfeiture	BF	28	▼	-36.4%	-16
	Show Cause	SC	24	▼	-22.6%	-7
	Protective Order	PO	14	▼	-17.6%	-3
	Abstract	AJ	3	↔	-	-
	Overweight	OC	2	▲	-	+2
	Counter Claim	CC	1	▼	-80.0%	-4
	Motion for Judgment	MJ	1	▼	-50.0%	-1
	Tenants Assertion	TA	1	▼	-75.0%	-3
<b>Total</b>			<b>2,181</b>	<b>▼</b>	<b>-5.5%</b>	<b>-128</b>
<b>Civil Commitments</b>	Temporary Detention Order	TD	90	▲	+15.4%	+12
	Emergency Custody Order	EC	67	▼	-1.5%	-1
	Mental Commitment	MC	11	▲	+450.0%	+9
	Medical Emergency Custody Order	ME	0	▼	-100.0%	-1
<b>Total</b>			<b>168</b>	<b>▲</b>	<b>12.8%</b>	<b>+19</b>
<b>GRAND TOTAL</b>			<b>9,867</b>	<b>▲</b>	<b>0.8%</b>	<b>+74</b>

Filings by Major Case Category\*\*

Category	Summary	Change	% Change	Absolute Change
Felony	332	▲	+20.3%	+56
Garnishment	749	▼	-1.2%	-9
General Civil	839	▲	-22.9%	-249
Infraction/Civil Violation	4,643	▲	+7.9%	+339
Landlord /Tenant	250	▼	+63.4%	+97
Misdemeanor	2,275	▼	-6.6%	-160
Other	721	▲	-0.7%	-5

\* Compared to same time period as previous year

\*\* Case Type Categories are defined in the 2017 Virginia Judicial Workload Assessment

**CPSS - GCMS 10.01 CASELOAD STATISTICS OF THE GENERAL DISTRICT COURTS**  
 January 2022 thru December 2022 Filings (Compared to January 2021 thru December 2021)

Protective Orders	58	▲	+9.4%	+5
<b>GRAND TOTAL</b>	<b>9,867</b>	▲	0.8%	+74

\* Compared to same time period as previous year

\*\* Case Type Categories are defined in the 2017 Virginia Judicial Workload Assessment  
 Source: SCV-SQL-Information

2022 Overall GRAND TOTAL		Distribution of Caseload			Change*		Percentage (%) of Caseload			
<b>8,473</b>	-2,056	<b>Criminal</b>	965	11%	-0.4%	▼	-4	<b>Criminal</b>	2021: 9.2%	2022: 11.4%
		<b>Traffic</b>	4,913	58%	-28.0%	▼	-1,907	<b>Traffic</b>	64.8%	58.0%
2022		<b>Civil</b>	2,402	28%	-5.8%	▼	-149	<b>Civil</b>	24.2%	28.3%
2021		<b>Civil Commitments</b>	193	2%	2.1%	▲	+4	<b>Civil Commitments</b>	1.8%	2.3%
		<b>GRAND TOTAL</b>	<b>8,473</b>	100%	-19.5%	▼	-2,056	<b>GRAND TOTAL</b>	100%	100%

Filings by Division & Code

Division	Case Type Description	Code	Summary	Change	% Change	Absolute Change
<b>Criminal</b>	Misdemeanor	M	646	▲	+1.7%	+11
	Felony	F	191	▲	+1.6%	+3
	Capias	CA	63	▼	-3.1%	-2
	Show Cause	SC	37	▼	-27.5%	-14
	Civil Violation	CV	28	▼	-6.7%	-2
	<b>Total</b>			<b>965</b>	▼	<b>-0.4%</b>
<b>Traffic</b>	Infraction	I	4,077	▼	-27.6%	-1,555
	Misdemeanor	M	805	▼	-26.0%	-283
	Capias	CA	18	▼	-79.1%	-68
	Felony	F	10	▼	-16.7%	-2
	Show Cause	SC	3	▲	+50.0%	+1
	<b>Total</b>			<b>4,913</b>	▼	<b>-28.0%</b>
<b>Civil</b>	Warrant in Debt	WD	1,114	▼	-24.8%	-368
	Garnishment	GA	675	▲	+28.6%	+150
	Unlawful Detainer	UD	308	▲	+25.7%	+63
	Other	OT	137	▼	+1.5%	+2
	Preliminary Protective Order	PP	55	▲	+77.4%	+24
	Abstract	AJ	21	▲	+61.5%	+8
	Protective Order	PO	19	▲	+35.7%	+5
	Detinue	DT	15	▲	+7.1%	+1
	Admin License	AL	14	▲	+7.7%	+1
	Interrogatory	IN	11	▼	-68.6%	-24
	Bond Forfeiture	BF	10	▼	-9.1%	-1
	Impoundment	IM	8	▼	-20.0%	-2
	Tenants Assertion	TA	4	▲	+100.0%	+2
	Overweight	OC	3	▲	+200.0%	+2
	Petition-Restore Arms	PR	3	▼	-25.0%	-1
	Show Cause	SC	3	▼	-78.6%	-11
	Counter Claim	CC	1	↔		-
Motion for Judgment	MJ	1	↔		-	
<b>Total</b>			<b>2,402</b>	▼	<b>-5.8%</b>	<b>-149</b>
<b>Civil Commitments</b>	Temporary Detention Order	TD	114	▲	+5.6%	+6
	Emergency Custody Order	EC	73	▼	-9.9%	-8
	Mental Commitment	MC	3	▲	-	+3
	Petition	PT	3	▲	-	+3
<b>Total</b>			<b>193</b>	▲	<b>2.1%</b>	<b>+4</b>
<b>GRAND TOTAL</b>			<b>8,473</b>	▼	-19.5%	-2,056

Filings by Major Case Category\*\*

Category	Summary	Change	% Change	Absolute Change
Felony	201	▼	+0.5%	+1
Garnishment	686	▼	+22.5%	+126
General Civil	1,137	▼	-24.7%	-372
Infraction/Civil Violation	4,108	▲	-27.5%	-1,555
Involuntary Civil Commitments	3	▲	-	+3
Landlord /Tenant	312	▲	+26.3%	+65
Misdemeanor	1,451	▼	-15.8%	-272

\* Compared to same time period as previous year



\*\* Case Type Categories are defined in the 2017 Virginia Judicial Workload Assessment

**CPSS - GCMS 10.01 CASELOAD STATISTICS OF THE GENERAL DISTRICT COURTS**  
January 2022 thru December 2022 Filings (Compared to January 2021 thru December 2021)

Other	501	▲	-13.9%	-81
Protective Orders	74	▲	+64.4%	+29
<b>GRAND TOTAL</b>	<b>8,473</b>	▼	-19.5%	-2,056

\* Compared to same time period as previous year

\*\* Case Type Categories are defined in the 2017 Virginia Judicial Workload Assessment  
Source: SCV-SQL-Information

2022 Overall GRAND TOTAL		Distribution of Caseload			Change*		Percentage (%) of Caseload		
<b>26,552</b>	+2,899	<b>Criminal</b>	4,598	17%	4.0% ▲	+176	<b>Criminal</b>	2021 18.7%	2022 17.3%
		<b>Traffic</b>	10,477	39%	37.2% ▲	+2,840	<b>Traffic</b>	32.3%	39.5%
		<b>Civil</b>	10,340	39%	0.0% ▼	-5	<b>Civil</b>	43.7%	38.9%
		<b>Civil Commitments</b>	1,137	4%	-9.0% ▼	-112	<b>Civil Commitments</b>	5.3%	4.3%
		<b>GRAND TOTAL</b>	<b>26,552</b>	100%	12.3% ▲	+2,899	<b>GRAND TOTAL</b>	100%	100%

Filings by Division & Code

Division	Case Type Description	Code	Summary	Change	% Change	Absolute Change
<b>Criminal</b>	Misdemeanor	M	3,104	▲	+4.0%	+120
	Felony	F	1,238	▲	+9.3%	+105
	Capias	CA	130	▼	-16.1%	-25
	Show Cause	SC	84	▲	+7.7%	+6
	Civil Violation	CV	34	▼	-39.3%	-22
	Motion	MO	6	▼	-57.1%	-8
	Restricted Operators License	RL	2	↔		-
	<b>Total</b>			<b>4,598</b>	<b>▲</b>	<b>4.0%</b>
<b>Traffic</b>	Infraction	I	7,651	▲	+43.3%	+2,311
	Misdemeanor	M	2,497	▲	+25.0%	+500
	Felony	F	126	▲	+43.2%	+38
	Show Cause	SC	87	▼	-8.4%	-8
	Civil Violation	CV	34	▼	-15.0%	-6
	Capias	CA	31	▲	+210.0%	+21
	Restricted Operators License	RL	31	▼	-20.5%	-8
	Motion	MO	18	▼	-35.7%	-10
	Other	O	2	▲	-	+2
<b>Total</b>			<b>10,477</b>	<b>▲</b>	<b>37.2%</b>	<b>+2,840</b>
<b>Civil</b>	Garnishment	GA	3,281	▲	+5.1%	+160
	Warrant in Debt	WD	2,486	▼	-18.8%	-577
	Unlawful Detainer	UD	2,061	▲	+65.7%	+817
	Detinue	DT	612	▲	+10.5%	+58
	Other	OT	608	▼	-15.0%	-107
	Preliminary Protective Order	PP	298	▲	+2.8%	+8
	Show Cause	SC	265	▼	-32.7%	-129
	Interrogatory	IN	261	▼	-50.6%	-267
	Protective Order	PO	111	▲	+14.4%	+14
	Bond Forfeiture	BF	110	▼	-5.2%	-6
	Admin License	AL	90	▲	+20.0%	+15
	Abstract	AJ	52	▼	-11.9%	-7
	Tenants Assertion	TA	34	▲	+25.9%	+7
	Capias	CA	27	▲	+22.7%	+5
	Impoundment	IM	19	▼	-17.4%	-4
	Counter Claim	CC	15	▲	+50.0%	+5
	Petition-Restore Arms	PR	4	▲	+33.3%	+1
	Cross Claim	CR	2	↔		-
Motion for Judgment	MJ	2	▲	+100.0%	+1	
Third Party Claim	TH	2	▲	-	+2	
Attachment	AT	0	▼	-100.0%	-1	
<b>Total</b>			<b>10,340</b>	<b>▼</b>	<b>0.0%</b>	<b>-5</b>
<b>Civil Commitments</b>	Temporary Detention Order	TD	454	▼	-0.4%	-2
	Mental Commitment	MC	283	▼	-6.6%	-20
	Emergency Custody Order	EC	238	▼	-18.8%	-55
	Medical Emergency Temporary Detention Order	MT	110	▼	-26.2%	-39
	Other	OT	52	▲	+10.6%	+5
	Medical Emergency Custody Order	ME	0	▼	-100.0%	-1
<b>Total</b>			<b>1,137</b>	<b>▼</b>	<b>-9.0%</b>	<b>-112</b>
<b>GRAND TOTAL</b>			<b>26,552</b>	<b>▲</b>	<b>12.3%</b>	<b>+2,899</b>

\* Compared to same time period as previous year

\*\* Case Type Categories are defined in the 2017 Virginia Judicial Workload Assessment

**CPSS - GCMS 10.01 CASELOAD STATISTICS OF THE GENERAL DISTRICT COURTS**  
 January 2022 thru December 2022 Filings (Compared to January 2021 thru December 2021)

**Roanoke**



District: 23 FIPS: 770

**Filings by Major Case Category\*\***

Category	Summary	Change	% Change	Absolute Change
Felony	1,364	▲	+11.7%	+143
Garnishment	3,542	▼	-2.9%	-107
General Civil	3,143	▲	-14.2%	-519
Infraction/Civil Violation	7,721	▲	+42.0%	+2,285
Involuntary Civil Commitments	52	▲	+10.6%	+5
Landlord /Tenant	2,095	▲	+64.8%	+824
Misdemeanor	5,634	▲	+12.2%	+612
Other	2,592	▲	-12.4%	-366
Protective Orders	409	▲	+5.7%	+22
<b>GRAND TOTAL</b>	<b>26,552</b>	▲	12.3%	+2,899

\* Compared to same time period as previous year

\*\* Case Type Categories are defined in the 2017 Virginia Judicial Workload Assessment  
 Source: SCV-SQL-Information

2022 Overall GRAND TOTAL		Distribution of Caseload			Change*		Percentage (%) of Caseload		
<b>25,520</b>	+739	<b>Criminal</b>	2,569	10%	-3.8% ▼	-101	<b>Criminal</b>	2021	2022
		<b>Traffic</b>	18,578	73%	6.0% ▲	+1,056	<b>Traffic</b>	10.8%	10.1%
		<b>Civil</b>	3,391	13%	-3.3% ▼	-116	<b>Civil</b>	70.7%	72.8%
		<b>Civil Commitments</b>	982	4%	-9.2% ▼	-100	<b>Civil Commitments</b>	14.2%	13.3%
		<b>GRAND TOTAL</b>	<b>25,520</b>	100%	3.0% ▲	+739	<b>GRAND TOTAL</b>	4.4%	3.8%
							<b>GRAND TOTAL</b>	100%	100%

**Filings by Division & Code**

Division	Case Type Description	Code	Summary	Change	% Change	Absolute Change
<b>Criminal</b>	Misdemeanor	M	1,681	▼	-7.6%	-138
	Felony	F	667	▲	+14.2%	+83
	Show Cause	SC	101	▼	-7.3%	-8
	Capias	CA	86	▼	-16.5%	-17
	Civil Violation	CV	34	▼	-38.2%	-21
	<b>Total</b>			<b>2,569</b>	▼	<b>-3.8%</b>
<b>Traffic</b>	Infraction	I	14,642	▲	+10.5%	+1,391
	Misdemeanor	M	3,561	▼	-8.4%	-328
	Show Cause	SC	149	▼	-13.4%	-23
	Capias	CA	108	▲	+21.3%	+19
	Felony	F	60	▲	+7.1%	+4
	Civil Violation	CV	41	▼	-12.8%	-6
	Restricted Operators License	RL	17	↔		-
	Other	O	0	▼	-100.0%	-1
<b>Total</b>			<b>18,578</b>	▲	<b>6.0%</b>	<b>+1,056</b>
<b>Civil</b>	Warrant in Debt	WD	1,236	▼	-22.9%	-368
	Garnishment	GA	785	▲	+6.8%	+50
	Unlawful Detainer	UD	481	▲	+128.0%	+270
	Other	OT	172	▲	-3.4%	-6
	Interrogatory	IN	140	▼	-11.9%	-19
	Admin License	AL	128	▼	-16.3%	-25
	Preliminary Protective Order	PP	98	▲	+15.3%	+13
	Show Cause	SC	97	▼	-17.8%	-21
	Protective Order	PO	85	▲	+21.4%	+15
	Bond Forfeiture	BF	82	▼	-22.6%	-24
	Impoundment	IM	29	▼	-9.4%	-3
	Abstract	AJ	18	▼	-10.0%	-2
	Capias	CA	15	▲	+114.3%	+8
	Tenants Assertion	TA	10	▲	+66.7%	+4
	Detinue	DT	7	▼	-50.0%	-7
	Counter Claim	CC	3	▼	-62.5%	-5
	Petition-Restore Arms	PR	3	▲	+200.0%	+2
Motion for Judgment	MJ	1	▲	-	+1	
Third Party Claim	TH	1	▲	-	+1	
<b>Total</b>			<b>3,391</b>	▼	<b>-3.3%</b>	<b>-116</b>
<b>Civil Commitments</b>	Mental Commitment	MC	629	▼	-5.7%	-38
	Temporary Detention Order	TD	166	▼	-30.0%	-71
	Emergency Custody Order	EC	97	▼	-14.2%	-16
	Other	OT	89	▲	+39.1%	+25
	Medical Emergency Temporary Detention Order	MT	1	↔		-
<b>Total</b>			<b>982</b>	▼	<b>-9.2%</b>	<b>-100</b>
<b>GRAND TOTAL</b>			<b>25,520</b>	▲	3.0%	+739

**Filings by Major Case Category\*\***

Category	Summary	Change	% Change	Absolute Change
Felony	727	▲	+13.6%	+87
Garnishment	925	▼	+3.5%	+31
General Civil	1,274	▲	-22.3%	-366

\* Compared to same time period as previous year

\*\* Case Type Categories are defined in the 2017 Virginia Judicial Workload Assessment

**CPSS - GCMS 10.01 CASELOAD STATISTICS OF THE GENERAL DISTRICT COURTS**  
 January 2022 thru December 2022 Filings (Compared to January 2021 thru December 2021)

**Roanoke County**

District: 23 FIPS: 161



Infraction/Civil Violation	14,717	▼	+10.2%	+1,363
Involuntary Civil Commitments	89	▲	+39.1%	+25
Landlord /Tenant	491	▲	+126.3%	+274
Misdemeanor	5,259	▼	-8.1%	-466
Other	1,855	▲	-11.3%	-237
Protective Orders	183	▲	+18.1%	+28
<b>GRAND TOTAL</b>	<b>25,520</b>	▲	3.0%	+739

\* Compared to same time period as previous year

\*\* Case Type Categories are defined in the 2017 Virginia Judicial Workload Assessment  
 Source: SCV-SQL-Information



**CPSS - GCMS 10.01 CASELOAD STATISTICS OF THE GENERAL DISTRICT COURTS**  
 January 2022 thru December 2022 Filings (Compared to January 2021 thru December 2021)

2022 Overall GRAND TOTAL		Distribution of Caseload			Change*		Percentage (%) of Caseload		
<b>8,965</b>	+1,210	<b>Criminal</b>	1,425	16%	2.8% ▲	+39	<b>Criminal</b>	2021	2022
		<b>Traffic</b>	5,107	57%	31.1% ▲	+1,211	<b>Traffic</b>	50.2%	57.0%
		<b>Civil</b>	1,449	16%	1.5% ▲	+22	<b>Civil</b>	18.4%	16.2%
		<b>Civil Commitments</b>	984	11%	-5.9% ▼	-62	<b>Civil Commitments</b>	13.5%	11.0%
		<b>GRAND TOTAL</b>	<b>8,965</b>	100%	15.6% ▲	+1,210	<b>GRAND TOTAL</b>	100%	100%

**Filings by Division & Code**

Division	Case Type Description	Code	Summary	Change	% Change	Absolute Change
<b>Criminal</b>	Misdemeanor	M	902	▼	-5.0%	-47
	Felony	F	328	▲	+18.4%	+51
	Capias	CA	83	▲	+25.8%	+17
	Show Cause	SC	81	▲	+22.7%	+15
	Civil Violation	CV	31	▲	+10.7%	+3
	<b>Total</b>			<b>1,425</b>	<b>▲</b>	<b>2.8%</b>
<b>Traffic</b>	Infraction	I	4,156	▲	+36.2%	+1,104
	Misdemeanor	M	882	▲	+16.1%	+122
	Show Cause	SC	25	▼	-34.2%	-13
	Felony	F	21	▼	-25.0%	-7
	Capias	CA	17	▲	+70.0%	+7
	Civil Violation	CV	2	↔		-
	Other	O	2	▼	-33.3%	-1
	Restricted Operators License	RL	2	▼	-33.3%	-1
	<b>Total</b>			<b>5,107</b>	<b>▲</b>	<b>31.1%</b>
<b>Civil</b>	Warrant in Debt	WD	421	▼	-25.7%	-146
	Garnishment	GA	346	▲	+23.1%	+65
	Unlawful Detainer	UD	278	▲	+100.0%	+139
	Detinue	DT	108	▼	-6.1%	-7
	Other	OT	84	▲	+10.5%	+8
	Admin License	AL	47	▲	+51.6%	+16
	Interrogatory	IN	39	▼	-39.1%	-25
	Show Cause	SC	32	▼	-38.5%	-20
	Preliminary Protective Order	PP	26	▼	-10.3%	-3
	Protective Order	PO	21	↔		-
	Impoundment	IM	13	▼	-31.6%	-6
	Bond Forfeiture	BF	12	▲	+9.1%	+1
	Abstract	AJ	10	▼	-9.1%	-1
	Capias	CA	5	▼	-28.6%	-2
	Tenants Assertion	TA	4	▲	-	+4
	Petition-Restore Arms	PR	3	↔		-
	Restricted Operators License	RL	0	▼	-100.0%	-1
<b>Total</b>			<b>1,449</b>	<b>▲</b>	<b>1.5%</b>	<b>+22</b>
<b>Civil Commitments</b>	Mental Commitment	MC	534	▼	-5.3%	-30
	Temporary Detention Order	TD	317	↔		-
	Emergency Custody Order	EC	65	▼	-39.8%	-43
	Other	OT	34	▼	-2.9%	-1
	Medical Emergency Temporary Detention Order	MT	33	▲	+65.0%	+13
	Medical Emergency Custody Order	ME	1	▼	-50.0%	-1
<b>Total</b>			<b>984</b>	<b>▼</b>	<b>-5.9%</b>	<b>-62</b>
<b>GRAND TOTAL</b>			<b>8,965</b>	<b>▲</b>	<b>15.6%</b>	<b>+1,210</b>

**Filings by Major Case Category\*\***

Category	Summary	Change	% Change	Absolute Change
Felony	349	▼	+14.4%	+44
Garnishment	385	▼	+11.6%	+40
General Civil	543	▲	-21.4%	-148
Infraction/Civil Violation	4,191	▲	+35.9%	+1,106

\* Compared to same time period as previous year

\*\* Case Type Categories are defined in the 2017 Virginia Judicial Workload Assessment

**CPSS - GCMS 10.01 CASELOAD STATISTICS OF THE GENERAL DISTRICT COURTS**

January 2022 thru December 2022 Filings (Compared to January 2021 thru December 2021)

**Salem**

District: 23 FIPS: 775

Involuntary Civil Commitments	34	▼	-2.9%	-1
Landlord /Tenant	282	▲	+102.9%	+143
Misdemeanor	1,786	▼	+4.3%	+73
Other	1,348	▲	-3.2%	-44
Protective Orders	47	▼	-6.0%	-3
<b>GRAND TOTAL</b>	<b>8,965</b>	▲	15.6%	+1,210

\* Compared to same time period as previous year

\*\* Case Type Categories are defined in the 2017 Virginia Judicial Workload Assessment  
Source: SCV-SQL-Information

**CPSS - GCMS 10.01 CASELOAD STATISTICS OF THE GENERAL DISTRICT COURTS**  
 January 2022 thru December 2022 Filings (Compared to January 2021 thru December 2021)

2022 Overall GRAND TOTAL		Distribution of Caseload			Change*		Percentage (%) of Caseload		
<b>6,980</b>	+203	<b>Criminal</b>	1,268	18%	12.3% ▲	+139	<b>Criminal</b>	2021	2022
		<b>Traffic</b>	3,996	57%	1.4% ▲	+54	<b>Traffic</b>	16.7%	18.2%
2022		<b>Civil</b>	1,620	23%	2.9% ▲	+45	<b>Civil</b>	58.2%	57.2%
2021		<b>Civil Commitments</b>	96	1%	-26.7% ▼	-35	<b>Civil Commitments</b>	23.2%	23.2%
		<b>GRAND TOTAL</b>	<b>6,980</b>	100%	3.0% ▲	+203	<b>GRAND TOTAL</b>	100%	100%

**Filings by Division & Code**

Division	Case Type Description	Code	Summary	Change	% Change	Absolute Change
<b>Criminal</b>	Misdemeanor	M	697	▲	+7.1%	+46
	Felony	F	326	▲	+24.0%	+63
	Show Cause	SC	116	▲	+4.5%	+5
	Capias	CA	108	▲	+40.3%	+31
	Motion	MO	11	▼	-50.0%	-11
	Restricted Operators License	RL	9	▲	+800.0%	+8
	Civil Violation	CV	1	▼	-75.0%	-3
	<b>Total</b>			<b>1,268</b>	<b>▲</b>	<b>12.3%</b>
<b>Traffic</b>	Infraction	I	3,221	▲	+3.0%	+93
	Misdemeanor	M	672	▲	+9.8%	+60
	Show Cause	SC	37	▼	-65.1%	-69
	Capias	CA	32	▼	-52.2%	-35
	Felony	F	11	↔		-
	Motion	MO	11	▲	+10.0%	+1
	Civil Violation	CV	9	▲	+28.6%	+2
	Restricted Operators License	RL	3	▲	+200.0%	+2
<b>Total</b>			<b>3,996</b>	<b>▲</b>	<b>1.4%</b>	<b>+54</b>
<b>Civil</b>	Warrant in Debt	WD	525	▼	-17.1%	-108
	Garnishment	GA	399	▲	+32.1%	+97
	Unlawful Detainer	UD	258	▲	+49.1%	+85
	Other	OT	71	▼	-41.3%	-50
	Detinue	DT	61	▲	+52.5%	+21
	Preliminary Protective Order	PP	60	▼	-9.1%	-6
	Admin License	AL	52	▼	-5.5%	-3
	Interrogatory	IN	50	▼	-5.7%	-3
	Protective Order	PO	50	↔		-
	Show Cause	SC	43	▲	+4.9%	+2
	Bond Forfeiture	BF	22	▲	+57.1%	+8
	Capias	CA	15	↔		-
	Abstract	AJ	9	▲	+125.0%	+5
	Impoundment	IM	3	▼	-57.1%	-4
	Restricted Operators License	RL	1	▲	-	+1
	Tenants Assertion	TA	1	▲	-	+1
Counter Claim	CC	0	▼	-100.0%	-1	
<b>Total</b>			<b>1,620</b>	<b>▲</b>	<b>2.9%</b>	<b>+45</b>
<b>Civil Commitments</b>	Temporary Detention Order	TD	70	▲	+52.2%	+24
	Emergency Custody Order	EC	26	▲	+23.8%	+5
	Mental Commitment	MC	0	▼	-100.0%	-64
<b>Total</b>			<b>96</b>	<b>▼</b>	<b>-26.7%</b>	<b>-35</b>
<b>GRAND TOTAL</b>			<b>6,980</b>	<b>▲</b>	<b>3.0%</b>	<b>+203</b>

**Filings by Major Case Category\*\***

Category	Summary	Change	% Change	Absolute Change
Felony	337	▲	+23.0%	+63
Garnishment	449	▲	+26.5%	+94
General Civil	591	▼	-13.5%	-92
Infraction/Civil Violation	3,231	▼	+2.9%	+92
Landlord /Tenant	259	▲	+49.7%	+86

\* Compared to same time period as previous year

\*\* Case Type Categories are defined in the 2017 Virginia Judicial Workload Assessment



**CPSS - GCMS 10.01 CASELOAD STATISTICS OF THE GENERAL DISTRICT COURTS**

January 2022 thru December 2022 Filings (Compared to January 2021 thru December 2021)

Misdemeanor	1,382	▲	+9.2%	+117
Other	621	▼	-19.6%	-151
Protective Orders	110	▼	-5.2%	-6
<b>GRAND TOTAL</b>	<b>6,980</b>	▲	3.0%	+203

\* Compared to same time period as previous year

\*\* Case Type Categories are defined in the 2017 Virginia Judicial Workload Assessment  
Source: SCV-SQL-Information

2022 Overall GRAND TOTAL		Distribution of Caseload			Change*		Percentage (%) of Caseload		
<b>9,758</b>	-480	<b>Criminal</b>	2,163	22%	8.7% ▲	+174	<b>Criminal</b>	2021 19.4%	2022 22.2%
		<b>Traffic</b>	4,715	48%	-9.9% ▼	-517	<b>Traffic</b>	51.1%	48.3%
2022 		<b>Civil</b>	2,680	27%	-4.2% ▼	-117	<b>Civil</b>	27.3%	27.5%
2021 		<b>Civil Commitments</b>	200	2%	-9.1% ▼	-20	<b>Civil Commitments</b>	2.1%	2.0%
		<b>GRAND TOTAL</b>	<b>9,758</b>	100%	-4.7% ▼	-480	<b>GRAND TOTAL</b>	100%	100%

Filings by Division & Code

Division	Case Type Description	Code	Summary	Change	% Change	Absolute Change
<b>Criminal</b>	Misdemeanor	M	1,257	▲	+10.8%	+123
	Felony	F	402	▼	-17.5%	-85
	Show Cause	SC	197	▲	+23.1%	+37
	Civil Violation	CV	144	▲	+144.1%	+85
	Capias	CA	143	▲	+10.9%	+14
	Motion	MO	14	▲	+7.7%	+1
	Restricted Operators License	RL	6	▼	-14.3%	-1
	<b>Total</b>			<b>2,163</b>	<b>▲</b>	<b>8.7%</b>
<b>Traffic</b>	Infraction	I	3,597	▼	-10.7%	-433
	Misdemeanor	M	747	▼	-12.3%	-105
	Show Cause	SC	184	▼	-5.6%	-11
	Capias	CA	148	▲	+20.3%	+25
	Felony	F	25	▲	+31.6%	+6
	Civil Violation	CV	6	▲	+200.0%	+4
	Restricted Operators License	RL	6	▲	+100.0%	+3
	Motion	MO	2	▼	-66.7%	-4
	Other	O	0	▼	-100.0%	-2
<b>Total</b>			<b>4,715</b>	<b>▼</b>	<b>-9.9%</b>	<b>-517</b>
<b>Civil</b>	Warrant in Debt	WD	1,024	▼	-13.7%	-162
	Garnishment	GA	636	▲	+11.8%	+67
	Unlawful Detainer	UD	256	▲	+56.1%	+92
	Other	OT	158	▼	-26.9%	-58
	Interrogatory	IN	121	▼	-27.5%	-46
	Preliminary Protective Order	PP	113	▲	+24.2%	+22
	Protective Order	PO	103	▲	+28.8%	+23
	Show Cause	SC	65	▼	-30.9%	-29
	Impoundment	IM	54	▼	-46.0%	-46
	Admin License	AL	49	▼	-14.0%	-8
	Detinue	DT	41	▲	+28.1%	+9
	Abstract	AJ	26	▲	+52.9%	+9
	Capias	CA	9	▲	+12.5%	+1
	Counter Claim	CC	8	▲	+33.3%	+2
	Bond Forfeiture	BF	7	▲	+16.7%	+1
	Petition-Restore Arms	PR	3	▲	+200.0%	+2
	Tenants Assertion	TA	3	▲	+200.0%	+2
	Third Party Claim	TH	3	▲	+200.0%	+2
	Overweight	OC	1	▲	-	+1
Motion for Judgment	MJ	0	▼	-100.0%	-1	
<b>Total</b>			<b>2,680</b>	<b>▼</b>	<b>-4.2%</b>	<b>-117</b>
<b>Civil Commitments</b>	Temporary Detention Order	TD	110	▼	-3.5%	-4
	Emergency Custody Order	EC	87	▼	-16.3%	-17
	Mental Commitment	MC	2	▲	+100.0%	+1
	Medical Emergency Custody Order	ME	1	▲	-	+1
	Medical Emergency Temporary Detention Order	MT	0	▼	-100.0%	-1
<b>Total</b>			<b>200</b>	<b>▼</b>	<b>-9.1%</b>	<b>-20</b>
<b>GRAND TOTAL</b>			<b>9,758</b>	<b>▼</b>	<b>-4.7%</b>	<b>-480</b>

\* Compared to same time period as previous year

\*\* Case Type Categories are defined in the 2017 Virginia Judicial Workload Assessment



**Filings by Major Case Category\*\***

Category	Summary	Change	% Change	Absolute Change
Felony	427	▲	-15.6%	-79
Garnishment	757	▼	+2.9%	+21
General Civil	1,083	▲	-18.2%	-241
Infraction/Civil Violation	3,748	▲	-8.4%	-345
Landlord /Tenant	259	▲	+57.0%	+94
Misdemeanor	2,016	▲	+1.0%	+20
Other	1,252	▲	+0.4%	+5
Protective Orders	216	▲	+26.3%	+45
<b>GRAND TOTAL</b>	<b>9,758</b>	▼	-4.7%	-480

\* Compared to same time period as previous year

\*\* Case Type Categories are defined in the 2017 Virginia Judicial Workload Assessment  
 Source: SCV-SQL-Information

**CPSS - GCMS 10.01 CASELOAD STATISTICS OF THE GENERAL DISTRICT COURTS**  
 January 2022 thru December 2022 Filings (Compared to January 2021 thru December 2021)

2022 Overall GRAND TOTAL		Distribution of Caseload			Change*		Percentage (%) of Caseload		
<b>9,684</b>	+623	<b>Criminal</b>	1,462	15%	0.5% ▲	+7	<b>Criminal</b>	2021	2022
		<b>Traffic</b>	4,915	51%	15.6% ▲	+662	<b>Traffic</b>	16.1%	15.1%
		<b>Civil</b>	3,225	33%	-0.4% ▼	-14	<b>Civil</b>	46.9%	50.8%
		<b>Civil Commitments</b>	82	1%	-28.1% ▼	-32	<b>Civil Commitments</b>	35.7%	33.3%
		<b>GRAND TOTAL</b>	<b>9,684</b>	100%	6.9% ▲	+623	<b>GRAND TOTAL</b>	1.3%	0.8%
							<b>GRAND TOTAL</b>	100%	100%

**Filings by Division & Code**

Division	Case Type Description	Code	Summary	Change	% Change	Absolute Change
<b>Criminal</b>	Misdemeanor	M	802	▲	+3.9%	+30
	Felony	F	371	▲	+10.7%	+36
	Show Cause	SC	155	▼	-4.3%	-7
	Capias	CA	98	▼	-14.0%	-16
	Civil Violation	CV	16	▼	-66.7%	-32
	Motion	MO	13	▼	-45.8%	-11
	Restricted Operators License	RL	7	▲	-	+7
	<b>Total</b>			<b>1,462</b>	<b>▲</b>	<b>0.5%</b>
<b>Traffic</b>	Infraction	I	3,823	▲	+16.7%	+546
	Misdemeanor	M	957	▲	+14.2%	+119
	Show Cause	SC	60	▼	-18.9%	-14
	Capias	CA	48	▲	+33.3%	+12
	Felony	F	20	▲	+5.3%	+1
	Motion	MO	5	▼	-28.6%	-2
	Restricted Operators License	RL	2	↔	-	-
	<b>Total</b>			<b>4,915</b>	<b>▲</b>	<b>15.6%</b>
<b>Civil</b>	Warrant in Debt	WD	1,463	▼	-15.2%	-262
	Unlawful Detainer	UD	662	▲	+63.9%	+258
	Garnishment	GA	503	▲	+21.8%	+90
	Other	OT	141	▲	-16.6%	-28
	Interrogatory	IN	98	▲	+27.3%	+21
	Preliminary Protective Order	PP	73	▼	-29.8%	-31
	Detinue	DT	60	▼	-4.8%	-3
	Protective Order	PO	53	▼	-35.4%	-29
	Show Cause	SC	45	▼	-8.2%	-4
	Admin License	AL	42	▼	-44.7%	-34
	Bond Forfeiture	BF	27	▼	-6.9%	-2
	Impoundment	IM	19	▲	+280.0%	+14
	Abstract	AJ	14	▼	-30.0%	-6
	Capias	CA	9	▼	-10.0%	-1
	Tenants Assertion	TA	5	↔	-	-
	Counter Claim	CC	4	▲	+300.0%	+3
	Motion for Judgment	MJ	4	↔	-	-
Petition-Restore Arms	PR	3	↔	-	-	
<b>Total</b>			<b>3,225</b>	<b>▼</b>	<b>-0.4%</b>	<b>-14</b>
<b>Civil Commitments</b>	Temporary Detention Order	TD	46	▼	-25.8%	-16
	Emergency Custody Order	EC	32	▼	-37.3%	-19
	Petition	PT	2	▲	-	+2
	Medical Emergency Custody Order	ME	1	▲	-	+1
	Mental Commitment	MC	1	↔	-	-
<b>Total</b>			<b>82</b>	<b>▼</b>	<b>-28.1%</b>	<b>-32</b>
<b>GRAND TOTAL</b>			<b>9,684</b>	<b>▲</b>	<b>6.9%</b>	<b>+623</b>

**Filings by Major Case Category\*\***

Category	Summary	Change	% Change	Absolute Change
Felony	391	▲	+10.5%	+37
Garnishment	601	▲	+22.7%	+111
General Civil	1,547	▲	-14.2%	-255

\* Compared to same time period as previous year

\*\* Case Type Categories are defined in the 2017 Virginia Judicial Workload Assessment

**CPSS - GCMS 10.01 CASELOAD STATISTICS OF THE GENERAL DISTRICT COURTS**  
 January 2022 thru December 2022 Filings (Compared to January 2021 thru December 2021)



Infraction/Civil Violation	3,839	▼	+15.5%	+514
Involuntary Civil Commitments	2	▲	-	+2
Landlord /Tenant	667	▲	+63.1%	+258
Misdemeanor	1,768	▲	+9.7%	+156
Other	743	▲	-15.9%	-140
Protective Orders	126	▼	-32.3%	-60
<b>GRAND TOTAL</b>	<b>9,684</b>	▲	6.9%	+623

\* Compared to same time period as previous year

\*\* Case Type Categories are defined in the 2017 Virginia Judicial Workload Assessment  
 Source: SCV-SQL-Information



**CPSS - GCMS 10.01 CASELOAD STATISTICS OF THE GENERAL DISTRICT COURTS**  
 January 2022 thru December 2022 Filings (Compared to January 2021 thru December 2021)

2022 Overall GRAND TOTAL		Distribution of Caseload			Change*		Percentage (%) of Caseload				
<b>17,231</b>	+262	<b>Criminal</b>	4,769	28%	-1.6%	▼	-78	<b>Criminal</b>	28.6%	2021	2022
		<b>Traffic</b>	4,680	27%	-8.3%	▼	-425	<b>Traffic</b>	30.1%	27.2%	
2022 		<b>Civil</b>	6,698	39%	16.1%	▲	+931	<b>Civil</b>	34.0%	38.9%	
2021 		<b>Civil Commitments</b>	1,084	6%	-13.3%	▼	-166	<b>Civil Commitments</b>	7.4%	6.3%	
		<b>GRAND TOTAL</b>	<b>17,231</b>	100%	1.5%	▲	+262	<b>GRAND TOTAL</b>	100%	100%	

**Filings by Division & Code**

Division	Case Type Description	Code	Summary	Change	% Change	Absolute Change
<b>Criminal</b>	Misdemeanor	M	2,571	▲	+0.8%	+20
	Felony	F	1,143	▼	-12.9%	-170
	Show Cause	SC	505	▲	+6.8%	+32
	Capias	CA	463	▼	-0.2%	-1
	Motion	MO	45	▲	+200.0%	+30
	Civil Violation	CV	38	▲	+22.6%	+7
	Restricted Operators License	RL	4	▲	-	+4
	<b>Total</b>			<b>4,769</b>	▼	<b>-1.6%</b>
<b>Traffic</b>	Infraction	I	2,933	▼	-10.1%	-328
	Misdemeanor	M	1,439	▼	-2.4%	-35
	Show Cause	SC	156	▼	-21.2%	-42
	Capias	CA	91	▼	-18.8%	-21
	Felony	F	34	▼	-5.6%	-2
	Restricted Operators License	RL	18	▲	+28.6%	+4
	Civil Violation	CV	6	▼	-33.3%	-3
	Motion	MO	3	▲	-	+3
	Other	O	0	▼	-100.0%	-1
<b>Total</b>			<b>4,680</b>	▼	<b>-8.3%</b>	<b>-425</b>
<b>Civil</b>	Warrant in Debt	WD	2,420	▲	+8.4%	+188
	Unlawful Detainer	UD	1,312	▲	+96.4%	+644
	Garnishment	GA	1,089	▲	+7.6%	+77
	Detinue	DT	436	▲	+2.1%	+9
	Other	OT	340	▼	+4.6%	+15
	Preliminary Protective Order	PP	223	▼	-5.1%	-12
	Interrogatory	IN	179	▼	-8.7%	-17
	Protective Order	PO	165	▼	-6.3%	-11
	Bond Forfeiture	BF	133	▲	+13.7%	+16
	Show Cause	SC	106	▼	-9.4%	-11
	Abstract	AJ	78	▲	+110.8%	+41
	Admin License	AL	72	▲	+12.5%	+8
	Impoundment	IM	71	▼	-34.3%	-37
	Capias	CA	26	▲	+116.7%	+14
	Motion for Judgment	MJ	15	▲	+50.0%	+5
	Tenants Assertion	TA	13	▼	-13.3%	-2
	Counter Claim	CC	11	▲	+83.3%	+5
	Petition-Restore Arms	PR	7	▼	-30.0%	-3
	Restricted Operators License	RL	1	▲	-	+1
Third Party Claim	TH	1	▲	-	+1	
<b>Total</b>			<b>6,698</b>	▲	<b>16.1%</b>	<b>+931</b>
<b>Civil Commitments</b>	Mental Commitment	MC	398	▼	-8.1%	-35
	Temporary Detention Order	TD	386	▼	-17.3%	-81
	Emergency Custody Order	EC	284	▼	-14.7%	-49
	Medical Emergency Temporary Detention Order	MT	8	▲	+14.3%	+1
	Petition	PT	5	▼	-37.5%	-3
	Medical Emergency Custody Order	ME	3	▲	+50.0%	+1
<b>Total</b>			<b>1,084</b>	▼	<b>-13.3%</b>	<b>-166</b>
<b>GRAND TOTAL</b>			<b>17,231</b>	▲	1.5%	+262

\* Compared to same time period as previous year

\*\* Case Type Categories are defined in the 2017 Virginia Judicial Workload Assessment



**CPSS - GCMS 10.01 CASELOAD STATISTICS OF THE GENERAL DISTRICT COURTS**  
 January 2022 thru December 2022 Filings (Compared to January 2021 thru December 2021)

**Filings by Major Case Category\*\***

Category	Summary	Change	% Change	Absolute Change
Felony	1,177	▼	-12.8%	-172
Garnishment	1,268	▼	+5.0%	+60
General Civil	2,916	▲	+7.0%	+192
Infraction/Civil Violation	2,977	▼	-9.8%	-325
Involuntary Civil Commitments	5	▼	-37.5%	-3
Landlord /Tenant	1,325	▲	+94.0%	+642
Misdemeanor	4,033	▲	-0.1%	-6
Other	3,142	▲	-3.2%	-103
Protective Orders	388	▼	-5.6%	-23
<b>GRAND TOTAL</b>	<b>17,231</b>	▲	1.5%	+262

\* Compared to same time period as previous year

\*\* Case Type Categories are defined in the 2017 Virginia Judicial Workload Assessment  
 Source: SCV-SQL-Information

2022 Overall GRAND TOTAL		Distribution of Caseload			Change*		Percentage (%) of Caseload			
<b>3,123</b>	-438	<b>Criminal</b>	514	16%	-25.0%	▼	-171	<b>Criminal</b>	2021 19.2%	2022 16.5%
		<b>Traffic</b>	2,060	66%	-9.3%	▼	-212	<b>Traffic</b>	63.8%	66.0%
		<b>Civil</b>	498	16%	-11.4%	▼	-64	<b>Civil</b>	15.8%	15.9%
		<b>Civil Commitments</b>	51	2%	21.4%	▲	+9	<b>Civil Commitments</b>	1.2%	1.6%
		<b>GRAND TOTAL</b>	<b>3,123</b>	100%	-12.3%	▼	-438	<b>GRAND TOTAL</b>	100%	100%

Filings by Division & Code

Division	Case Type Description	Code	Summary	Change	% Change	Absolute Change
<b>Criminal</b>	Misdemeanor	M	330	▲	+4.8%	+15
	Felony	F	105	▼	-62.1%	-172
	Show Cause	SC	35	▼	-31.4%	-16
	Capias	CA	30	▼	-9.1%	-3
	Civil Violation	CV	14	▲	+55.6%	+5
	<b>Total</b>			<b>514</b>	▼	<b>-25.0%</b>
<b>Traffic</b>	Infraction	I	1,578	▼	-13.7%	-250
	Misdemeanor	M	457	▲	+11.7%	+48
	Show Cause	SC	11	▼	-21.4%	-3
	Capias	CA	5	▼	-54.5%	-6
	Felony	F	5	▲	+25.0%	+1
	Restricted Operators License	RL	4	↔		-
	Motion	MO	0	▼	-100.0%	-1
	Other	O	0	▼	-100.0%	-1
<b>Total</b>			<b>2,060</b>	▼	<b>-9.3%</b>	<b>-212</b>
<b>Civil</b>	Warrant in Debt	WD	179	▼	-32.7%	-87
	Garnishment	GA	138	▲	+19.0%	+22
	Unlawful Detainer	UD	50	▲	+31.6%	+12
	Other	OT	32	▲	-25.6%	-11
	Preliminary Protective Order	PP	25	▼	-26.5%	-9
	Admin License	AL	23	▲	+130.0%	+13
	Protective Order	PO	20	▼	-16.7%	-4
	Bond Forfeiture	BF	9	▲	+50.0%	+3
	Abstract	AJ	8	▲	+100.0%	+4
	Detinue	DT	4	▲	+33.3%	+1
	Impoundment	IM	3	▲	+50.0%	+1
	Interrogatory	IN	3	▼	-62.5%	-5
	Counter Claim	CC	2	▲	-	+2
	Motion for Judgment	MJ	1	▼	-75.0%	-3
	Tenants Assertion	TA	1	▼	-50.0%	-1
Show Cause	SC	0	▼	-100.0%	-2	
<b>Total</b>			<b>498</b>	▼	<b>-11.4%</b>	<b>-64</b>
<b>Civil Commitments</b>	Temporary Detention Order	TD	34	▲	+9.7%	+3
	Emergency Custody Order	EC	17	▲	+54.5%	+6
	<b>Total</b>		<b>51</b>	▲	<b>21.4%</b>	<b>+9</b>
<b>GRAND TOTAL</b>			<b>3,123</b>	▼	-12.3%	-438

Filings by Major Case Category\*\*

Category	Summary	Change	% Change	Absolute Change
Felony	110	▼	-60.9%	-171
Garnishment	141	▼	+13.7%	+17
General Civil	189	▲	-30.8%	-84
Infraction/Civil Violation	1,592	▼	-13.4%	-246
Landlord /Tenant	51	▼	+27.5%	+11
Misdemeanor	791	▲	+8.7%	+63
Other	204	▲	-6.8%	-15
Protective Orders	45	▼	-22.4%	-13

\* Compared to same time period as previous year

\*\* Case Type Categories are defined in the 2017 Virginia Judicial Workload Assessment

Source: SCV-SQL-Information

**CPSS - GCMS 10.01 CASELOAD STATISTICS OF THE GENERAL DISTRICT COURTS**

January 2022 thru December 2022 Filings (Compared to January 2021 thru December 2021)

---

<i><b>GRAND TOTAL</b></i>	<b>3,123</b>	▼	-12.3%	-438
---------------------------	--------------	---	--------	------

---

\* Compared to same time period as previous year

\*\* Case Type Categories are defined in the 2017 Virginia Judicial Workload Assessment  
Source: SCV-SQL-Information

2022 Overall GRAND TOTAL		Distribution of Caseload			Change*		Percentage (%) of Caseload			
<b>6,775</b>	-369	<b>Criminal</b>	961	14%	-4.7%	▼	-47	<b>Criminal</b>	2021 14.1%	2022 14.2%
		<b>Traffic</b>	4,375	65%	-7.8%	▼	-372	<b>Traffic</b>	66.4%	64.6%
2022		<b>Civil</b>	1,098	16%	7.0%	▲	+72	<b>Civil</b>	14.4%	16.2%
2021		<b>Civil Commitments</b>	341	5%	-6.1%	▼	-22	<b>Civil Commitments</b>	5.1%	5.0%
		<b>GRAND TOTAL</b>	<b>6,775</b>	100%	-5.2%	▼	-369	<b>GRAND TOTAL</b>	100%	100%

Filings by Division & Code

Division	Case Type Description	Code	Summary	Change	% Change	Absolute Change
<b>Criminal</b>	Misdemeanor	M	616	▲	+3.2%	+19
	Felony	F	249	▼	-13.2%	-38
	Show Cause	SC	45	▼	-16.7%	-9
	Capias	CA	36	▼	-20.0%	-9
	Civil Violation	CV	15	▼	-40.0%	-10
	<b>Total</b>			<b>961</b>	▼	<b>-4.7%</b>
<b>Traffic</b>	Infraction	I	3,535	▼	-6.2%	-235
	Misdemeanor	M	804	▼	-10.6%	-95
	Capias	CA	21	▼	-38.2%	-13
	Show Cause	SC	12	▼	-66.7%	-24
	Felony	F	3	▼	-57.1%	-4
	Restricted Operators License	RL	0	▼	-100.0%	-1
	<b>Total</b>			<b>4,375</b>	▼	<b>-7.8%</b>
<b>Civil</b>	Warrant in Debt	WD	346	▼	-7.0%	-26
	Garnishment	GA	262	▲	+10.1%	+24
	Unlawful Detainer	UD	143	▲	+34.9%	+37
	Other	OT	95	▲	+3.3%	+3
	Detinue	DT	79	▲	+61.2%	+30
	Preliminary Protective Order	PP	39	▲	+21.9%	+7
	Protective Order	PO	39	▲	+34.5%	+10
	Admin License	AL	25	▼	-10.7%	-3
	Interrogatory	IN	25	▼	-21.9%	-7
	Show Cause	SC	23	▼	-11.5%	-3
	Overweight	OC	7	▲	+133.3%	+4
	Impoundment	IM	6	▼	-40.0%	-4
	Abstract	AJ	2	▲	-	+2
	Capias	CA	2	↔	-	-
	Petition-Restore Arms	PR	2	↔	-	-
	Attachment	AT	1	▲	-	+1
	Counter Claim	CC	1	▼	-66.7%	-2
	Tenants Assertion	TA	1	▲	-	+1
	Bond Forfeiture	BF	0	▼	-100.0%	-2
<b>Total</b>			<b>1,098</b>	▲	<b>7.0%</b>	<b>+72</b>
<b>Civil Commitments</b>	Mental Commitment	MC	129	▼	-9.2%	-13
	Temporary Detention Order	TD	98	▼	-10.9%	-12
	Emergency Custody Order	EC	58	▼	-13.4%	-9
	Other	OT	56	▲	+33.3%	+14
	Medical Emergency Temporary Detention Order	MT	0	▼	-100.0%	-2
<b>Total</b>			<b>341</b>	▼	<b>-6.1%</b>	<b>-22</b>
<b>GRAND TOTAL</b>			<b>6,775</b>	▼	-5.2%	-369

Filings by Major Case Category\*\*

Category	Summary	Change	% Change	Absolute Change
Felony	252	▼	-14.3%	-42
Garnishment	287	▼	+6.3%	+17
General Civil	432	▲	+1.6%	+7
Infraction/Civil Violation	3,557	▲	-6.3%	-241
Involuntary Civil Commitments	56	▲	+33.3%	+14

\* Compared to same time period as previous year

\*\* Case Type Categories are defined in the 2017 Virginia Judicial Workload Assessment

**CPSS - GCMS 10.01 CASELOAD STATISTICS OF THE GENERAL DISTRICT COURTS**  
 January 2022 thru December 2022 Filings (Compared to January 2021 thru December 2021)

Landlord /Tenant	144	▲	+35.8%	+38
Misdemeanor	1,420	▼	-5.1%	-77
Other	549	▲	-15.7%	-102
Protective Orders	78	▲	+27.9%	+17
<b>GRAND TOTAL</b>	<b>6,775</b>	▼	-5.2%	-369

\* Compared to same time period as previous year

\*\* Case Type Categories are defined in the 2017 Virginia Judicial Workload Assessment  
 Source: SCV-SQL-Information

2022 Overall GRAND TOTAL		Distribution of Caseload			Change*		Percentage (%) of Caseload		
<b>14,733</b>	-1,762	<b>Criminal</b>	2,440	17%	9.2% ▲	+206	<b>Criminal</b>	2021	2022
		<b>Traffic</b>	9,249	63%	-18.0% ▼	-2,026	<b>Traffic</b>	13.5%	16.6%
2022		<b>Civil</b>	2,110	14%	-3.7% ▼	-81	<b>Civil</b>	68.4%	62.8%
2021		<b>Civil Commitments</b>	934	6%	17.5% ▲	+139	<b>Civil Commitments</b>	13.3%	14.3%
		<b>GRAND TOTAL</b>	<b>14,733</b>	100%	-10.7% ▼	-1,762	<b>GRAND TOTAL</b>	4.8%	6.3%
							<b>GRAND TOTAL</b>	100%	100%

Filings by Division & Code

Division	Case Type Description	Code	Summary	Change	% Change	Absolute Change
<b>Criminal</b>	Misdemeanor	M	1,272	▲	+27.1%	+271
	Felony	F	679	▼	-1.3%	-9
	Capias	CA	263	▼	-15.2%	-47
	Show Cause	SC	173	▼	-5.5%	-10
	Civil Violation	CV	51	▲	+54.5%	+18
	Motion	MO	2	▼	-89.5%	-17
	<b>Total</b>			<b>2,440</b>	<b>▲</b>	<b>9.2%</b>
<b>Traffic</b>	Infraction	I	7,361	▼	-18.9%	-1,716
	Misdemeanor	M	1,669	▼	-12.8%	-244
	Capias	CA	122	▲	+14.0%	+15
	Show Cause	SC	47	▼	-40.5%	-32
	Felony	F	39	▲	+11.4%	+4
	Civil Violation	CV	6	▲	+500.0%	+5
	Motion	MO	5	▼	-86.8%	-33
	Other	O	0	▼	-100.0%	-25
<b>Total</b>			<b>9,249</b>	<b>▼</b>	<b>-18.0%</b>	<b>-2,026</b>
<b>Civil</b>	Warrant in Debt	WD	755	▼	-20.9%	-200
	Garnishment	GA	494	▲	+27.3%	+106
	Unlawful Detainer	UD	309	▲	+70.7%	+128
	Other	OT	137	▲	+4.6%	+6
	Preliminary Protective Order	PP	77	▼	-1.3%	-1
	Admin License	AL	65	▼	-9.7%	-7
	Detinue	DT	61	▼	-10.3%	-7
	Protective Order	PO	59	▼	-28.9%	-24
	Interrogatory	IN	44	▼	-55.1%	-54
	Abstract	AJ	33	▲	+10.0%	+3
	Show Cause	SC	31	▼	-51.6%	-33
	Impoundment	IM	18	▲	+200.0%	+12
	Motion for Judgment	MJ	10	▼	-44.4%	-8
	Counter Claim	CC	6	▲	+200.0%	+4
	Capias	CA	3	▼	-50.0%	-3
	Detinue Seizure	DZ	3	↔		-
	Petition-Restore Arms	PR	2	↔		-
	Restricted Operators License	RL	2	▲	+100.0%	+1
	Tenants Assertion	TA	1	▲	-	+1
	Bond Forfeiture	BF	0	▼	-100.0%	-2
Overweight	OC	0	▼	-100.0%	-3	
<b>Total</b>			<b>2,110</b>	<b>▼</b>	<b>-3.7%</b>	<b>-81</b>
<b>Civil Commitments</b>	Mental Commitment	MC	378	▲	+22.7%	+70
	Temporary Detention Order	TD	253	▲	+3.7%	+9
	Emergency Custody Order	EC	232	▲	+8.9%	+19
	Other	OT	32	▲	+52.4%	+11
	Petition	PT	27	▲	+237.5%	+19
	Medical Emergency Temporary Detention Order	MT	7	▲	-	+7
	Medical Emergency Custody Order	ME	5	▲	+400.0%	+4
<b>Total</b>			<b>934</b>	<b>▲</b>	<b>17.5%</b>	<b>+139</b>
<b>GRAND TOTAL</b>			<b>14,733</b>	<b>▼</b>	<b>-10.7%</b>	<b>-1,762</b>

\* Compared to same time period as previous year

\*\* Case Type Categories are defined in the 2017 Virginia Judicial Workload Assessment

**CPSS - GCMS 10.01 CASELOAD STATISTICS OF THE GENERAL DISTRICT COURTS**  
 January 2022 thru December 2022 Filings (Compared to January 2021 thru December 2021)

**Augusta**

District: 25 FIPS: 015



**Filings by Major Case Category\*\***

Category	Summary	Change	% Change	Absolute Change
Felony	718	▲	-0.7%	-5
Garnishment	538	▼	+10.7%	+52
General Civil	843	▲	-19.8%	-208
Infraction/Civil Violation	7,418	▲	-18.8%	-1,721
Involuntary Civil Commitments	59	▲	+103.4%	+30
Landlord /Tenant	310	▲	+71.3%	+129
Misdemeanor	2,943	▲	+1.0%	+28
Other	1,768	▲	-2.3%	-42
Protective Orders	136	▼	-15.5%	-25
<b>GRAND TOTAL</b>	<b>14,733</b>	▼	-10.7%	-1,762

\* Compared to same time period as previous year

\*\* Case Type Categories are defined in the 2017 Virginia Judicial Workload Assessment  
 Source: SCV-SQL-Information



2022 Overall GRAND TOTAL		Distribution of Caseload			Change*		Percentage (%) of Caseload		
<b>2,308</b>	-460	<b>Criminal</b>	202	9%	4.1% ▲	+8	<b>Criminal</b>	2021 7.0%	2022 8.8%
		<b>Traffic</b>	2,004	87%	-18.4% ▼	-451	<b>Traffic</b>	88.7%	86.8%
2021 		<b>Civil</b>	92	4%	-8.9% ▼	-9	<b>Civil</b>	3.6%	4.0%
		<b>Civil Commitments</b>	10	0%	-44.4% ▼	-8	<b>Civil Commitments</b>	0.7%	0.4%
		<b>GRAND TOTAL</b>	<b>2,308</b>	100%	-16.6% ▼	-460	<b>GRAND TOTAL</b>	100%	100%

Filings by Division & Code

Division	Case Type Description	Code	Summary	Change	% Change	Absolute Change
<b>Criminal</b>	Misdemeanor	M	167	▲	+16.0%	+23
	Felony	F	18	▼	-33.3%	-9
	Show Cause	SC	7	↔		-
	Capias	CA	6	▼	-57.1%	-8
	Civil Violation	CV	4	▲	+100.0%	+2
	<b>Total</b>			<b>202</b>	▲	<b>4.1%</b>
<b>Traffic</b>	Infraction	I	1,833	▼	-19.4%	-440
	Misdemeanor	M	165	▼	-1.2%	-2
	Capias	CA	3	▼	-66.7%	-6
	Show Cause	SC	2	▼	-66.7%	-4
	Felony	F	1	▲	-	+1
	<b>Total</b>			<b>2,004</b>	▼	<b>-18.4%</b>
<b>Civil</b>	Warrant in Debt	WD	38	▼	-15.6%	-7
	Garnishment	GA	16	▲	+23.1%	+3
	Other	OT	12	▲	-7.7%	-1
	Admin License	AL	8	▲	+300.0%	+6
	Unlawful Detainer	UD	5	▼	-37.5%	-3
	Preliminary Protective Order	PP	4	▼	-42.9%	-3
	Protective Order	PO	3	▼	-57.1%	-4
	Detinue	DT	2	▲	-	+2
	Bond Forfeiture	BF	1	▲	-	+1
	Counter Claim	CC	1	▲	-	+1
	Impoundment	IM	1	▼	-50.0%	-1
	Overweight	OC	1	▼	-50.0%	-1
	Interrogatory	IN	0	▼	-100.0%	-2
	<b>Total</b>			<b>92</b>	▼	<b>-8.9%</b>
<b>Civil Commitments</b>	Emergency Custody Order	EC	5	▼	-50.0%	-5
	Temporary Detention Order	TD	5	▼	-28.6%	-2
	Mental Commitment	MC	0	▼	-100.0%	-1
	<b>Total</b>			<b>10</b>	▼	<b>-44.4%</b>
<b>GRAND TOTAL</b>			<b>2,308</b>	▼	-16.6%	-460

Filings by Major Case Category\*\*

Category	Summary	Change	% Change	Absolute Change
Felony	19	▲	-29.6%	-8
Garnishment	16	▼	+6.7%	+1
General Civil	42	▲	-6.7%	-3
Infraction/Civil Violation	1,838	▲	-19.3%	-439
Landlord /Tenant	5	▼	-37.5%	-3
Misdemeanor	332	▲	+6.8%	+21
Other	49	▲	-31.0%	-22
Protective Orders	7	▼	-50.0%	-7
<b>GRAND TOTAL</b>	<b>2,308</b>	▼	-16.6%	-460

\* Compared to same time period as previous year

\*\* Case Type Categories are defined in the 2017 Virginia Judicial Workload Assessment  
 Source: SCV-SQL-Information

2022 Overall GRAND TOTAL		Distribution of Caseload			Change*		Percentage (%) of Caseload		
<b>14,634</b>	+1,826	<b>Criminal</b>	1,133	8%	-7.7% ▼	-95	<b>Criminal</b>	2021 9.6%	2022 7.7%
2022		<b>Traffic</b>	12,439	85%	19.1% ▲	+1,993	<b>Traffic</b>	81.6%	85.0%
2021		<b>Civil</b>	1,011	7%	-6.6% ▼	-72	<b>Civil</b>	8.5%	6.9%
		<b>Civil Commitments</b>	51	0%	0.0%	0	<b>Civil Commitments</b>	0.4%	0.3%
		<b>GRAND TOTAL</b>	<b>14,634</b>	100%	14.3% ▲	+1,826	<b>GRAND TOTAL</b>	100%	100%

Filings by Division & Code

Division	Case Type Description	Code	Summary	Change	% Change	Absolute Change
<b>Criminal</b>	Misdemeanor	M	727	▼	-8.4%	-67
	Felony	F	250	▼	-14.4%	-42
	Capias	CA	59	▲	+43.9%	+18
	Show Cause	SC	54	▼	-12.9%	-8
	Civil Violation	CV	41	▲	+5.1%	+2
	Motion	MO	1	▲	-	+1
	Restricted Operators License	RL	1	▲	-	+1
	<b>Total</b>			<b>1,133</b>	▼	<b>-7.7%</b>
<b>Traffic</b>	Infraction	I	10,685	▲	+25.7%	+2,184
	Misdemeanor	M	1,695	▼	-11.0%	-209
	Show Cause	SC	22	▲	+120.0%	+12
	Capias	CA	18	▲	+38.5%	+5
	Felony	F	16	▲	+14.3%	+2
	Restricted Operators License	RL	2	▼	-33.3%	-1
	Civil Violation	CV	1	↔	-	-
	<b>Total</b>			<b>12,439</b>	▲	<b>19.1%</b>
<b>Civil</b>	Warrant in Debt	WD	455	▼	-0.9%	-4
	Garnishment	GA	229	▲	+6.0%	+13
	Unlawful Detainer	UD	61	▲	+22.0%	+11
	Admin License	AL	50	▼	-13.8%	-8
	Other	OT	47	▼	-31.9%	-22
	Interrogatory	IN	39	▼	-40.9%	-27
	Overweight	OC	38	▼	-47.9%	-35
	Protective Order	PO	26	▲	+62.5%	+10
	Preliminary Protective Order	PP	23	▲	+21.1%	+4
	Impoundment	IM	22	▼	-31.3%	-10
	Abstract	AJ	6	▲	+20.0%	+1
	Bond Forfeiture	BF	6	▼	-33.3%	-3
	Detinue	DT	5	▲	+25.0%	+1
	Petition-Restore Arms	PR	2	↔	-	-
	Petition to Require Blood Test	BT	1	▲	-	+1
	Tenants Assertion	TA	1	▼	-50.0%	-1
Counter Claim	CC	0	▼	-100.0%	-3	
<b>Total</b>			<b>1,011</b>	▼	<b>-6.6%</b>	<b>-72</b>
<b>Civil Commitments</b>	Emergency Custody Order	EC	29	▼	-3.3%	-1
	Temporary Detention Order	TD	20	▲	+33.3%	+5
	Medical Emergency Temporary Detention Order	MT	1	▼	-50.0%	-1
	Mental Commitment	MC	1	▼	-50.0%	-1
	Medical Emergency Custody Order	ME	0	▼	-100.0%	-1
	Petition	PT	0	▼	-100.0%	-1
<b>Total</b>			<b>51</b>		<b>0.0%</b>	<b>0</b>
<b>GRAND TOTAL</b>			<b>14,634</b>	▲	<b>14.3%</b>	<b>+1,826</b>

Filings by Major Case Category\*\*

Category	Summary	Change	% Change	Absolute Change
Felony	266	▼	-13.1%	-40
Garnishment	268	▼	-5.0%	-14
General Civil	470	▼	-2.1%	-10

\* Compared to same time period as previous year



\*\* Case Type Categories are defined in the 2017 Virginia Judicial Workload Assessment

**CPSS - GCMS 10.01 CASELOAD STATISTICS OF THE GENERAL DISTRICT COURTS**  
 January 2022 thru December 2022 Filings (Compared to January 2021 thru December 2021)

Infraction/Civil Violation	10,765	▼	+25.0%	+2,151
Involuntary Civil Commitments	0	▼	-100.0%	-1
Landlord /Tenant	62	▼	+19.2%	+10
Misdemeanor	2,425	▲	-10.2%	-276
Other	329	▲	-2.4%	-8
Protective Orders	49	▲	+40.0%	+14
<b>GRAND TOTAL</b>	<b>14,634</b>	▲	14.3%	+1,826

\* Compared to same time period as previous year

\*\* Case Type Categories are defined in the 2017 Virginia Judicial Workload Assessment  
 Source: SCV-SQL-Information

2022 Overall GRAND TOTAL		Distribution of Caseload			Change*		Percentage (%) of Caseload		
<b>1,892</b>	+406	<b>Criminal</b>	245	13%	-13.4% ▼	-38	<b>Criminal</b>	2021	2022
		<b>Traffic</b>	1,364	72%	46.8% ▲	+435	<b>Traffic</b>	19.0%	12.9%
		<b>Civil</b>	260	14%	2.4% ▲	+6	<b>Civil</b>	62.5%	72.1%
		<b>Civil Commitments</b>	23	1%	15.0% ▲	+3	<b>Civil Commitments</b>	17.1%	13.7%
		<b>GRAND TOTAL</b>	<b>1,892</b>	100%	27.3% ▲	+406	<b>GRAND TOTAL</b>	1.3%	1.2%
							<b>GRAND TOTAL</b>	100%	100%

Filings by Division & Code

Division	Case Type Description	Code	Summary	Change	% Change	Absolute Change
<b>Criminal</b>	Misdemeanor	M	146	▼	-9.3%	-15
	Felony	F	73	▼	-2.7%	-2
	Civil Violation	CV	11	▼	-26.7%	-4
	Capias	CA	9	▼	-50.0%	-9
	Show Cause	SC	6	▼	-57.1%	-8
	<b>Total</b>			<b>245</b>	▼	<b>-13.4%</b>
<b>Traffic</b>	Infraction	I	1,120	▲	+56.2%	+403
	Misdemeanor	M	206	▲	+13.2%	+24
	Capias	CA	30	▲	+87.5%	+14
	Show Cause	SC	7	▼	-12.5%	-1
	Other	O	1	▲	-	+1
	Civil Violation	CV	0	▼	-100.0%	-5
	Felony	F	0	▼	-100.0%	-1
<b>Total</b>			<b>1,364</b>	▲	<b>46.8%</b>	<b>+435</b>
<b>Civil</b>	Warrant in Debt	WD	75	▼	-18.5%	-17
	Unlawful Detainer	UD	68	▲	+142.9%	+40
	Garnishment	GA	61	▲	+3.4%	+2
	Other	OT	22	▲	-18.5%	-5
	Admin License	AL	13	▼	-23.5%	-4
	Preliminary Protective Order	PP	7	▼	-22.2%	-2
	Protective Order	PO	5	▼	-44.4%	-4
	Detinue	DT	3	▲	+200.0%	+2
	Bond Forfeiture	BF	2	▲	+100.0%	+1
	Restricted Operators License	RL	2	▲	-	+2
	Show Cause	SC	1	↔	-	-
	Tenants Assertion	TA	1	▲	-	+1
	Abstract	AJ	0	▼	-100.0%	-6
	Counter Claim	CC	0	▼	-100.0%	-2
	Interrogatory	IN	0	▼	-100.0%	-1
	Petition-Restore Arms	PR	0	▼	-100.0%	-1
<b>Total</b>			<b>260</b>	▲	<b>2.4%</b>	<b>+6</b>
<b>Civil Commitments</b>	Temporary Detention Order	TD	16	↔	-	-
	Emergency Custody Order	EC	7	▲	+75.0%	+3
	<b>Total</b>		<b>23</b>	▲	<b>15.0%</b>	<b>+3</b>
<b>GRAND TOTAL</b>			<b>1,892</b>	▲	27.3%	+406

Filings by Major Case Category\*\*

Category	Summary	Change	% Change	Absolute Change
Felony	73	▼	-3.9%	-3
Garnishment	61	▼	+1.7%	+1
General Civil	79	▲	-16.0%	-15
Infraction/Civil Violation	1,132	▲	+53.6%	+395
Landlord /Tenant	69	▲	+146.4%	+41
Misdemeanor	354	▲	+3.2%	+11
Other	112	▼	-13.8%	-18
Protective Orders	12	▼	-33.3%	-6
<b>GRAND TOTAL</b>	<b>1,892</b>	▲	27.3%	+406

\* Compared to same time period as previous year

\*\* Case Type Categories are defined in the 2017 Virginia Judicial Workload Assessment

\* Compared to same time period as previous year

\*\* Case Type Categories are defined in the 2017 Virginia Judicial Workload Assessment  
Source: SCV-SQL-Information

2022 Overall GRAND TOTAL		Distribution of Caseload			Change*		Percentage (%) of Caseload		
<b>1,128</b>	-97	<b>Criminal</b>	229	20%	-14.9% ▼	-40	<b>Criminal</b>	2021	2022
2022		<b>Traffic</b>	753	67%	-3.7% ▼	-29	<b>Traffic</b>	63.8%	66.8%
2021		<b>Civil</b>	142	13%	-15.0% ▼	-25	<b>Civil</b>	13.6%	12.6%
		<b>Civil Commitments</b>	4	0%	-42.9% ▼	-3	<b>Civil Commitments</b>	0.6%	0.4%
		<b>GRAND TOTAL</b>	<b>1,128</b>	100%	-7.9% ▼	-97	<b>GRAND TOTAL</b>	100%	100%

**Filings by Division & Code**

Division	Case Type Description	Code	Summary	Change	% Change	Absolute Change
<b>Criminal</b>	Misdemeanor	M	148	▼	-16.4%	-29
	Felony	F	51	▼	-22.7%	-15
	Show Cause	SC	15	▲	+66.7%	+6
	Capias	CA	14	▼	-6.7%	-1
	Civil Violation	CV	1	▼	-50.0%	-1
	<b>Total</b>			<b>229</b>	▼	<b>-14.9%</b>
<b>Traffic</b>	Infraction	I	619	▼	-3.9%	-25
	Misdemeanor	M	106	▼	-19.1%	-25
	Capias	CA	21	▲	+600.0%	+18
	Show Cause	SC	6	▲	+100.0%	+3
	Restricted Operators License	RL	1	▲	-	+1
	Felony	F	0	▼	-100.0%	-1
<b>Total</b>			<b>753</b>	▼	<b>-3.7%</b>	<b>-29</b>
<b>Civil</b>	Warrant in Debt	WD	50	▼	-24.2%	-16
	Garnishment	GA	27	▲	+8.0%	+2
	Unlawful Detainer	UD	18	▲	+157.1%	+11
	Other	OT	13	▼	-13.3%	-2
	Admin License	AL	10	▼	-23.1%	-3
	Interrogatory	IN	7	▼	-58.8%	-10
	Impoundment	IM	5	▼	-58.3%	-7
	Preliminary Protective Order	PP	4	▲	+100.0%	+2
	Protective Order	PO	4	▲	+100.0%	+2
	Abstract	AJ	1	▼	-50.0%	-1
	Bond Forfeiture	BF	1	▼	-50.0%	-1
	Detinue	DT	1	▼	-50.0%	-1
	Petition to Require Blood Test	BT	1	▲	-	+1
	Petition-Restore Arms	PR	0	▼	-100.0%	-1
	Tenants Assertion	TA	0	▼	-100.0%	-1
<b>Total</b>			<b>142</b>	▼	<b>-15.0%</b>	<b>-25</b>
<b>Civil Commitments</b>	Emergency Custody Order	EC	2	▼	-60.0%	-3
	Temporary Detention Order	TD	2	↔	-	-
	<b>Total</b>		<b>4</b>	▼	<b>-42.9%</b>	<b>-3</b>
<b>GRAND TOTAL</b>			<b>1,128</b>	▼	<b>-7.9%</b>	<b>-97</b>

**Filings by Major Case Category\*\***

Category	Summary	Change	% Change	Absolute Change
Felony	51	▼	-23.9%	-16
Garnishment	34	▼	-19.0%	-8
General Civil	55	▼	-26.7%	-20
Infraction/Civil Violation	620	▼	-4.0%	-26
Landlord /Tenant	18	▲	+125.0%	+10
Misdemeanor	255	▲	-17.2%	-53
Other	87	▲	+16.0%	+12
Protective Orders	8	▲	+100.0%	+4
<b>GRAND TOTAL</b>	<b>1,128</b>	▼	<b>-7.9%</b>	<b>-97</b>

\* Compared to same time period as previous year

\*\* Case Type Categories are defined in the 2017 Virginia Judicial Workload Assessment

2022 Overall GRAND TOTAL		Distribution of Caseload		Change*		Percentage (%) of Caseload				
<b>817</b>	-104	<b>Criminal</b>	114	14%	-7.3%	▼	-9	<b>Criminal</b>	2021	2022
		<b>Traffic</b>	620	76%	-18.3%	▼	-139	<b>Traffic</b>	13.4%	14.0%
2022		<b>Civil</b>	80	10%	128.6%	▲	+45	<b>Civil</b>	82.4%	75.9%
2021		<b>Civil Commitments</b>	3	0%	-25.0%	▼	-1	<b>Civil Commitments</b>	3.8%	9.8%
		<b>GRAND TOTAL</b>	<b>817</b>	100%	-11.3%	▼	-104	<b>GRAND TOTAL</b>	0.4%	0.4%
								<b>GRAND TOTAL</b>	100%	100%

Filings by Division & Code

Division	Case Type Description	Code	Summary	Change	% Change	Absolute Change	
<b>Criminal</b>	Misdemeanor	M	91	▼	-15.7%	-17	
	Felony	F	21	▲	+133.3%	+12	
	Capias	CA	1	↔		-	
	Show Cause	SC	1	▼	-50.0%	-1	
	Civil Violation	CV	0	▼	-100.0%	-3	
	<b>Total</b>			<b>114</b>	▼	<b>-7.3%</b>	<b>-9</b>
<b>Traffic</b>	Infraction	I	544	▼	-19.8%	-134	
	Misdemeanor	M	74	↔		-	
	Capias	CA	2	▼	-50.0%	-2	
	Show Cause	SC	0	▼	-100.0%	-3	
	<b>Total</b>			<b>620</b>	▼	<b>-18.3%</b>	<b>-139</b>
<b>Civil</b>	Warrant in Debt	WD	49	▲	+122.7%	+27	
	Garnishment	GA	7	▲	+75.0%	+3	
	Other	OT	6	▲	+200.0%	+4	
	Unlawful Detainer	UD	6	▲	+100.0%	+3	
	Preliminary Protective Order	PP	5	▲	-	+5	
	Admin License	AL	2	▲	-	+2	
	Detinue	DT	2	▲	-	+2	
	Protective Order	PO	2	▲	-	+2	
	Petition-Restore Arms	PR	1	↔		-	
	Overweight	OC	0	▼	-100.0%	-1	
	Tenants Assertion	TA	0	▼	-100.0%	-2	
	<b>Total</b>			<b>80</b>	▲	<b>128.6%</b>	<b>+45</b>
	<b>Civil Commitments</b>	Temporary Detention Order	TD	2	▼	-50.0%	-2
Mental Commitment		MC	1	▲	-	+1	
<b>Total</b>				<b>3</b>	▼	<b>-25.0%</b>	<b>-1</b>
<b>GRAND TOTAL</b>			<b>817</b>	▼	-11.3%	-104	



Filings by Major Case Category\*\*

Category	Summary	Change	% Change	Absolute Change	
Felony	21	▲	+133.3%	+12	
Garnishment	7	▲	+75.0%	+3	
General Civil	52	▲	+126.1%	+29	
Infraction/Civil Violation	544	▼	-20.2%	-138	
Landlord /Tenant	6	↔	+20.0%	+1	
Misdemeanor	165	▼	-9.3%	-17	
Other	15	▲	-6.3%	-1	
Protective Orders	7	▲	-	+7	
<b>GRAND TOTAL</b>		<b>817</b>	▼	-11.3%	-104

\* Compared to same time period as previous year

\*\* Case Type Categories are defined in the 2017 Virginia Judicial Workload Assessment  
 Source: SCV-SQL-Information

**CPSS - GCMS 10.01 CASELOAD STATISTICS OF THE GENERAL DISTRICT COURTS**  
 January 2022 thru December 2022 Filings (Compared to January 2021 thru December 2021)

2022 Overall GRAND TOTAL		Distribution of Caseload			Change*		Percentage (%) of Caseload		
<b>9,966</b>	-242	<b>Criminal</b>	1,173	12%	-24.7% ▼	-384	<b>Criminal</b>	2021	2022
		<b>Traffic</b>	7,642	77%	3.0% ▲	+223	<b>Traffic</b>	15.3%	11.8%
		<b>Civil</b>	1,034	10%	-8.1% ▼	-91	<b>Civil</b>	72.7%	76.7%
		<b>Civil Commitments</b>	117	1%	9.3% ▲	+10	<b>Civil Commitments</b>	11.0%	10.4%
		<b>GRAND TOTAL</b>	<b>9,966</b>	100%	-2.4% ▼	-242	<b>GRAND TOTAL</b>	100%	100%

**Filings by Division & Code**

Division	Case Type Description	Code	Summary	Change	% Change	Absolute Change
<b>Criminal</b>	Misdemeanor	M	668	▼	-17.3%	-140
	Felony	F	326	▼	-40.8%	-225
	Capias	CA	129	▲	+8.4%	+10
	Show Cause	SC	36	▼	-34.5%	-19
	Civil Violation	CV	14	▼	-41.7%	-10
	<b>Total</b>			<b>1,173</b>	▼	<b>-24.7%</b>
<b>Traffic</b>	Infraction	I	4,802	▼	-2.1%	-105
	Misdemeanor	M	2,738	▲	+15.1%	+359
	Capias	CA	71	▲	+7.6%	+5
	Felony	F	17	▼	-29.2%	-7
	Show Cause	SC	14	▼	-50.0%	-14
	Motion	MO	0	▼	-100.0%	-2
	Other	O	0	▼	-100.0%	-13
	<b>Total</b>			<b>7,642</b>	▲	<b>3.0%</b>
<b>Civil</b>	Warrant in Debt	WD	374	▼	-17.8%	-81
	Garnishment	GA	295	▲	+10.1%	+27
	Unlawful Detainer	UD	98	▲	+22.5%	+18
	Detinue	DT	78	▲	+90.2%	+37
	Other	OT	64	▼	-29.7%	-27
	Preliminary Protective Order	PP	29	▼	-19.4%	-7
	Interrogatory	IN	23	▼	-14.8%	-4
	Show Cause	SC	19	▼	-17.4%	-4
	Admin License	AL	17	▼	-45.2%	-14
	Protective Order	PO	12	▼	-20.0%	-3
	Bond Forfeiture	BF	7	▼	-41.7%	-5
	Abstract	AJ	5	▼	-75.0%	-15
	Impoundment	IM	5	▼	-54.5%	-6
	Capias	CA	2	▼	-71.4%	-5
	Motion for Judgment	MJ	2	▲	+100.0%	+1
	Zoning Violation	ZO	2	▲	-	+2
	Overweight	OC	1	▼	-50.0%	-1
	Petition-Restore Arms	PR	1	▼	-66.7%	-2
	Counter Claim	CC	0	▼	-100.0%	-1
	Tenants Assertion	TA	0	▼	-100.0%	-1
<b>Total</b>			<b>1,034</b>	▼	<b>-8.1%</b>	<b>-91</b>
<b>Civil Commitments</b>	Temporary Detention Order	TD	66	▲	+26.9%	+14
	Emergency Custody Order	EC	51	▼	-7.3%	-4
	<b>Total</b>			<b>117</b>	▲	<b>9.3%</b>
<b>GRAND TOTAL</b>			<b>9,966</b>	▼	-2.4%	-242

**Filings by Major Case Category\*\***

Category	Summary	Change	% Change	Absolute Change
Felony	343	▼	-40.3%	-232
Garnishment	318	▼	+7.8%	+23
General Civil	460	▲	-8.9%	-45
Infraction/Civil Violation	4,817	▼	-2.6%	-129
Landlord /Tenant	98	▼	+21.0%	+17
Misdemeanor	3,408	▲	+6.9%	+221

\* Compared to same time period as previous year

\*\* Case Type Categories are defined in the 2017 Virginia Judicial Workload Assessment



**CPSS - GCMS 10.01 CASELOAD STATISTICS OF THE GENERAL DISTRICT COURTS**  
January 2022 thru December 2022 Filings (Compared to January 2021 thru December 2021)

Other	481	▼	-15.3%	-87
Protective Orders	41	▼	-19.6%	-10
<b>GRAND TOTAL</b>	<b>9,966</b>	▼	-2.4%	-242



\* Compared to same time period as previous year

\*\* Case Type Categories are defined in the 2017 Virginia Judicial Workload Assessment  
Source: SCV-SQL-Information

**CPSS - GCMS 10.01 CASELOAD STATISTICS OF THE GENERAL DISTRICT COURTS**  
 January 2022 thru December 2022 Filings (Compared to January 2021 thru December 2021)

**Staunton**

District: 25 FIPS: 790

2022 Overall GRAND TOTAL		Distribution of Caseload			Change*		Percentage (%) of Caseload			
<b>8,705</b>	-1,046	<b>Criminal</b>	1,516	17%	-1.1%	▼	-17	<b>Criminal</b>	2021 15.7%	2022 17.4%
		<b>Traffic</b>	4,361	50%	-6.2%	▼	-286	<b>Traffic</b>	47.7%	50.1%
2022 		<b>Civil</b>	1,435	16%	-6.8%	▼	-104	<b>Civil</b>	15.8%	16.5%
2021 		<b>Civil Commitments</b>	1,393	16%	-31.4%	▼	-639	<b>Civil Commitments</b>	20.8%	16.0%
		<b>GRAND TOTAL</b>	<b>8,705</b>	100%	-10.7%	▼	-1,046	<b>GRAND TOTAL</b>	100%	100%

**Filings by Division & Code**

Division	Case Type Description	Code	Summary	Change	% Change	Absolute Change
<b>Criminal</b>	Misdemeanor	M	723	▲	+7.3%	+49
	Felony	F	449	▲	+19.7%	+74
	Capias	CA	213	▼	-23.9%	-67
	Show Cause	SC	77	▼	-34.2%	-40
	Civil Violation	CV	37	▼	-50.0%	-37
	Motion	MO	17	▲	+30.8%	+4
	<b>Total</b>			<b>1,516</b>	▼	<b>-1.1%</b>
<b>Traffic</b>	Infraction	I	3,345	▼	-7.9%	-285
	Misdemeanor	M	734	▼	-9.7%	-79
	Capias	CA	198	▲	+96.0%	+97
	Other	O	47	▲	+23.7%	+9
	Show Cause	SC	18	▼	-59.1%	-26
	Felony	F	14	▼	-12.5%	-2
	Restricted Operators License	RL	4	▲	+300.0%	+3
	Motion	MO	1	▼	-66.7%	-2
	Civil Violation	CV	0	▼	-100.0%	-1
<b>Total</b>			<b>4,361</b>	▼	<b>-6.2%</b>	<b>-286</b>
<b>Civil</b>	Garnishment	GA	426	▲	+23.8%	+82
	Warrant in Debt	WD	401	▼	-18.8%	-93
	Unlawful Detainer	UD	227	▲	+59.9%	+85
	Other	OT	73	▲	+15.9%	+10
	Show Cause	SC	60	▼	-47.8%	-55
	Detinue	DT	48	▼	-7.7%	-4
	Preliminary Protective Order	PP	44	▲	+4.8%	+2
	Protective Order	PO	38	▲	+22.6%	+7
	Interrogatory	IN	35	▼	-73.3%	-96
	Abstract	AJ	28	▼	-26.3%	-10
	Admin License	AL	26	▼	-29.7%	-11
	Capias	CA	10	▼	-70.6%	-24
	Impoundment	IM	9	▲	+350.0%	+7
	Motion for Judgment	MJ	3	▼	-40.0%	-2
	Bond Forfeiture	BF	2	▼	-71.4%	-5
	Counter Claim	CC	2	▲	-	+2
	Petition-Restore Arms	PR	2	▲	-	+2
	Cross Claim	CR	1	▲	-	+1
	Mechanic's Lien	ML	0	▼	-100.0%	-1
Tenants Assertion	TA	0	▼	-100.0%	-1	
<b>Total</b>			<b>1,435</b>	▼	<b>-6.8%</b>	<b>-104</b>
<b>Civil Commitments</b>	Mental Commitment	MC	794	▼	-42.3%	-583
	Other	OT	315	▼	-1.6%	-5
	Temporary Detention Order	TD	168	▼	-13.0%	-25
	Emergency Custody Order	EC	85	▲	+30.8%	+20
	Petition	PT	31	▼	-59.7%	-46
<b>Total</b>			<b>1,393</b>	▼	<b>-31.4%</b>	<b>-639</b>
<b>GRAND TOTAL</b>			<b>8,705</b>	▼	<b>-10.7%</b>	<b>-1,046</b>

\* Compared to same time period as previous year

\*\* Case Type Categories are defined in the 2017 Virginia Judicial Workload Assessment

# CPSS - GCMS 10.01 CASELOAD STATISTICS OF THE GENERAL DISTRICT COURTS

January 2022 thru December 2022 Filings (Compared to January 2021 thru December 2021)

**Staunton**

District: 25 FIPS: 790

## Filings by Major Case Category\*\*

Category	Summary	Change	% Change	Absolute Change
Felony	463	▲	+18.4%	+72
Garnishment	461	▼	-2.9%	-14
General Civil	457	▲	-17.5%	-97
Infraction/Civil Violation	3,429	▼	-8.4%	-314
Involuntary Civil Commitments	346	▼	-12.8%	-51
Landlord /Tenant	227	▼	+58.7%	+84
Misdemeanor	1,461	▲	-1.8%	-27
Other	1,779	▲	-28.5%	-708
Protective Orders	82	▲	+12.3%	+9
<b>GRAND TOTAL</b>	<b>8,705</b>	▼	-10.7%	-1,046

\* Compared to same time period as previous year

\*\* Case Type Categories are defined in the 2017 Virginia Judicial Workload Assessment  
Source: SCV-SQL-Information

2022 Overall GRAND TOTAL		Distribution of Caseload			Change*		Percentage (%) of Caseload		
<b>5,730</b>	+1,133	<b>Criminal</b>	1,060	18%	4.5% ▲	+46	<b>Criminal</b>	2021	2022
		<b>Traffic</b>	1,187	21%	62.4% ▲	+456	<b>Traffic</b>	15.9%	20.7%
2022		<b>Civil</b>	3,309	58%	28.0% ▲	+724	<b>Civil</b>	56.2%	57.7%
2021		<b>Civil Commitments</b>	174	3%	-34.8% ▼	-93	<b>Civil Commitments</b>	5.8%	3.0%
		<b>GRAND TOTAL</b>	<b>5,730</b>	100%	24.6% ▲	+1,133	<b>GRAND TOTAL</b>	100%	100%

Filings by Division & Code

Division	Case Type Description	Code	Summary	Change	% Change	Absolute Change
<b>Criminal</b>	Misdemeanor	M	510	▲	+37.1%	+138
	Felony	F	347	▼	-16.6%	-69
	Capias	CA	166	▲	+3.1%	+5
	Show Cause	SC	28	▼	-54.8%	-34
	Civil Violation	CV	7	▲	+133.3%	+4
	Restricted Operators License	RL	2	▲	-	+2
	<b>Total</b>			<b>1,060</b>	<b>▲</b>	<b>4.5%</b>
<b>Traffic</b>	Infraction	I	658	▲	+79.3%	+291
	Misdemeanor	M	378	▲	+68.8%	+154
	Capias	CA	79	▲	+2.6%	+2
	Show Cause	SC	40	↔	-	-
	Felony	F	19	▲	+72.7%	+8
	Restricted Operators License	RL	8	▲	+60.0%	+3
	Civil Violation	CV	5	▼	-28.6%	-2
<b>Total</b>			<b>1,187</b>	<b>▲</b>	<b>62.4%</b>	<b>+456</b>
<b>Civil</b>	Warrant in Debt	WD	1,783	▲	+11.9%	+189
	Garnishment	GA	520	▲	+35.8%	+137
	Unlawful Detainer	UD	401	▲	+258.0%	+289
	Detinue	DT	233	▲	+75.2%	+100
	Other	OT	123	▼	+19.4%	+20
	Preliminary Protective Order	PP	57	▲	+23.9%	+11
	Interrogatory	IN	50	▼	-45.7%	-42
	Show Cause	SC	45	▼	-18.2%	-10
	Abstract	AJ	27	▲	+170.0%	+17
	Protective Order	PO	24	▲	+20.0%	+4
	Admin License	AL	23	▲	+9.5%	+2
	Motion for Judgment	MJ	9	▲	+200.0%	+6
	Impoundment	IM	4	▲	+33.3%	+1
	Bond Forfeiture	BF	3	↔	-	-
	Capias	CA	3	▼	-40.0%	-2
	Tenants Assertion	TA	2	↔	-	-
	Counter Claim	CC	1	▲	-	+1
Petition-Restore Arms	PR	1	▲	-	+1	
<b>Total</b>			<b>3,309</b>	<b>▲</b>	<b>28.0%</b>	<b>+724</b>
<b>Civil Commitments</b>	Temporary Detention Order	TD	122	▼	-28.7%	-49
	Emergency Custody Order	EC	52	▼	-44.7%	-42
	Medical Emergency Temporary Detention Order	MT	0	▼	-100.0%	-2
<b>Total</b>			<b>174</b>	<b>▼</b>	<b>-34.8%</b>	<b>-93</b>
<b>GRAND TOTAL</b>			<b>5,730</b>	<b>▲</b>	<b>24.6%</b>	<b>+1,133</b>

Filings by Major Case Category\*\*

Category	Summary	Change	% Change	Absolute Change
Felony	366	▲	-14.3%	-61
Garnishment	570	▼	+20.0%	+95
General Civil	2,030	▲	+16.9%	+294
Infraction/Civil Violation	670	▲	+77.7%	+293
Landlord /Tenant	403	▲	+253.5%	+289
Misdemeanor	898	▲	+49.4%	+297

\* Compared to same time period as previous year

\*\* Case Type Categories are defined in the 2017 Virginia Judicial Workload Assessment

**CPSS - GCMS 10.01 CASELOAD STATISTICS OF THE GENERAL DISTRICT COURTS**

January 2022 thru December 2022 Filings (Compared to January 2021 thru December 2021)



**Waynesboro**

District: 25 FIPS: 820

Other	712	▲	-11.1%	-89
Protective Orders	81	▲	+22.7%	+15
<b>GRAND TOTAL</b>	<b>5,730</b>	▲	24.6%	+1,133

\* Compared to same time period as previous year

\*\* Case Type Categories are defined in the 2017 Virginia Judicial Workload Assessment  
Source: SCV-SQL-Information

2022 Overall GRAND TOTAL		Distribution of Caseload			Change*		Percentage (%) of Caseload		
<b>3,371</b>	+71	<b>Criminal</b>	260	8%	1.6% ▲	+4	<b>Criminal</b>	2021 7.8%	2022 7.7%
		<b>Traffic</b>	2,771	82%	4.1% ▲	+108	<b>Traffic</b>	80.7%	82.2%
		<b>Civil</b>	324	10%	-10.5% ▼	-38	<b>Civil</b>	11.0%	9.6%
		<b>Civil Commitments</b>	16	0%	-15.8% ▼	-3	<b>Civil Commitments</b>	0.6%	0.5%
		<b>GRAND TOTAL</b>	<b>3,371</b>	100%	2.2% ▲	+71	<b>GRAND TOTAL</b>	100%	100%

Filings by Division & Code

Division	Case Type Description	Code	Summary	Change	% Change	Absolute Change
<b>Criminal</b>	Misdemeanor	M	163	▲	+8.7%	+13
	Show Cause	SC	31	▼	-3.1%	-1
	Felony	F	30	▼	-33.3%	-15
	Capias	CA	18	↔		-
	Civil Violation	CV	11	▲	+83.3%	+5
	Motion	MO	4	▲	+33.3%	+1
	Restricted Operators License	RL	3	▲	+50.0%	+1
	<b>Total</b>			<b>260</b>	<b>▲</b>	<b>1.6%</b>
<b>Traffic</b>	Infraction	I	2,406	▲	+6.1%	+139
	Misdemeanor	M	341	▼	-10.7%	-41
	Capias	CA	10	▲	+42.9%	+3
	Show Cause	SC	9	▲	+50.0%	+3
	Felony	F	4	▲	+300.0%	+3
	Restricted Operators License	RL	1	▲	-	+1
	<b>Total</b>			<b>2,771</b>	<b>▲</b>	<b>4.1%</b>
<b>Civil</b>	Warrant in Debt	WD	130	▼	-21.2%	-35
	Garnishment	GA	97	▼	-3.0%	-3
	Admin License	AL	31	▲	+19.2%	+5
	Unlawful Detainer	UD	26	▲	+62.5%	+10
	Other	OT	17	▼	-19.0%	-4
	Preliminary Protective Order	PP	5	▼	-16.7%	-1
	Detinue	DT	4	▲	+33.3%	+1
	Protective Order	PO	4	▼	-42.9%	-3
	Abstract	AJ	3	▲	+200.0%	+2
	Bond Forfeiture	BF	2	↔		-
	Restricted Operators License	RL	2	▲	-	+2
	Interrogatory	IN	1	▼	-50.0%	-1
	Overweight	OC	1	▼	-66.7%	-2
	Show Cause	SC	1	▼	-50.0%	-1
	Capias	CA	0	▼	-100.0%	-1
	Impoundment	IM	0	▼	-100.0%	-6
Motion for Judgment	MJ	0	▼	-100.0%	-1	
<b>Total</b>			<b>324</b>	<b>▼</b>	<b>-10.5%</b>	<b>-38</b>
<b>Civil Commitments</b>	Temporary Detention Order	TD	10	▼	-16.7%	-2
	Emergency Custody Order	EC	6	▼	-14.3%	-1
	<b>Total</b>		<b>16</b>	<b>▼</b>	<b>-15.8%</b>	<b>-3</b>
<b>GRAND TOTAL</b>			<b>3,371</b>	<b>▲</b>	<b>2.2%</b>	<b>+71</b>

Filings by Major Case Category\*\*

Category	Summary	Change	% Change	Absolute Change
Felony	34	▲	-26.1%	-12
Garnishment	98	▼	-3.9%	-4
General Civil	137	▼	-21.3%	-37
Infraction/Civil Violation	2,418	▲	+6.2%	+142
Landlord /Tenant	26	▲	+62.5%	+10
Misdemeanor	510	▲	-4.5%	-24
Other	139	▲		0

\* Compared to same time period as previous year

\*\* Case Type Categories are defined in the 2017 Virginia Judicial Workload Assessment

**CPSS - GCMS 10.01 CASELOAD STATISTICS OF THE GENERAL DISTRICT COURTS**  
January 2022 thru December 2022 Filings (Compared to January 2021 thru December 2021)



---

Protective Orders	9	▼	-30.8%	-4
<b>GRAND TOTAL</b>	<b>3,371</b>	▲	2.2%	+71

---

\* Compared to same time period as previous year

\*\* Case Type Categories are defined in the 2017 Virginia Judicial Workload Assessment  
Source: SCV-SQL-Information

2022 Overall GRAND TOTAL		Distribution of Caseload			Change*		Percentage (%) of Caseload		
<b>14,299</b>	+1,252	<b>Criminal</b>	2,730	19%	1.0% ▲	+28	<b>Criminal</b>	2021	2022
		<b>Traffic</b>	8,457	59%	15.1% ▲	+1,110	<b>Traffic</b>	56.3%	59.1%
		<b>Civil</b>	2,987	21%	4.7% ▲	+133	<b>Civil</b>	21.9%	20.9%
		<b>Civil Commitments</b>	125	1%	-13.2% ▼	-19	<b>Civil Commitments</b>	1.1%	0.9%
		<b>GRAND TOTAL</b>	<b>14,299</b>	100%	9.6% ▲	+1,252	<b>GRAND TOTAL</b>	100%	100%

**Filings by Division & Code**

Division	Case Type Description	Code	Summary	Change	% Change	Absolute Change
<b>Criminal</b>	Misdemeanor	M	1,482	▲	+4.3%	+61
	Felony	F	605	▼	-0.8%	-5
	Show Cause	SC	279	▼	-3.1%	-9
	Capias	CA	277	▼	-4.5%	-13
	Civil Violation	CV	87	▼	-6.5%	-6
	<b>Total</b>			<b>2,730</b>	<b>▲</b>	<b>1.0%</b>
<b>Traffic</b>	Infraction	I	6,367	▲	+15.6%	+859
	Misdemeanor	M	1,880	▲	+17.2%	+276
	Capias	CA	98	▼	-16.2%	-19
	Show Cause	SC	73	▲	+14.1%	+9
	Felony	F	30	▼	-30.2%	-13
	Other	O	7	▲	+16.7%	+1
	Civil Violation	CV	2	▼	-60.0%	-3
	<b>Total</b>			<b>8,457</b>	<b>▲</b>	<b>15.1%</b>
<b>Civil</b>	Warrant in Debt	WD	1,110	▼	-3.2%	-37
	Garnishment	GA	845	▲	+17.5%	+126
	Unlawful Detainer	UD	245	▲	+51.2%	+83
	Admin License	AL	193	▼	-13.5%	-30
	Overweight	OC	105	▲	+10.5%	+10
	Other	OT	104	▲	-1.9%	-2
	Motor Carrier	MC	71	▼	-34.9%	-38
	Protective Order	PO	59	▲	+20.4%	+10
	Impoundment	IM	52	▲	+26.8%	+11
	Preliminary Protective Order	PP	52	▲	+10.6%	+5
	Bond Forfeiture	BF	43	↔		-
	Show Cause	SC	40	▼	-13.0%	-6
	Abstract	AJ	31	↔		-
	Interrogatory	IN	14	▼	-39.1%	-9
	Detinue	DT	10	▲	+66.7%	+4
	Motion for Judgment	MJ	5	▲	+400.0%	+4
	Capias	CA	4	▲	+100.0%	+2
	Tenants Assertion	TA	3	▲	-	+3
	Petition-Restore Arms	PR	1	▼	-50.0%	-1
	Cross Claim	CR	0	▼	-100.0%	-1
	Third Party Claim	TH	0	▼	-100.0%	-1
<b>Total</b>			<b>2,987</b>	<b>▲</b>	<b>4.7%</b>	<b>+133</b>
<b>Civil Commitments</b>	Temporary Detention Order	TD	76	▼	-6.2%	-5
	Emergency Custody Order	EC	49	▼	-22.2%	-14
	<b>Total</b>		<b>125</b>	<b>▼</b>	<b>-13.2%</b>	<b>-19</b>
<b>GRAND TOTAL</b>			<b>14,299</b>	<b>▲</b>	<b>9.6%</b>	<b>+1,252</b>

**Filings by Major Case Category\*\***

Category	Summary	Change	% Change	Absolute Change
Felony	635	▼	-2.8%	-18
Garnishment	859	▼	+15.8%	+117
General Civil	1,139	▲	-2.1%	-24
Infraction/Civil Violation	6,639	▼	+14.2%	+823
Landlord /Tenant	248	▲	+53.1%	+86

\* Compared to same time period as previous year

\*\* Case Type Categories are defined in the 2017 Virginia Judicial Workload Assessment



**CPSS - GCMS 10.01 CASELOAD STATISTICS OF THE GENERAL DISTRICT COURTS**

January 2022 thru December 2022 Filings (Compared to January 2021 thru December 2021)

**Frederick**

District: 26 FIPS: 069

Misdemeanor	3,362	▲	+11.1%	+337
Other	1,306	▼	-6.0%	-84
Protective Orders	111	▲	+15.6%	+15
<b>GRAND TOTAL</b>	<b>14,299</b>	▲	9.6%	+1,252

\* Compared to same time period as previous year

\*\* Case Type Categories are defined in the 2017 Virginia Judicial Workload Assessment  
Source: SCV-SQL-Information

2022 Overall GRAND TOTAL		Distribution of Caseload			Change*		Percentage (%) of Caseload		
<b>6,451</b>	+91	<b>Criminal</b>	1,390	22%	23.0% ▲	+260	<b>Criminal</b>	2021	2022
		<b>Traffic</b>	3,695	57%	-2.0% ▼	-76	<b>Traffic</b>	17.8%	21.5%
2022		<b>Civil</b>	1,316	20%	-4.7% ▼	-65	<b>Civil</b>	59.3%	57.3%
2021		<b>Civil Commitments</b>	50	1%	-35.9% ▼	-28	<b>Civil Commitments</b>	21.7%	20.4%
		<b>GRAND TOTAL</b>	<b>6,451</b>	100%	1.4% ▲	+91	<b>GRAND TOTAL</b>	1.2%	0.8%
							<b>GRAND TOTAL</b>	100%	100%

Filings by Division & Code

Division	Case Type Description	Code	Summary	Change	% Change	Absolute Change
<b>Criminal</b>	Misdemeanor	M	814	▲	+35.7%	+214
	Felony	F	405	▲	+30.2%	+94
	Show Cause	SC	95	▼	-32.6%	-46
	Capias	CA	53	↔		-
	Civil Violation	CV	22	↔		-
	Restricted Operators License	RL	1	▼	-50.0%	-1
	Motion	MO	0	▼	-100.0%	-1
	<b>Total</b>			<b>1,390</b>	<b>▲</b>	<b>23.0%</b>
<b>Traffic</b>	Infraction	I	2,783	▲	+4.3%	+115
	Misdemeanor	M	818	▼	-14.9%	-143
	Show Cause	SC	59	▼	-45.9%	-50
	Capias	CA	25	▲	+31.6%	+6
	Felony	F	9	▼	-25.0%	-3
	Civil Violation	CV	1	↔		-
	Restricted Operators License	RL	0	▼	-100.0%	-1
	<b>Total</b>			<b>3,695</b>	<b>▼</b>	<b>-2.0%</b>
<b>Civil</b>	Warrant in Debt	WD	526	▼	-1.3%	-7
	Garnishment	GA	404	▼	-8.4%	-37
	Unlawful Detainer	UD	142	▲	+47.9%	+46
	Other	OT	68	▼	+11.5%	+7
	Preliminary Protective Order	PP	31	▲	+29.2%	+7
	Detinue	DT	28	▲	+3.7%	+1
	Protective Order	PO	25	▲	+47.1%	+8
	Admin License	AL	23	▼	-23.3%	-7
	Abstract	AJ	19	▼	-48.6%	-18
	Interrogatory	IN	17	▼	-66.7%	-34
	Show Cause	SC	16	▼	-61.0%	-25
	Impoundment	IM	7	▲	+40.0%	+2
	Petition-Restore Arms	PR	3	▲	+200.0%	+2
	Bond Forfeiture	BF	2	▼	-75.0%	-6
	Capias	CA	1	▼	-66.7%	-2
	Motion for Judgment	MJ	1	▼	-75.0%	-3
	Motor Carrier	MC	1	▲	-	+1
	Overweight	OC	1	▼	-50.0%	-1
Restricted Operators License	RL	1	▲	-	+1	
<b>Total</b>			<b>1,316</b>	<b>▼</b>	<b>-4.7%</b>	<b>-65</b>
<b>Civil Commitments</b>	Temporary Detention Order	TD	34	▼	-30.6%	-15
	Emergency Custody Order	EC	14	▼	-50.0%	-14
	Mental Commitment	MC	2	▲	+100.0%	+1
	<b>Total</b>			<b>50</b>	<b>▼</b>	<b>-35.9%</b>
<b>GRAND TOTAL</b>			<b>6,451</b>	<b>▲</b>	<b>1.4%</b>	<b>+91</b>

Filings by Major Case Category\*\*

Category	Summary	Change	% Change	Absolute Change
Felony	414	▲	+28.2%	+91
Garnishment	421	▼	-14.4%	-71
General Civil	560	▲	-1.4%	-8
Infraction/Civil Violation	2,808	▲	+4.3%	+115

\* Compared to same time period as previous year



\*\* Case Type Categories are defined in the 2017 Virginia Judicial Workload Assessment

**CPSS - GCMS 10.01 CASELOAD STATISTICS OF THE GENERAL DISTRICT COURTS**  
 January 2022 thru December 2022 Filings (Compared to January 2021 thru December 2021)

Landlord /Tenant	142	▲	+47.9%	+46
Misdemeanor	1,634	▲	+4.5%	+70
Other	416	▼	-28.6%	-167
Protective Orders	56	▲	+36.6%	+15
<b>GRAND TOTAL</b>	<b>6,451</b>	▲	1.4%	+91

\* Compared to same time period as previous year

\*\* Case Type Categories are defined in the 2017 Virginia Judicial Workload Assessment  
 Source: SCV-SQL-Information

2022 Overall GRAND TOTAL		Distribution of Caseload			Change*		Percentage (%) of Caseload		
<b>29,747</b>	-3,663	<b>Criminal</b>	5,642	19%	9.9% ▲	+506	<b>Criminal</b>	2021	2022
		<b>Traffic</b>	14,171	48%	-24.3% ▼	-4,556	<b>Traffic</b>	15.4%	19.0%
		<b>Civil</b>	9,202	31%	4.7% ▲	+415	<b>Civil</b>	56.1%	47.6%
		<b>Civil Commitments</b>	732	2%	-3.7% ▼	-28	<b>Civil Commitments</b>	26.3%	30.9%
		<b>GRAND TOTAL</b>	<b>29,747</b>	100%	-11.0% ▼	-3,663	<b>GRAND TOTAL</b>	100%	100%

**Filings by Division & Code**

Division	Case Type Description	Code	Summary	Change	% Change	Absolute Change
<b>Criminal</b>	Misdemeanor	M	3,011	▲	+13.8%	+365
	Felony	F	1,586	▲	+3.3%	+50
	Capias	CA	566	▲	+13.0%	+65
	Show Cause	SC	376	▲	+8.0%	+28
	Civil Violation	CV	103	▼	-1.9%	-2
	<b>Total</b>			<b>5,642</b>	<b>▲</b>	<b>9.9%</b>
<b>Traffic</b>	Infraction	I	10,505	▼	-25.3%	-3,566
	Misdemeanor	M	3,500	▼	-20.5%	-904
	Felony	F	67	▼	-17.3%	-14
	Capias	CA	50	▼	-51.5%	-53
	Show Cause	SC	37	▼	-28.8%	-15
	Restricted Operators License	RL	9	▼	-25.0%	-3
	Civil Violation	CV	3	↔		-
	Other	O	0	▼	-100.0%	-1
	<b>Total</b>			<b>14,171</b>	<b>▼</b>	<b>-24.3%</b>
<b>Civil</b>	Warrant in Debt	WD	4,937	▼	-1.8%	-88
	Garnishment	GA	1,335	▲	+16.2%	+186
	Unlawful Detainer	UD	957	▲	+97.3%	+472
	Other	OT	239	▼	-13.1%	-36
	Detinue	DT	234	▲	+49.0%	+77
	Admin License	AL	231	▼	-0.9%	-2
	Show Cause	SC	224	▼	-12.5%	-32
	Preliminary Protective Order	PP	218	▲	+0.5%	+1
	Interrogatory	IN	214	▼	-7.8%	-18
	Protective Order	PO	212	▲	+1.9%	+4
	Bond Forfeiture	BF	174	▼	-20.5%	-45
	Impoundment	IM	114	▼	-39.4%	-74
	Abstract	AJ	64	▲	+12.3%	+7
	Motion for Judgment	MJ	20	▼	-41.2%	-14
	Capias	CA	12	▼	-58.6%	-17
	Counter Claim	CC	9	▲	+50.0%	+3
	Tenants Assertion	TA	7	▲	+133.3%	+4
	Overweight	OC	1	▼	-87.5%	-7
Petition-Restore Arms	PR	0	▼	-100.0%	-6	
<b>Total</b>			<b>9,202</b>	<b>▲</b>	<b>4.7%</b>	<b>+415</b>
<b>Civil Commitments</b>	Temporary Detention Order	TD	313	▼	-0.6%	-2
	Mental Commitment	MC	198	▲	+11.9%	+21
	Emergency Custody Order	EC	134	▼	-18.3%	-30
	Petition	PT	54	▼	-11.5%	-7
	Other	OT	31	▼	-20.5%	-8
	Medical Emergency Temporary Detention Order	MT	2	▼	-33.3%	-1
	Medical Emergency Custody Order	ME	0	▼	-100.0%	-1
<b>Total</b>			<b>732</b>	<b>▼</b>	<b>-3.7%</b>	<b>-28</b>
<b>GRAND TOTAL</b>			<b>29,747</b>	<b>▼</b>	<b>-11.0%</b>	<b>-3,663</b>

\* Compared to same time period as previous year

\*\* Case Type Categories are defined in the 2017 Virginia Judicial Workload Assessment

**Filings by Major Case Category\*\***

Category	Summary	Change	% Change	Absolute Change
Felony	1,653	▼	+2.2%	+36
Garnishment	1,549	▲	+12.2%	+168
General Civil	5,224	▼	-0.7%	-39
Infraction/Civil Violation	10,612	▼	-25.2%	-3,576
Involuntary Civil Commitments	85	▼	-15.0%	-15
Landlord /Tenant	964	▲	+97.5%	+476
Misdemeanor	6,520	▼	-7.7%	-542
Other	2,710	▼	-6.1%	-176
Protective Orders	430	▲	+1.2%	+5
<b>GRAND TOTAL</b>	<b>29,747</b>	▼	-11.0%	-3,663

\* Compared to same time period as previous year



\*\* Case Type Categories are defined in the 2017 Virginia Judicial Workload Assessment  
 Source: SCV-SQL-Information

**CPSS - GCMS 10.01 CASELOAD STATISTICS OF THE GENERAL DISTRICT COURTS**

January 2022 thru December 2022 Filings (Compared to January 2021 thru December 2021)

**Shenandoah**

District: 26 FIPS: 171

2022 Overall GRAND TOTAL		Distribution of Caseload			Change*		Percentage (%) of Caseload		
<b>10,130</b>	+77	<b>Criminal</b>	1,373	14%	-11.9% ▼	-185	<b>Criminal</b>	2021	2022
		<b>Traffic</b>	7,148	71%	7.8% ▲	+517	<b>Traffic</b>	15.5%	13.6%
		<b>Civil</b>	1,537	15%	-12.9% ▼	-228	<b>Civil</b>	66.0%	70.6%
		<b>Civil Commitments</b>	72	1%	-27.3% ▼	-27	<b>Civil Commitments</b>	17.6%	15.2%
		<b>GRAND TOTAL</b>	<b>10,130</b>	100%	0.8% ▲	+77	<b>GRAND TOTAL</b>	1.0%	0.7%
							<b>GRAND TOTAL</b>	100%	100%

**Filings by Division & Code**

Division	Case Type Description	Code	Summary	Change	% Change	Absolute Change
<b>Criminal</b>	Misdemeanor	M	725	▼	-11.2%	-91
	Felony	F	389	▼	-16.0%	-74
	Capias	CA	105	▲	+10.5%	+10
	Show Cause	SC	95	▼	-30.1%	-41
	Civil Violation	CV	47	↔		-
	Motion	MO	10	▲	+900.0%	+9
	Restricted Operators License	RL	2	▲	-	+2
	<b>Total</b>			<b>1,373</b>	▼	<b>-11.9%</b>
<b>Traffic</b>	Infraction	I	4,999	▲	+24.9%	+995
	Misdemeanor	M	2,032	▼	-18.9%	-474
	Capias	CA	56	▼	-20.0%	-14
	Show Cause	SC	35	▼	-2.8%	-1
	Felony	F	18	▲	+28.6%	+4
	Civil Violation	CV	8	▲	+700.0%	+7
	<b>Total</b>			<b>7,148</b>	▲	<b>7.8%</b>
<b>Civil</b>	Warrant in Debt	WD	603	▼	-25.8%	-210
	Garnishment	GA	471	▼	-6.0%	-30
	Unlawful Detainer	UD	162	▲	+47.3%	+52
	Admin License	AL	66	▲	+4.8%	+3
	Other	OT	54	▲	-5.3%	-3
	Preliminary Protective Order	PP	32	▲	+14.3%	+4
	Show Cause	SC	30	▼	-46.4%	-26
	Interrogatory	IN	27	▼	-35.7%	-15
	Abstract	AJ	25	▼	-13.8%	-4
	Bond Forfeiture	BF	22	▲	+10.0%	+2
	Impoundment	IM	13	▲	+8.3%	+1
	Detinue	DT	9	▲	+50.0%	+3
	Protective Order	PO	8	▼	-46.7%	-7
	Capias	CA	6	▲	+100.0%	+3
	Overweight	OC	4	▼	-20.0%	-1
	Tenants Assertion	TA	3	↔		-
	Counter Claim	CC	1	▲	-	+1
Motion for Judgment	MJ	1	▼	-50.0%	-1	
<b>Total</b>			<b>1,537</b>	▼	<b>-12.9%</b>	<b>-228</b>
<b>Civil Commitments</b>	Temporary Detention Order	TD	47	▼	-14.5%	-8
	Emergency Custody Order	EC	25	▼	-39.0%	-16
	Medical Emergency Temporary Detention Order	MT	0	▼	-100.0%	-2
	Mental Commitment	MC	0	▼	-100.0%	-1
	<b>Total</b>			<b>72</b>	▼	<b>-27.3%</b>
<b>GRAND TOTAL</b>			<b>10,130</b>	▲	0.8%	+77

**Filings by Major Case Category\*\***

Category	Summary	Change	% Change	Absolute Change
Felony	407	▲	-14.7%	-70
Garnishment	498	▼	-8.3%	-45
General Civil	621	▲	-24.9%	-206
Infraction/Civil Violation	5,058	▲	+24.7%	+1,001
Landlord /Tenant	165	▲	+46.0%	+52

\* Compared to same time period as previous year

\*\* Case Type Categories are defined in the 2017 Virginia Judicial Workload Assessment

**CPSS - GCMS 10.01 CASELOAD STATISTICS OF THE GENERAL DISTRICT COURTS**



January 2022 thru December 2022 Filings (Compared to January 2021 thru December 2021)

Misdemeanor	2,759	▲	-16.9%	-563
Other	582	▲	-13.3%	-89
Protective Orders	40	▼	-7.0%	-3
<b>GRAND TOTAL</b>	<b>10,130</b>	▲	0.8%	+77

\* Compared to same time period as previous year

\*\* Case Type Categories are defined in the 2017 Virginia Judicial Workload Assessment  
Source: SCV-SQL-Information

**CPSS - GCMS 10.01 CASELOAD STATISTICS OF THE GENERAL DISTRICT COURTS**  
 January 2022 thru December 2022 Filings (Compared to January 2021 thru December 2021)

2022 Overall GRAND TOTAL		Distribution of Caseload			Change*		Percentage (%) of Caseload		
<b>9,251</b>	-504	<b>Criminal</b>	2,318	25%	0.7% ▲	+15	<b>Criminal</b>	2021	2022
		<b>Traffic</b>	4,782	52%	-12.0% ▼	-653	<b>Traffic</b>	23.6%	25.1%
		<b>Civil</b>	2,042	22%	6.9% ▲	+132	<b>Civil</b>	55.7%	51.7%
		<b>Civil Commitments</b>	109	1%	1.9% ▲	+2	<b>Civil Commitments</b>	19.6%	22.1%
		<b>GRAND TOTAL</b>	<b>9,251</b>	100%	-5.2% ▼	-504	<b>GRAND TOTAL</b>	100%	100%

**Filings by Division & Code**

Division	Case Type Description	Code	Summary	Change	% Change	Absolute Change
<b>Criminal</b>	Misdemeanor	M	1,290	▲	+15.7%	+175
	Felony	F	607	▼	-10.5%	-71
	Show Cause	SC	183	▼	-33.2%	-91
	Capias	CA	171	▲	+20.4%	+29
	Civil Violation	CV	67	▼	-28.7%	-27
	<b>Total</b>			<b>2,318</b>	<b>▲</b>	<b>0.7%</b>
<b>Traffic</b>	Infraction	I	3,381	▼	-12.3%	-475
	Misdemeanor	M	1,265	▼	-7.4%	-101
	Show Cause	SC	66	▼	-48.4%	-62
	Capias	CA	37	▼	-31.5%	-17
	Felony	F	30	▲	+30.4%	+7
	Civil Violation	CV	3	▼	-62.5%	-5
<b>Total</b>			<b>4,782</b>	<b>▼</b>	<b>-12.0%</b>	<b>-653</b>
<b>Civil</b>	Warrant in Debt	WD	794	▼	-0.4%	-3
	Garnishment	GA	436	▼	-5.2%	-24
	Unlawful Detainer	UD	258	▲	+62.3%	+99
	Admin License	AL	129	▲	+21.7%	+23
	Impoundment	IM	116	▼	-13.4%	-18
	Other	OT	76	▲	+26.7%	+16
	Detinue	DT	64	▲	+39.1%	+18
	Preliminary Protective Order	PP	37	▲	+68.2%	+15
	Protective Order	PO	33	▲	+83.3%	+15
	Show Cause	SC	30	▼	-9.1%	-3
	Interrogatory	IN	22	▲	+57.1%	+8
	Abstract	AJ	16	▲	+23.1%	+3
	Bond Forfeiture	BF	14	▼	-62.2%	-23
	Overweight	OC	9	▲	+125.0%	+5
	Petition-Restore Arms	PR	3	▲	+200.0%	+2
	Motion for Judgment	MJ	2	▲	-	+2
	Counter Claim	CC	1	▼	-75.0%	-3
	Petition to Require Blood Test	BT	1	▲	-	+1
	Tenants Assertion	TA	1	▲	-	+1
Capias	CA	0	▼	-100.0%	-2	
<b>Total</b>			<b>2,042</b>	<b>▲</b>	<b>6.9%</b>	<b>+132</b>
<b>Civil Commitments</b>	Temporary Detention Order	TD	80	▲	+6.7%	+5
	Emergency Custody Order	EC	28	▼	-9.7%	-3
	Medical Emergency Temporary Detention Order	MT	1	↔	-	-
<b>Total</b>			<b>109</b>	<b>▲</b>	<b>1.9%</b>	<b>+2</b>
<b>GRAND TOTAL</b>			<b>9,251</b>	<b>▼</b>	<b>-5.2%</b>	<b>-504</b>

**Filings by Major Case Category\*\***

Category	Summary	Change	% Change	Absolute Change
Felony	637	▲	-9.1%	-64
Garnishment	458	▲	-3.4%	-16
General Civil	886	▲	+1.8%	+16
Infraction/Civil Violation	3,460	▲	-12.7%	-502
Landlord /Tenant	259	▲	+62.9%	+100
Misdemeanor	2,555	▲	+3.0%	+74

\* Compared to same time period as previous year

\*\* Case Type Categories are defined in the 2017 Virginia Judicial Workload Assessment





**CPSS - GCMS 10.01 CASELOAD STATISTICS OF THE GENERAL DISTRICT COURTS**

January 2022 thru December 2022 Filings (Compared to January 2021 thru December 2021)

Other	926	▲	-13.3%	-142
Protective Orders	70	▲	+75.0%	+30
<b>GRAND TOTAL</b>	<b>9,251</b>	▼	-5.2%	-504

\* Compared to same time period as previous year

\*\* Case Type Categories are defined in the 2017 Virginia Judicial Workload Assessment  
Source: SCV-SQL-Information

2022 Overall GRAND TOTAL		Distribution of Caseload			Change*		Percentage (%) of Caseload		
<b>9,054</b>	+1,782	<b>Criminal</b>	2,173	24%	14.1% ▲	+268	<b>Criminal</b>	2021	2022
		<b>Traffic</b>	3,193	35%	30.6% ▲	+749	<b>Traffic</b>	26.2%	24.0%
		<b>Civil</b>	3,188	35%	29.8% ▲	+732	<b>Civil</b>	33.6%	35.3%
		<b>Civil Commitments</b>	500	6%	7.1% ▲	+33	<b>Civil Commitments</b>	33.8%	35.2%
		<b>GRAND TOTAL</b>	<b>9,054</b>	100%	24.5% ▲	+1,782	<b>GRAND TOTAL</b>	6.4%	5.5%
							<b>GRAND TOTAL</b>	100%	100%

**Filings by Division & Code**

Division	Case Type Description	Code	Summary	Change	% Change	Absolute Change
<b>Criminal</b>	Misdemeanor	M	1,311	▲	+24.9%	+261
	Felony	F	422	▼	-7.3%	-33
	Capias	CA	234	▲	+22.5%	+43
	Show Cause	SC	181	▲	+13.1%	+21
	Civil Violation	CV	25	▼	-49.0%	-24
	<b>Total</b>			<b>2,173</b>	<b>▲</b>	<b>14.1%</b>
<b>Traffic</b>	Infraction	I	2,293	▲	+35.7%	+603
	Misdemeanor	M	693	▲	+15.7%	+94
	Other	O	121	▲	+53.2%	+42
	Capias	CA	37	▲	+5.7%	+2
	Show Cause	SC	37	▲	+48.0%	+12
	Felony	F	12	▼	-25.0%	-4
	<b>Total</b>			<b>3,193</b>	<b>▲</b>	<b>30.6%</b>
<b>Civil</b>	Garnishment	GA	1,109	▲	+37.6%	+303
	Warrant in Debt	WD	1,046	▲	+9.3%	+89
	Unlawful Detainer	UD	381	▲	+94.4%	+185
	Detinue	DT	137	▲	+65.1%	+54
	Admin License	AL	112	▲	+47.4%	+36
	Abstract	AJ	101	▲	+1,920.0%	+96
	Other	OT	87	▲	-18.7%	-20
	Bond Forfeiture	BF	51	▲	+50.0%	+17
	Protective Order	PO	40	▼	-14.9%	-7
	Preliminary Protective Order	PP	33	▼	-23.3%	-10
	Zoning Violation	ZO	25	▲	+4.2%	+1
	Impoundment	IM	20	▲	+53.8%	+7
	Interrogatory	IN	20	▼	-45.9%	-17
	Show Cause	SC	15	▼	-21.1%	-4
	Capias	CA	4	▲	+100.0%	+2
	Petition-Restore Arms	PR	3	▲	+200.0%	+2
	Motion for Judgment	MJ	2	▲	-	+2
	Tenants Assertion	TA	2	▼	-33.3%	-1
	Counter Claim	CC	0	▼	-100.0%	-1
	Restricted Operators License	RL	0	▼	-100.0%	-2
<b>Total</b>			<b>3,188</b>	<b>▲</b>	<b>29.8%</b>	<b>+732</b>
<b>Civil Commitments</b>	Mental Commitment	MC	294	▲	+21.0%	+51
	Temporary Detention Order	TD	112	▲	+2.8%	+3
	Emergency Custody Order	EC	73	▼	-16.1%	-14
	Other	OT	19	▼	-24.0%	-6
	Medical Emergency Temporary Detention Order	MT	2	↔	-	-
	Medical Emergency Custody Order	ME	0	▼	-100.0%	-1
<b>Total</b>			<b>500</b>	<b>▲</b>	<b>7.1%</b>	<b>+33</b>
<b>GRAND TOTAL</b>			<b>9,054</b>	<b>▲</b>	<b>24.5%</b>	<b>+1,782</b>

**Filings by Major Case Category\*\***

Category	Summary	Change	% Change	Absolute Change
Felony	434	▼	-7.9%	-37
Garnishment	1,129	▼	+33.9%	+286
General Civil	1,197	▲	+14.3%	+150

\* Compared to same time period as previous year

\*\* Case Type Categories are defined in the 2017 Virginia Judicial Workload Assessment



**CPSS - GCMS 10.01 CASELOAD STATISTICS OF THE GENERAL DISTRICT COURTS**

January 2022 thru December 2022 Filings (Compared to January 2021 thru December 2021)

Infraction/Civil Violation	2,439	▲	+34.2%	+621
Involuntary Civil Commitments	19	▼	-24.0%	-6
Landlord /Tenant	383	▲	+92.5%	+184
Misdemeanor	2,029	▼	+21.1%	+354
Other	1,351	▲	+22.4%	+247
Protective Orders	73	▼	-18.9%	-17
<b>GRAND TOTAL</b>	<b>9,054</b>	▲	24.5%	+1,782

\* Compared to same time period as previous year

\*\* Case Type Categories are defined in the 2017 Virginia Judicial Workload Assessment  
Source: SCV-SQL-Information

2022 Overall GRAND TOTAL		Distribution of Caseload			Change*		Percentage (%) of Caseload		
<b>7,192</b>	+1,710	<b>Criminal</b>	271	4%	18.3% ▲	+42	<b>Criminal</b>	2021	2022
		<b>Traffic</b>	6,721	93%	32.5% ▲	+1,648	<b>Traffic</b>	4.2%	3.8%
		<b>Civil</b>	193	3%	13.5% ▲	+23	<b>Civil</b>	92.5%	93.5%
		<b>Civil Commitments</b>	7	0%	-30.0% ▼	-3	<b>Civil Commitments</b>	3.1%	2.7%
		<b>GRAND TOTAL</b>	<b>7,192</b>	100%	31.2% ▲	+1,710	<b>GRAND TOTAL</b>	100%	100%

Filings by Division & Code



Division	Case Type Description	Code	Summary	Change	% Change	Absolute Change
<b>Criminal</b>	Felony	F	117	▲	+37.6%	+32
	Misdemeanor	M	116	▲	+2.7%	+3
	Show Cause	SC	21	▲	+50.0%	+7
	Capias	CA	16	▲	+23.1%	+3
	Civil Violation	CV	1	▼	-75.0%	-3
	<b>Total</b>			<b>271</b>	<b>▲</b>	<b>18.3%</b>
<b>Traffic</b>	Infraction	I	5,355	▲	+31.3%	+1,277
	Misdemeanor	M	1,358	▲	+37.2%	+368
	Civil Violation	CV	4	▼	-20.0%	-1
	Show Cause	SC	2	▲	-	+2
	Capias	CA	1	▲	-	+1
	Felony	F	1	▲	-	+1
	<b>Total</b>			<b>6,721</b>	<b>▲</b>	<b>32.5%</b>
<b>Civil</b>	Warrant in Debt	WD	91	▲	+19.7%	+15
	Garnishment	GA	38	▼	-5.0%	-2
	Overweight	OC	17	↔	-	-
	Admin License	AL	10	▲	+66.7%	+4
	Bond Forfeiture	BF	8	▲	+60.0%	+3
	Other	OT	8	▼	-27.3%	-3
	Unlawful Detainer	UD	6	▲	+20.0%	+1
	Detinue	DT	4	▲	+100.0%	+2
	Impoundment	IM	3	▲	+200.0%	+2
	Preliminary Protective Order	PP	3	▲	+200.0%	+2
	Protective Order	PO	3	▼	-40.0%	-2
	Abstract	AJ	2	▲	-	+2
	Petition-Restore Arms	PR	0	▼	-100.0%	-1
	<b>Total</b>			<b>193</b>	<b>▲</b>	<b>13.5%</b>
<b>Civil Commitments</b>	Temporary Detention Order	TD	6	▼	-25.0%	-2
	Emergency Custody Order	EC	1	▼	-50.0%	-1
<b>Total</b>			<b>7</b>	<b>▼</b>	<b>-30.0%</b>	<b>-3</b>
<b>GRAND TOTAL</b>			<b>7,192</b>	<b>▲</b>	<b>31.2%</b>	<b>+1,710</b>

Filings by Major Case Category\*\*

Category	Summary	Change	% Change	Absolute Change
Felony	118	▲	+38.8%	+33
Garnishment	38	▼	-5.0%	-2
General Civil	95	▲	+20.3%	+16
Infraction/Civil Violation	5,377	▼	+31.0%	+1,273
Landlord /Tenant	6	▲	+20.0%	+1
Misdemeanor	1,474	▲	+33.6%	+371
Other	78	▲	+30.0%	+18
Protective Orders	6	▲	-	0
<b>GRAND TOTAL</b>	<b>7,192</b>	<b>▲</b>	<b>31.2%</b>	<b>+1,710</b>

\* Compared to same time period as previous year

\*\* Case Type Categories are defined in the 2017 Virginia Judicial Workload Assessment

2022 Overall GRAND TOTAL		Distribution of Caseload			Change*		Percentage (%) of Caseload		
<b>17,377</b>	+640	<b>Criminal</b>	943	5%	-7.3% ▼	-74	<b>Criminal</b>	2021 6.1%	2022 5.4%
		<b>Traffic</b>	15,336	88%	4.3% ▲	+639	<b>Traffic</b>	87.8%	88.3%
		<b>Civil</b>	964	6%	5.8% ▲	+53	<b>Civil</b>	5.4%	5.5%
		<b>Civil Commitments</b>	134	1%	19.6% ▲	+22	<b>Civil Commitments</b>	0.7%	0.8%
		<b>GRAND TOTAL</b>	<b>17,377</b>	100%	3.8% ▲	+640	<b>GRAND TOTAL</b>	100%	100%

**Filings by Division & Code**

Division	Case Type Description	Code	Summary	Change	% Change	Absolute Change
<b>Criminal</b>	Misdemeanor	M	581	▲	+9.2%	+49
	Felony	F	266	▼	-21.8%	-74
	Capias	CA	46	▼	-43.2%	-35
	Civil Violation	CV	39	▼	-2.5%	-1
	Show Cause	SC	11	▼	-54.2%	-13
	<b>Total</b>			<b>943</b>	▼	<b>-7.3%</b>
<b>Traffic</b>	Infraction	I	13,328	▲	+7.3%	+911
	Misdemeanor	M	1,935	▼	-11.8%	-258
	Felony	F	28	▼	-9.7%	-3
	Show Cause	SC	23	▼	-25.8%	-8
	Capias	CA	18	▼	-28.0%	-7
	Civil Violation	CV	4	▲	-	+4
	<b>Total</b>			<b>15,336</b>	▲	<b>4.3%</b>
<b>Civil</b>	Warrant in Debt	WD	313	▼	-16.5%	-62
	Garnishment	GA	274	▲	+27.4%	+59
	Unlawful Detainer	UD	81	▲	+8.0%	+6
	Impoundment	IM	63	▼	-17.1%	-13
	Other	OT	45	▼	+12.5%	+5
	Preliminary Protective Order	PP	43	▲	+126.3%	+24
	Protective Order	PO	42	▲	+180.0%	+27
	Bond Forfeiture	BF	38	▼	-5.0%	-2
	Admin License	AL	29	▼	-17.1%	-6
	Abstract	AJ	12	▲	+140.0%	+7
	Detinue	DT	11	▲	+10.0%	+1
	Overweight	OC	5	↔	-	-
	Counter Claim	CC	3	▲	+200.0%	+2
	Interrogatory	IN	2	▲	-	+2
	Mechanic's Lien	ML	1	▲	-	+1
	Petition-Restore Arms	PR	1	▲	-	+1
	Show Cause	SC	1	▲	-	+1
<b>Total</b>			<b>964</b>	▲	<b>5.8%</b>	<b>+53</b>
<b>Civil Commitments</b>	Temporary Detention Order	TD	80	▲	+19.4%	+13
	Emergency Custody Order	EC	54	▲	+20.0%	+9
	<b>Total</b>		<b>134</b>	▲	<b>19.6%</b>	<b>+22</b>
<b>GRAND TOTAL</b>			<b>17,377</b>	▲	3.8%	+640

**Filings by Major Case Category\*\***



Category	Summary	Change	% Change	Absolute Change
Felony	294	▼	-20.8%	-77
Garnishment	276	▲	+28.4%	+61
General Civil	326	▲	-16.4%	-64
Infraction/Civil Violation	13,376	▲	+7.3%	+914
Landlord /Tenant	81	▲	+8.0%	+6
Misdemeanor	2,516	▼	-7.7%	-209
Other	423	▲	-9.0%	-42
Protective Orders	85	▲	+150.0%	+51
<b>GRAND TOTAL</b>	<b>17,377</b>	▲	3.8%	+640

\* Compared to same time period as previous year

\*\* Case Type Categories are defined in the 2017 Virginia Judicial Workload Assessment

\* Compared to same time period as previous year

\*\* Case Type Categories are defined in the 2017 Virginia Judicial Workload Assessment  
Source: SCV-SQL-Information

2022 Overall GRAND TOTAL		Distribution of Caseload			Change*		Percentage (%) of Caseload			
2022 	2,197	+173	<b>Criminal</b>	194	9%	-14.5% ▼	-33	<b>Criminal</b>	2021	2022
			<b>Traffic</b>	1,611	73%	13.8% ▲	+195	<b>Traffic</b>	11.2%	8.8%
2021 			<b>Civil</b>	354	16%	-0.3% ▼	-1	<b>Civil</b>	70.0%	73.3%
			<b>Civil Commitments</b>	38	2%	46.2% ▲	+12	<b>Civil Commitments</b>	17.5%	16.1%
			<b>GRAND TOTAL</b>	<b>2,197</b>	100%	8.5% ▲	+173	<b>GRAND TOTAL</b>	100%	100%

Filings by Division & Code

Division	Case Type Description	Code	Summary	Change	% Change	Absolute Change
<b>Criminal</b>	Misdemeanor	M	135	▲	+9.8%	+12
	Civil Violation	CV	27	▼	-59.1%	-39
	Felony	F	24	▼	-22.6%	-7
	Show Cause	SC	5	▲	+66.7%	+2
	Capias	CA	2	▼	-50.0%	-2
	Restricted Operators License	RL	1	▲	-	+1
	<b>Total</b>			<b>194</b>	▼	<b>-14.5%</b>
<b>Traffic</b>	Infraction	I	1,325	▲	+17.9%	+201
	Misdemeanor	M	235	▼	-3.7%	-9
	Capias	CA	14	▲	+366.7%	+11
	Felony	F	14	▼	-48.1%	-13
	Show Cause	SC	13	▲	+8.3%	+1
	Civil Violation	CV	9	▲	+80.0%	+4
	Restricted Operators License	RL	1	↔	-	-
<b>Total</b>			<b>1,611</b>	▲	<b>13.8%</b>	<b>+195</b>
<b>Civil</b>	Warrant in Debt	WD	150	▼	-12.3%	-21
	Garnishment	GA	71	▼	-4.1%	-3
	Unlawful Detainer	UD	31	▲	+82.4%	+14
	Admin License	AL	28	▲	+47.4%	+9
	Interrogatory	IN	16	▼	-5.9%	-1
	Preliminary Protective Order	PP	15	▲	+114.3%	+8
	Protective Order	PO	12	▲	+71.4%	+5
	Show Cause	SC	10	▼	-41.2%	-7
	Other	OT	9	▼	-25.0%	-3
	Capias	CA	3	▲	+50.0%	+1
	Detinue	DT	3	▼	-25.0%	-1
	Counter Claim	CC	2	▲	-	+2
	Impoundment	IM	2	↔	-	-
	Abstract	AJ	1	▼	-83.3%	-5
Tenants Assertion	TA	1	▲	-	+1	
<b>Total</b>			<b>354</b>	▼	<b>-0.3%</b>	<b>-1</b>
<b>Civil Commitments</b>	Temporary Detention Order	TD	21	↔	-	-
	Emergency Custody Order	EC	16	▲	+220.0%	+11
	Medical Emergency Custody Order	ME	1	▲	-	+1
<b>Total</b>			<b>38</b>	▲	<b>46.2%</b>	<b>+12</b>
<b>GRAND TOTAL</b>			<b>2,197</b>	▲	8.5%	+173

Filings by Major Case Category\*\*

Category	Summary	Change	% Change	Absolute Change
Felony	38	▼	-34.5%	-20
Garnishment	87	▼	-4.4%	-4
General Civil	154	▼	-12.5%	-22
Infraction/Civil Violation	1,361	▲	+13.9%	+166
Landlord /Tenant	32	▲	+88.2%	+15
Misdemeanor	372	▲	+1.1%	+4
Other	126	▲	+20.0%	+21
Protective Orders	27	▲	+92.9%	+13

\* Compared to same time period as previous year

\*\* Case Type Categories are defined in the 2017 Virginia Judicial Workload Assessment

**CPSS - GCMS 10.01 CASELOAD STATISTICS OF THE GENERAL DISTRICT COURTS**  
January 2022 thru December 2022 Filings (Compared to January 2021 thru December 2021)

---



<i><b>GRAND TOTAL</b></i>	<b>2,197</b>	▲	8.5%	+173
---------------------------	--------------	---	------	------

---

\* Compared to same time period as previous year

\*\* Case Type Categories are defined in the 2017 Virginia Judicial Workload Assessment  
Source: SCV-SQL-Information



2022 Overall GRAND TOTAL		Distribution of Caseload			Change*		Percentage (%) of Caseload		
<b>3,379</b>	+533	<b>Criminal</b>	817	24%	15.6% ▲	+110	<b>Criminal</b>	2021	2022
		<b>Traffic</b>	1,569	46%	19.3% ▲	+254	<b>Traffic</b>	46.2%	46.4%
		<b>Civil</b>	611	18%	19.8% ▲	+101	<b>Civil</b>	17.9%	18.1%
		<b>Civil Commitments</b>	382	11%	21.7% ▲	+68	<b>Civil Commitments</b>	11.0%	11.3%
		<b>GRAND TOTAL</b>	<b>3,379</b>	100%	18.7% ▲	+533	<b>GRAND TOTAL</b>	100%	100%

Filings by Division & Code

Division	Case Type Description	Code	Summary	Change	% Change	Absolute Change
<b>Criminal</b>	Misdemeanor	M	481	▲	+21.2%	+84
	Felony	F	160	▲	+11.9%	+17
	Capias	CA	88	▲	+10.0%	+8
	Show Cause	SC	58	↔		-
	Civil Violation	CV	30	▲	+3.4%	+1
	<b>Total</b>			<b>817</b>	▲	<b>15.6%</b>
<b>Traffic</b>	Infraction	I	1,172	▲	+41.7%	+345
	Misdemeanor	M	374	▼	-19.7%	-92
	Show Cause	SC	11	▲	+175.0%	+7
	Felony	F	7	▲	+16.7%	+1
	Capias	CA	4	▼	-66.7%	-8
	Civil Violation	CV	1	▲	-	+1
<b>Total</b>			<b>1,569</b>	▲	<b>19.3%</b>	<b>+254</b>
<b>Civil</b>	Warrant in Debt	WD	222	▲	+37.9%	+61
	Garnishment	GA	162	▼	-3.6%	-6
	Unlawful Detainer	UD	63	▲	+61.5%	+24
	Detinue	DT	36	▲	+44.0%	+11
	Other	OT	35	▲	+25.0%	+7
	Admin License	AL	26	▼	-10.3%	-3
	Impoundment	IM	18	▼	-5.3%	-1
	Protective Order	PO	16	▲	+77.8%	+7
	Bond Forfeiture	BF	15	▼	-11.8%	-2
	Preliminary Protective Order	PP	14	▲	+40.0%	+4
	Tenants Assertion	TA	2	▲	-	+2
	Abstract	AJ	1	↔		-
	Show Cause	SC	1	↔		-
	Interrogatory	IN	0	▼	-100.0%	-1
	Petition-Restore Arms	PR	0	▼	-100.0%	-2
<b>Total</b>			<b>611</b>	▲	<b>19.8%</b>	<b>+101</b>
<b>Civil Commitments</b>	Mental Commitment	MC	285	▲	+37.0%	+77
	Temporary Detention Order	TD	57	▼	-5.0%	-3
	Emergency Custody Order	EC	35	↔		-
	Other	OT	3	▲	+200.0%	+2
	Medical Emergency Temporary Detention Order	MT	2	▼	-77.8%	-7
	Medical Emergency Custody Order	ME	0	▼	-100.0%	-1
<b>Total</b>			<b>382</b>	▲	<b>21.7%</b>	<b>+68</b>
<b>GRAND TOTAL</b>			<b>3,379</b>	▲	18.7%	+533

Filings by Major Case Category\*\*

Category	Summary	Change	% Change	Absolute Change
Felony	167	▲	+12.1%	+18
Garnishment	162	▼	-4.1%	-7
General Civil	267	▲	+38.3%	+74
Infraction/Civil Violation	1,203	▲	+40.5%	+347
Involuntary Civil Commitments	3	▲	+200.0%	+2
Landlord /Tenant	65	▲	+66.7%	+26
Misdemeanor	855	▲	-0.9%	-8

\* Compared to same time period as previous year

\*\* Case Type Categories are defined in the 2017 Virginia Judicial Workload Assessment

**CPSS - GCMS 10.01 CASELOAD STATISTICS OF THE GENERAL DISTRICT COURTS**

January 2022 thru December 2022 Filings (Compared to January 2021 thru December 2021)

---



Other	627	▼	+12.6%	+70
Protective Orders	30	▲	+57.9%	+11
<b><i>GRAND TOTAL</i></b>	<b><u>3,379</u></b>	▲	18.7%	+533

---

\* Compared to same time period as previous year

\*\* Case Type Categories are defined in the 2017 Virginia Judicial Workload Assessment  
Source: SCV-SQL-Information

**CPSS - GCMS 10.01 CASELOAD STATISTICS OF THE GENERAL DISTRICT COURTS**  
 January 2022 thru December 2022 Filings (Compared to January 2021 thru December 2021)

2022 Overall GRAND TOTAL		Distribution of Caseload			Change*		Percentage (%) of Caseload			
<b>5,859</b>	-880	<b>Criminal</b>	499	9%	-10.4%	▼	-58	<b>Criminal</b>	2021: 8.3%	2022: 8.5%
		<b>Traffic</b>	4,531	77%	-15.0%	▼	-802	<b>Traffic</b>	79.1%	77.3%
		<b>Civil</b>	776	13%	1.4%	▲	+11	<b>Civil</b>	11.4%	13.2%
		<b>Civil Commitments</b>	53	1%	-36.9%	▼	-31	<b>Civil Commitments</b>	1.2%	0.9%
		<b>GRAND TOTAL</b>	<b>5,859</b>	100%	-13.1%	▼	-880	<b>GRAND TOTAL</b>	100%	100%

**Filings by Division & Code**

Division	Case Type Description	Code	Summary	Change	% Change	Absolute Change
<b>Criminal</b>	Misdemeanor	M	297	▼	-14.7%	-51
	Felony	F	98	▼	-21.6%	-27
	Show Cause	SC	62	▲	+51.2%	+21
	Capias	CA	32	▲	+3.2%	+1
	Civil Violation	CV	10	▼	-16.7%	-2
	<b>Total</b>			<b>499</b>	▼	<b>-10.4%</b>
<b>Traffic</b>	Infraction	I	4,020	▼	-16.0%	-766
	Misdemeanor	M	481	▼	-1.8%	-9
	Show Cause	SC	14	▼	-62.2%	-23
	Capias	CA	9	↔		-
	Felony	F	4	▼	-50.0%	-4
	Restricted Operators License	RL	3	↔		-
	<b>Total</b>			<b>4,531</b>	▼	<b>-15.0%</b>
<b>Civil</b>	Warrant in Debt	WD	394	▼	-5.5%	-23
	Garnishment	GA	173	▼	-3.4%	-6
	Unlawful Detainer	UD	112	▲	+143.5%	+66
	Other	OT	18	▼	-47.1%	-16
	Preliminary Protective Order	PP	18	▼	-5.3%	-1
	Admin License	AL	11	▼	-31.3%	-5
	Bond Forfeiture	BF	11	▼	-54.2%	-13
	Abstract	AJ	10	▲	+900.0%	+9
	Impoundment	IM	9	▼	-18.2%	-2
	Protective Order	PO	9	▼	-47.1%	-8
	Detinue	DT	5	▲	-	+5
	Counter Claim	CC	1	▲	-	+1
	Interrogatory	IN	1	▲	-	+1
	Motion for Judgment	MJ	1	▲	-	+1
	Petition to Require Blood Test	BT	1	▲	-	+1
	Restricted Operators License	RL	1	▲	-	+1
	Tenants Assertion	TA	1	▲	-	+1
	Overweight	OC	0	▼	-100.0%	-1
<b>Total</b>			<b>776</b>	▲	<b>1.4%</b>	<b>+11</b>
<b>Civil Commitments</b>	Temporary Detention Order	TD	38	▼	-40.6%	-26
	Emergency Custody Order	EC	15	▼	-25.0%	-5
	<b>Total</b>		<b>53</b>	▼	<b>-36.9%</b>	<b>-31</b>
<b>GRAND TOTAL</b>			<b>5,859</b>	▼	-13.1%	-880

**Filings by Major Case Category\*\***

Category	Summary	Change	% Change	Absolute Change
Felony	102	▼	-23.3%	-31
Garnishment	174	▲	-2.8%	-5
General Civil	406	▲	-3.8%	-16
Infraction/Civil Violation	4,030	▼	-16.0%	-769
Landlord /Tenant	113	▲	+145.7%	+67
Misdemeanor	782	▲	-7.0%	-59
Other	225	▲	-20.5%	-58
Protective Orders	27	▼	-25.0%	-9

\* Compared to same time period as previous year

\*\* Case Type Categories are defined in the 2017 Virginia Judicial Workload Assessment

**CPSS - GCMS 10.01 CASELOAD STATISTICS OF THE GENERAL DISTRICT COURTS**  
January 2022 thru December 2022 Filings (Compared to January 2021 thru December 2021)

***GRAND TOTAL***

**5,859**





-13.1%

-880

\* Compared to same time period as previous year

\*\* Case Type Categories are defined in the 2017 Virginia Judicial Workload Assessment  
Source: SCV-SQL-Information

2022 Overall GRAND TOTAL		Distribution of Caseload			Change*		Percentage (%) of Caseload		
<b>1,662</b>	-21	<b>Criminal</b>	441	27%	15.7% ▲	+60	<b>Criminal</b>	2021	2022
		<b>Traffic</b>	575	35%	-19.9% ▼	-143	<b>Traffic</b>	42.7%	34.6%
		<b>Civil</b>	591	36%	16.6% ▲	+84	<b>Civil</b>	30.1%	35.6%
		<b>Civil Commitments</b>	55	3%	-28.6% ▼	-22	<b>Civil Commitments</b>	4.6%	3.3%
		<b>GRAND TOTAL</b>	<b>1,662</b>	100%	-1.2% ▼	-21	<b>GRAND TOTAL</b>	100%	100%

Filings by Division & Code



Division	Case Type Description	Code	Summary	Change	% Change	Absolute Change
<b>Criminal</b>	Misdemeanor	M	235	▲	+16.9%	+34
	Felony	F	146	▲	+15.9%	+20
	Capias	CA	31	▲	+55.0%	+11
	Show Cause	SC	19	▼	-24.0%	-6
	Civil Violation	CV	10	▲	+11.1%	+1
	<b>Total</b>			<b>441</b>	<b>▲</b>	<b>15.7%</b>
<b>Traffic</b>	Infraction	I	354	▼	-24.0%	-112
	Misdemeanor	M	201	▼	-12.2%	-28
	Felony	F	11	▲	+37.5%	+3
	Capias	CA	6	↔		-
	Show Cause	SC	3	▼	-66.7%	-6
	<b>Total</b>			<b>575</b>	<b>▼</b>	<b>-19.9%</b>
<b>Civil</b>	Warrant in Debt	WD	375	▲	+18.3%	+58
	Garnishment	GA	73	▲	+15.9%	+10
	Other	OT	41	▲	+78.3%	+18
	Unlawful Detainer	UD	38	▲	+22.6%	+7
	Preliminary Protective Order	PP	19	▲	+90.0%	+9
	Protective Order	PO	12	▲	+9.1%	+1
	Impoundment	IM	11	▼	-62.1%	-18
	Admin License	AL	8	▲	+33.3%	+2
	Bond Forfeiture	BF	8	▲	+100.0%	+4
	Detinue	DT	5	↔		-
	Abstract	AJ	1	▼	-75.0%	-3
	Motion for Judgment	MJ	0	▼	-100.0%	-2
	Restricted Operators License	RL	0	▼	-100.0%	-1
	Show Cause	SC	0	▼	-100.0%	-1
	<b>Total</b>			<b>591</b>	<b>▲</b>	<b>16.6%</b>
<b>Civil Commitments</b>	Temporary Detention Order	TD	35	▼	-35.2%	-19
	Emergency Custody Order	EC	14	▼	-30.0%	-6
	Mental Commitment	MC	6	▲	+200.0%	+4
	Medical Emergency Temporary Detention Order	MT	0	▼	-100.0%	-1
	<b>Total</b>			<b>55</b>	<b>▼</b>	<b>-28.6%</b>
<b>GRAND TOTAL</b>			<b>1,662</b>	<b>▼</b>	<b>-1.2%</b>	<b>-21</b>

Filings by Major Case Category\*\*

Category	Summary	Change	% Change	Absolute Change
Felony	157	▲	+17.2%	+23
Garnishment	73	▲	+15.9%	+10
General Civil	387	▲	+19.1%	+62
Infraction/Civil Violation	364	▼	-23.4%	-111
Landlord /Tenant	38	▲	+22.6%	+7
Misdemeanor	436	▼	+1.2%	+5
Other	176	▼	-13.3%	-27
Protective Orders	31	▲	+47.6%	+10
<b>GRAND TOTAL</b>	<b>1,662</b>	<b>▼</b>	<b>-1.2%</b>	<b>-21</b>

\* Compared to same time period as previous year

\*\* Case Type Categories are defined in the 2017 Virginia Judicial Workload Assessment

2022 Overall GRAND TOTAL		Distribution of Caseload			Change*		Percentage (%) of Caseload		
<b>17,552</b>	+1,071	<b>Criminal</b>	3,163	18%	-0.1% ▼	-2	<b>Criminal</b>	2021	2022
		<b>Traffic</b>	10,098	58%	8.4% ▲	+786	<b>Traffic</b>	19.2%	18.0%
		<b>Civil</b>	3,599	21%	8.0% ▲	+267	<b>Civil</b>	56.5%	57.5%
		<b>Civil Commitments</b>	692	4%	3.0% ▲	+20	<b>Civil Commitments</b>	20.2%	20.5%
		<b>GRAND TOTAL</b>	<b>17,552</b>	100%	6.5% ▲	+1,071	<b>GRAND TOTAL</b>	100%	100%

**Filings by Division & Code**

Division	Case Type Description	Code	Summary	Change	% Change	Absolute Change
<b>Criminal</b>	Misdemeanor	M	1,941	▼	-2.9%	-57
	Felony	F	746	▼	-2.9%	-22
	Capias	CA	245	▲	+21.9%	+44
	Show Cause	SC	179	▲	+27.0%	+38
	Civil Violation	CV	52	▼	-7.1%	-4
	Restricted Operators License	RL	0	▼	-100.0%	-1
	<b>Total</b>			<b>3,163</b>	▼	<b>-0.1%</b>
<b>Traffic</b>	Infraction	I	8,589	▲	+13.4%	+1,014
	Misdemeanor	M	1,419	▼	-7.5%	-115
	Show Cause	SC	28	▼	-70.2%	-66
	Felony	F	24	▼	-17.2%	-5
	Capias	CA	22	▼	-42.1%	-16
	Restricted Operators License	RL	8	▼	-66.7%	-16
	Other	O	5	▼	-28.6%	-2
	Civil Violation	CV	3	▼	-72.7%	-8
<b>Total</b>			<b>10,098</b>	▲	<b>8.4%</b>	<b>+786</b>
<b>Civil</b>	Garnishment	GA	1,170	▼	-5.1%	-63
	Warrant in Debt	WD	1,003	▼	-11.9%	-136
	Unlawful Detainer	UD	648	▲	+225.6%	+449
	Admin License	AL	195	▲	+15.4%	+26
	Other	OT	136	▼	+5.4%	+7
	Detinue	DT	75	▲	+114.3%	+40
	Preliminary Protective Order	PP	75	▲	+1.4%	+1
	Bond Forfeiture	BF	64	▼	-3.0%	-2
	Interrogatory	IN	63	▼	-30.0%	-27
	Protective Order	PO	54	▲	+1.9%	+1
	Abstract	AJ	36	▲	+5.9%	+2
	Show Cause	SC	35	▼	-10.3%	-4
	Impoundment	IM	23	▼	-52.1%	-25
	Tenants Assertion	TA	13	▲	+85.7%	+6
	Counter Claim	CC	3	↔		-
	Petition-Restore Arms	PR	3	▼	-50.0%	-3
	Capias	CA	2	▲	+100.0%	+1
	Motion for Judgment	MJ	1	↔		-
	Mechanic's Lien	ML	0	▼	-100.0%	-1
Overweight	OC	0	▼	-100.0%	-5	
<b>Total</b>			<b>3,599</b>	▲	<b>8.0%</b>	<b>+267</b>
<b>Civil Commitments</b>	Mental Commitment	MC	259	▲	+1.2%	+3
	Temporary Detention Order	TD	251	▼	-6.0%	-16
	Emergency Custody Order	EC	108	▲	+33.3%	+27
	Other	OT	67	↔		-
	Medical Emergency Temporary Detention Order	MT	7	▲	+600.0%	+6
<b>Total</b>			<b>692</b>	▲	<b>3.0%</b>	<b>+20</b>
<b>GRAND TOTAL</b>			<b>17,552</b>	▲	6.5%	+1,071

\* Compared to same time period as previous year



\*\* Case Type Categories are defined in the 2017 Virginia Judicial Workload Assessment

**Filings by Major Case Category\*\***

Category	Summary	Change	% Change	Absolute Change
Felony	770	▼	-3.4%	-27
Garnishment	1,233	▼	-6.8%	-90
General Civil	1,096	▼	-9.0%	-108
Infraction/Civil Violation	8,649	▼	+13.0%	+995
Involuntary Civil Commitments	67	↔		0
Landlord /Tenant	661	▲	+220.9%	+455
Misdemeanor	3,368	▼	-5.3%	-189
Other	1,579	▲	+2.1%	+33
Protective Orders	129	▲	+1.6%	+2
<b>GRAND TOTAL</b>	<b>17,552</b>	▲	6.5%	+1,071

\* Compared to same time period as previous year

\*\* Case Type Categories are defined in the 2017 Virginia Judicial Workload Assessment  
 Source: SCV-SQL-Information

2022 Overall GRAND TOTAL		Distribution of Caseload			Change*		Percentage (%) of Caseload		
<b>13,577</b>	-177	<b>Criminal</b>	2,203	16%	10.8% ▲	+215	<b>Criminal</b>	2021 14.5%	2022 16.2%
		<b>Traffic</b>	9,152	67%	-4.9% ▼	-468	<b>Traffic</b>	69.9%	67.4%
2022 		<b>Civil</b>	1,836	14%	11.6% ▲	+191	<b>Civil</b>	12.0%	13.5%
2021 		<b>Civil Commitments</b>	386	3%	-23.0% ▼	-115	<b>Civil Commitments</b>	3.6%	2.8%
		<b>GRAND TOTAL</b>	<b>13,577</b>	100%	-1.3% ▼	-177	<b>GRAND TOTAL</b>	100%	100%

Filings by Division & Code

Division	Case Type Description	Code	Summary	Change	% Change	Absolute Change
<b>Criminal</b>	Misdemeanor	M	1,243	▲	+11.8%	+131
	Felony	F	472	▼	-5.6%	-28
	Show Cause	SC	252	▲	+30.6%	+59
	Capias	CA	202	▲	+36.5%	+54
	Civil Violation	CV	34	↔		-
	Motion	MO	0	▼	-100.0%	-1
	<b>Total</b>			<b>2,203</b>	<b>▲</b>	<b>10.8%</b>
<b>Traffic</b>	Infraction	I	7,585	▼	-6.1%	-490
	Misdemeanor	M	1,517	▲	+1.9%	+28
	Felony	F	14	▼	-6.7%	-1
	Show Cause	SC	12	▼	-14.3%	-2
	Restricted Operators License	RL	11	▲	+57.1%	+4
	Capias	CA	7	▼	-41.7%	-5
	Civil Violation	CV	3	↔		-
	Motion	MO	3	▼	-40.0%	-2
<b>Total</b>			<b>9,152</b>	<b>▼</b>	<b>-4.9%</b>	<b>-468</b>
<b>Civil</b>	Warrant in Debt	WD	668	▲	+9.5%	+58
	Garnishment	GA	365	▼	-3.2%	-12
	Unlawful Detainer	UD	324	▲	+98.8%	+161
	Other	OT	138	▼	+0.7%	+1
	Protective Order	PO	80	▲	+21.2%	+14
	Preliminary Protective Order	PP	77	▼	-8.3%	-7
	Bond Forfeiture	BF	40	▼	-21.6%	-11
	Detinue	DT	37	▲	+85.0%	+17
	Show Cause	SC	33	▼	-26.7%	-12
	Interrogatory	IN	29	▼	-44.2%	-23
	Admin License	AL	28	▲	+21.7%	+5
	Abstract	AJ	8	▲	+60.0%	+3
	Tenants Assertion	TA	4	▲	+300.0%	+3
	Petition-Restore Arms	PR	3	▲	-	+3
	Impoundment	IM	2	▼	-60.0%	-3
	Capias	CA	0	▼	-100.0%	-1
	Counter Claim	CC	0	▼	-100.0%	-4
Restricted Operators License	RL	0	▼	-100.0%	-1	
<b>Total</b>			<b>1,836</b>	<b>▲</b>	<b>11.6%</b>	<b>+191</b>
<b>Civil Commitments</b>	Mental Commitment	MC	164	▼	-32.2%	-78
	Temporary Detention Order	TD	114	▼	-14.3%	-19
	Emergency Custody Order	EC	91	▲	+11.0%	+9
	Other	OT	16	▼	-59.0%	-23
	Medical Emergency Temporary Detention Order	MT	1	▼	-80.0%	-4
<b>Total</b>			<b>386</b>	<b>▼</b>	<b>-23.0%</b>	<b>-115</b>
<b>GRAND TOTAL</b>			<b>13,577</b>	<b>▼</b>	<b>-1.3%</b>	<b>-177</b>

Filings by Major Case Category\*\*

Category	Summary	Change	% Change	Absolute Change
Felony	486	▼	-5.6%	-29
Garnishment	394	▼	-8.2%	-35
General Civil	716	▲	+10.7%	+69

\* Compared to same time period as previous year

\*\* Case Type Categories are defined in the 2017 Virginia Judicial Workload Assessment





**CPSS - GCMS 10.01 CASELOAD STATISTICS OF THE GENERAL DISTRICT COURTS**

January 2022 thru December 2022 Filings (Compared to January 2021 thru December 2021)

Infraction/Civil Violation	7,622	▼	-6.0%	-490
Involuntary Civil Commitments	16	▼	-59.0%	-23
Landlord /Tenant	328	▲	+100.0%	+164
Misdemeanor	2,771	▼	+6.2%	+162
Other	1,087	▼	-0.2%	-2
Protective Orders	157	▲	+4.7%	+7
<b>GRAND TOTAL</b>	<b>13,577</b>	▼	-1.3%	-177

\* Compared to same time period as previous year

\*\* Case Type Categories are defined in the 2017 Virginia Judicial Workload Assessment  
Source: SCV-SQL-Information

2022 Overall GRAND TOTAL		Distribution of Caseload			Change*		Percentage (%) of Caseload		
<b>3,001</b>	+374	<b>Criminal</b>	851	28%	-13.2% ▼	-129	<b>Criminal</b>	2021	2022
		<b>Traffic</b>	1,227	41%	43.3% ▲	+371	<b>Traffic</b>	37.3%	28.4%
		<b>Civil</b>	819	27%	15.8% ▲	+112	<b>Civil</b>	32.6%	40.9%
		<b>Civil Commitments</b>	104	3%	23.8% ▲	+20	<b>Civil Commitments</b>	26.9%	27.3%
		<b>GRAND TOTAL</b>	<b>3,001</b>	100%	14.2% ▲	+374	<b>GRAND TOTAL</b>	100%	100%

Filings by Division & Code

Division	Case Type Description	Code	Summary	Change	% Change	Absolute Change
<b>Criminal</b>	Misdemeanor	M	653	▼	-14.8%	-113
	Show Cause	SC	110	▲	+57.1%	+40
	Felony	F	53	▼	-42.4%	-39
	Civil Violation	CV	20	▼	-47.4%	-18
	Capias	CA	15	▲	+7.1%	+1
	<b>Total</b>			<b>851</b>	▼	<b>-13.2%</b>
<b>Traffic</b>	Infraction	I	971	▲	+57.6%	+355
	Misdemeanor	M	242	▲	+8.0%	+18
	Restricted Operators License	RL	9	▲	+28.6%	+2
	Felony	F	2	▼	-60.0%	-3
	Show Cause	SC	2	↔		-
	Civil Violation	CV	1	▲	-	+1
	Capias	CA	0	▼	-100.0%	-2
	<b>Total</b>			<b>1,227</b>	▲	<b>43.3%</b>
<b>Civil</b>	Warrant in Debt	WD	330	▲	+36.4%	+88
	Unlawful Detainer	UD	162	▲	+161.3%	+100
	Garnishment	GA	101	▼	-9.8%	-11
	Admin License	AL	69	▼	-42.5%	-51
	Other	OT	60	▼	+15.4%	+8
	Preliminary Protective Order	PP	40	▼	-2.4%	-1
	Protective Order	PO	38	▲	+2.7%	+1
	Interrogatory	IN	8	▼	-27.3%	-3
	Show Cause	SC	5	▼	-37.5%	-3
	Impoundment	IM	3	▼	-25.0%	-1
	Abstract	AJ	1	▼	-83.3%	-5
	Bond Forfeiture	BF	1	▼	-83.3%	-5
	Capias	CA	1	↔		-
	Counter Claim	CC	0	▼	-100.0%	-1
	Detinue	DT	0	▼	-100.0%	-2
	Petition-Restore Arms	PR	0	▼	-100.0%	-1
	Tenants Assertion	TA	0	▼	-100.0%	-1
<b>Total</b>			<b>819</b>	▲	<b>15.8%</b>	<b>+112</b>
<b>Civil Commitments</b>	Temporary Detention Order	TD	83	▲	+27.7%	+18
	Emergency Custody Order	EC	21	▲	+10.5%	+2
	<b>Total</b>		<b>104</b>	▲	<b>23.8%</b>	<b>+20</b>
<b>GRAND TOTAL</b>			<b>3,001</b>	▲	14.2%	+374

Filings by Major Case Category\*\*

Category	Summary	Change	% Change	Absolute Change
Felony	55	▼	-43.3%	-42
Garnishment	109	▼	-11.4%	-14
General Civil	331	▼	+31.3%	+79
Infraction/Civil Violation	992	▲	+51.7%	+338
Landlord /Tenant	162	▲	+157.1%	+99
Misdemeanor	904	▲	-9.3%	-93
Other	370	▼	+1.9%	+7
Protective Orders	78	▲		0

\* Compared to same time period as previous year

\*\* Case Type Categories are defined in the 2017 Virginia Judicial Workload Assessment

Source: SCV-SQL-Information

**CPSS - GCMS 10.01 CASELOAD STATISTICS OF THE GENERAL DISTRICT COURTS**

January 2022 thru December 2022 Filings (Compared to January 2021 thru December 2021)



---

<i><b>GRAND TOTAL</b></i>	<b>3,001</b>	▲	14.2%	+374
---------------------------	--------------	---	-------	------

---

\* Compared to same time period as previous year

\*\* Case Type Categories are defined in the 2017 Virginia Judicial Workload Assessment  
Source: SCV-SQL-Information

2022 Overall GRAND TOTAL		Distribution of Caseload			Change*		Percentage (%) of Caseload		
<b>14,588</b>	+38	<b>Criminal</b>	1,578	11%	0.7% ▲	+11	<b>Criminal</b>	2021	2022
		<b>Traffic</b>	11,328	78%	-1.1% ▼	-129	<b>Traffic</b>	10.8%	10.8%
		<b>Civil</b>	1,521	10%	13.3% ▲	+179	<b>Civil</b>	78.7%	77.7%
		<b>Civil Commitments</b>	161	1%	-12.5% ▼	-23	<b>Civil Commitments</b>	9.2%	10.4%
		<b>GRAND TOTAL</b>	<b>14,588</b>	100%	0.3% ▲	+38	<b>GRAND TOTAL</b>	1.3%	1.1%
							<b>GRAND TOTAL</b>	100%	100%

Filings by Division & Code

Division	Case Type Description	Code	Summary	Change	% Change	Absolute Change
<b>Criminal</b>	Misdemeanor	M	939	▲	+14.1%	+116
	Felony	F	397	▼	-26.1%	-140
	Capias	CA	149	▲	+41.9%	+44
	Show Cause	SC	70	↔	-	-
	Civil Violation	CV	22	▼	-31.3%	-10
	Restricted Operators License	RL	1	▲	-	+1
	<b>Total</b>			<b>1,578</b>	<b>▲</b>	<b>0.7%</b>
<b>Traffic</b>	Infraction	I	9,599	▼	-1.6%	-153
	Misdemeanor	M	1,640	▲	+1.5%	+24
	Capias	CA	35	▼	-7.9%	-3
	Felony	F	27	▲	+17.4%	+4
	Show Cause	SC	17	▼	-19.0%	-4
	Restricted Operators License	RL	6	▼	-14.3%	-1
	Civil Violation	CV	4	▲	-	+4
<b>Total</b>			<b>11,328</b>	<b>▼</b>	<b>-1.1%</b>	<b>-129</b>
<b>Civil</b>	Warrant in Debt	WD	682	▲	+6.9%	+44
	Garnishment	GA	345	▲	+14.6%	+44
	Unlawful Detainer	UD	163	▲	+64.6%	+64
	Other	OT	94	▼	-2.1%	-2
	Bond Forfeiture	BF	63	▲	+14.5%	+8
	Protective Order	PO	43	▲	+7.5%	+3
	Preliminary Protective Order	PP	42	▲	+10.5%	+4
	Admin License	AL	18	▲	+12.5%	+2
	Detinue	DT	18	▼	-18.2%	-4
	Impoundment	IM	13	▲	+85.7%	+6
	Interrogatory	IN	13	▲	+8.3%	+1
	Abstract	AJ	8	▼	-11.1%	-1
	Show Cause	SC	8	▲	+60.0%	+3
	Motion for Judgment	MJ	4	▲	+300.0%	+3
	Petition-Restore Arms	PR	2	↔	-	-
	Tenants Assertion	TA	2	▲	-	+2
	Capias	CA	1	▲	-	+1
	Counter Claim	CC	1	▲	-	+1
	Overweight	OC	1	▲	-	+1
	Restricted Operators License	RL	0	▼	-100.0%	-1
<b>Total</b>			<b>1,521</b>	<b>▲</b>	<b>13.3%</b>	<b>+179</b>
<b>Civil Commitments</b>	Temporary Detention Order	TD	99	↔	-	-
	Emergency Custody Order	EC	62	▼	-26.2%	-22
	Medical Emergency Custody Order	ME	0	▼	-100.0%	-1
	<b>Total</b>			<b>161</b>	<b>▼</b>	<b>-12.5%</b>
<b>GRAND TOTAL</b>			<b>14,588</b>	<b>▲</b>	<b>0.3%</b>	<b>+38</b>

Filings by Major Case Category\*\*

Category	Summary	Change	% Change	Absolute Change
Felony	424	▼	-24.3%	-136
Garnishment	358	▲	+14.4%	+45
General Civil	711	▲	+6.3%	+42
Infraction/Civil Violation	9,626	▲	-1.6%	-158

\* Compared to same time period as previous year

\*\* Case Type Categories are defined in the 2017 Virginia Judicial Workload Assessment


**CPSS - GCMS 10.01 CASELOAD STATISTICS OF THE GENERAL DISTRICT COURTS**

January 2022 thru December 2022 Filings (Compared to January 2021 thru December 2021)

Landlord /Tenant	165	▲	+66.7%	+66
Misdemeanor	2,586	▲	+5.7%	+139
Other	633	▲	+5.5%	+33
Protective Orders	85	▲	+9.0%	+7
<b>GRAND TOTAL</b>	<b>14,588</b>	▲	0.3%	+38

\* Compared to same time period as previous year

\*\* Case Type Categories are defined in the 2017 Virginia Judicial Workload Assessment  
Source: SCV-SQL-Information

2022 Overall GRAND TOTAL		Distribution of Caseload			Change*		Percentage (%) of Caseload		
<b>7,913</b>	-2,312	<b>Criminal</b>	1,650	21%	3.7% ▲	+59	<b>Criminal</b>	2021	2022
		<b>Traffic</b>	4,684	59%	-33.7% ▼	-2,380	<b>Traffic</b>	69.1%	59.2%
		<b>Civil</b>	1,168	15%	6.1% ▲	+67	<b>Civil</b>	10.8%	14.8%
		<b>Civil Commitments</b>	411	5%	-12.4% ▼	-58	<b>Civil Commitments</b>	4.6%	5.2%
		<b>GRAND TOTAL</b>	<b>7,913</b>	100%	-22.6% ▼	-2,312	<b>GRAND TOTAL</b>	100%	100%

Filings by Division & Code

Division	Case Type Description	Code	Summary	Change	% Change	Absolute Change
<b>Criminal</b>	Misdemeanor	M	858	▲	+8.7%	+69
	Felony	F	505	▲	+6.3%	+30
	Capias	CA	213	▼	-11.6%	-28
	Show Cause	SC	45	▼	-27.4%	-17
	Civil Violation	CV	29	▲	+20.8%	+5
	<b>Total</b>			<b>1,650</b>	<b>▲</b>	<b>3.7%</b>
<b>Traffic</b>	Infraction	I	3,782	▼	-30.6%	-1,666
	Misdemeanor	M	856	▼	-44.6%	-690
	Capias	CA	23	▼	-20.7%	-6
	Felony	F	19	▼	-26.9%	-7
	Show Cause	SC	3	▼	-70.0%	-7
	Civil Violation	CV	1	▼	-80.0%	-4
	<b>Total</b>			<b>4,684</b>	<b>▼</b>	<b>-33.7%</b>
<b>Civil</b>	Warrant in Debt	WD	356	▼	-10.6%	-42
	Unlawful Detainer	UD	250	▲	+108.3%	+130
	Garnishment	GA	223	▲	+2.8%	+6
	Bond Forfeiture	BF	115	▼	-8.7%	-11
	Other	OT	90	▼	-5.3%	-5
	Preliminary Protective Order	PP	41	▼	-2.4%	-1
	Protective Order	PO	36	▼	-5.3%	-2
	Admin License	AL	29	▼	-23.7%	-9
	Show Cause	SC	11	▲	+266.7%	+8
	Detinue	DT	10	▲	+100.0%	+5
	Abstract	AJ	3	▼	-57.1%	-4
	Restricted Operators License	RL	2	▲	+100.0%	+1
	Impoundment	IM	1	▼	-85.7%	-6
	Interrogatory	IN	1	▲	-	+1
	Overweight	OC	0	▼	-100.0%	-3
	Tenants Assertion	TA	0	▼	-100.0%	-1
<b>Total</b>			<b>1,168</b>	<b>▲</b>	<b>6.1%</b>	<b>+67</b>
<b>Civil Commitments</b>	Mental Commitment	MC	364	▼	-11.2%	-46
	Emergency Custody Order	EC	26	▼	-13.3%	-4
	Temporary Detention Order	TD	19	▼	-34.5%	-10
	Other	OT	2	▲	-	+2
<b>Total</b>			<b>411</b>	<b>▼</b>	<b>-12.4%</b>	<b>-58</b>
<b>GRAND TOTAL</b>			<b>7,913</b>	<b>▼</b>	<b>-22.6%</b>	<b>-2,312</b>

Filings by Major Case Category\*\*

Category	Summary	Change	% Change	Absolute Change
Felony	524	▼	+4.6%	+23
Garnishment	224	▲	+3.2%	+7
General Civil	369	▲	-9.3%	-38
Infraction/Civil Violation	3,812	▼	-30.4%	-1,668
Involuntary Civil Commitments	2	▲	-	+2
Landlord /Tenant	250	▲	+106.6%	+129
Misdemeanor	1,716	▲	-26.5%	-620
Other	939	▼	-13.3%	-144

\* Compared to same time period as previous year

\*\* Case Type Categories are defined in the 2017 Virginia Judicial Workload Assessment

**CPSS - GCMS 10.01 CASELOAD STATISTICS OF THE GENERAL DISTRICT COURTS**  
January 2022 thru December 2022 Filings (Compared to January 2021 thru December 2021)

---

Protective Orders	77	▼	-3.8%	-3
<b>GRAND TOTAL</b>	<b>7,913</b>	▼	-22.6%	-2,312



---

\* Compared to same time period as previous year

\*\* Case Type Categories are defined in the 2017 Virginia Judicial Workload Assessment  
Source: SCV-SQL-Information

**CPSS - GCMS 10.01 CASELOAD STATISTICS OF THE GENERAL DISTRICT COURTS**

January 2022 thru December 2022 Filings (Compared to January 2021 thru December 2021)

2022 Overall GRAND TOTAL		Distribution of Caseload			Change*		Percentage (%) of Caseload		
<b>14,002</b>	-2,131	<b>Criminal</b>	1,492	11%	-2.7% ▼	-42	<b>Criminal</b>	2021 9.5%	2022 10.7%
		<b>Traffic</b>	9,845	70%	-16.5% ▼	-1,946	<b>Traffic</b>	73.1%	70.3%
		<b>Civil</b>	1,415	10%	0.8% ▲	+11	<b>Civil</b>	8.7%	10.1%
		<b>Civil Commitments</b>	1,250	9%	-11.0% ▼	-154	<b>Civil Commitments</b>	8.7%	8.9%
		<b>GRAND TOTAL</b>	<b>14,002</b>	100%	-13.2% ▼	-2,131	<b>GRAND TOTAL</b>	100%	100%

**Filings by Division & Code**

Division	Case Type Description	Code	Summary	Change	% Change	Absolute Change
<b>Criminal</b>	Misdemeanor	M	911	▼	-4.3%	-41
	Felony	F	295	▼	-3.9%	-12
	Capias	CA	176	▲	+0.6%	+1
	Show Cause	SC	84	▲	+13.5%	+10
	Civil Violation	CV	26	↔		-
	<b>Total</b>			<b>1,492</b>	▼	<b>-2.7%</b>
<b>Traffic</b>	Infraction	I	7,245	▼	-16.8%	-1,467
	Misdemeanor	M	2,443	▼	-15.3%	-443
	Capias	CA	106	↔		-
	Show Cause	SC	42	▼	-37.3%	-25
	Felony	F	9	▼	-52.6%	-10
	Civil Violation	CV	0	▼	-100.0%	-1
<b>Total</b>			<b>9,845</b>	▼	<b>-16.5%</b>	<b>-1,946</b>
<b>Civil</b>	Warrant in Debt	WD	522	▼	-14.6%	-89
	Garnishment	GA	432	▲	+27.4%	+93
	Unlawful Detainer	UD	200	▲	+65.3%	+79
	Other	OT	101	▼	-22.9%	-30
	Protective Order	PO	43	▼	-23.2%	-13
	Preliminary Protective Order	PP	39	▼	-33.9%	-20
	Admin License	AL	30	▲	+15.4%	+4
	Detinue	DT	21	▲	+133.3%	+12
	Abstract	AJ	7	▼	-56.3%	-9
	Impoundment	IM	3	▼	-66.7%	-6
	Motion for Judgment	MJ	3	▼	-25.0%	-1
	Overweight	OC	3	▼	-50.0%	-3
	Petition-Restore Arms	PR	3	▼	-40.0%	-2
	Show Cause	SC	3	▼	-25.0%	-1
	Tenants Assertion	TA	3	↔		-
	Bond Forfeiture	BF	2	▼	-50.0%	-2
Interrogatory	IN	0	▼	-100.0%	-1	
<b>Total</b>			<b>1,415</b>	▲	<b>0.8%</b>	<b>+11</b>
<b>Civil Commitments</b>	Mental Commitment	MC	1,038	▼	-3.4%	-36
	Temporary Detention Order	TD	88	▼	-35.3%	-48
	Other	OT	78	▼	-22.0%	-22
	Emergency Custody Order	EC	46	▼	-51.1%	-48
<b>Total</b>			<b>1,250</b>	▼	<b>-11.0%</b>	<b>-154</b>
<b>GRAND TOTAL</b>			<b>14,002</b>	▼	-13.2%	-2,131

**Filings by Major Case Category\*\***

Category	Summary	Change	% Change	Absolute Change
Felony	304	▼	-6.7%	-22
Garnishment	432	▼	+27.1%	+92
General Civil	551	▲	-12.8%	-81
Infraction/Civil Violation	7,274	▼	-16.8%	-1,471
Involuntary Civil Commitments	78	▼	-22.0%	-22
Landlord /Tenant	203	▲	+63.7%	+79
Misdemeanor	3,354	▼	-12.6%	-484

\* Compared to same time period as previous year

\*\* Case Type Categories are defined in the 2017 Virginia Judicial Workload Assessment





**CPSS - GCMS 10.01 CASELOAD STATISTICS OF THE GENERAL DISTRICT COURTS**  
 January 2022 thru December 2022 Filings (Compared to January 2021 thru December 2021)

Other	1,724	▼	-9.9%	-189
Protective Orders	82	▼	-28.7%	-33
<b>GRAND TOTAL</b>	<b>14,002</b>	▼	-13.2%	-2,131

\* Compared to same time period as previous year

\*\* Case Type Categories are defined in the 2017 Virginia Judicial Workload Assessment  
 Source: SCV-SQL-Information

2022 Overall GRAND TOTAL		Distribution of Caseload			Change*		Percentage (%) of Caseload		
<b>19,127</b>	-914	<b>Criminal</b>	2,672	14%	11.2% ▲	+270	<b>Criminal</b>	2021: 12.0%	2022: 14.0%
		<b>Traffic</b>	14,201	74%	-7.8% ▼	-1,197	<b>Traffic</b>	76.8%	74.2%
		<b>Civil</b>	1,929	10%	0.7% ▲	+14	<b>Civil</b>	9.6%	10.1%
		<b>Civil Commitments</b>	325	2%	-0.3% ▼	-1	<b>Civil Commitments</b>	1.6%	1.7%
		<b>GRAND TOTAL</b>	<b>19,127</b>	100%	-4.6% ▼	-914	<b>GRAND TOTAL</b>	100%	100%

**Filings by Division & Code**

Division	Case Type Description	Code	Summary	Change	% Change	Absolute Change
<b>Criminal</b>	Misdemeanor	M	1,276	▲	+3.2%	+39
	Felony	F	911	▲	+32.4%	+223
	Capias	CA	306	▲	+1.3%	+4
	Show Cause	SC	160	▲	+4.6%	+7
	Civil Violation	CV	19	▼	-13.6%	-3
	<b>Total</b>			<b>2,672</b>	<b>▲</b>	<b>11.2%</b>
<b>Traffic</b>	Infraction	I	12,407	▼	-8.9%	-1,208
	Misdemeanor	M	1,721	▲	+0.1%	+1
	Felony	F	41	▲	+32.3%	+10
	Capias	CA	17	▲	+21.4%	+3
	Show Cause	SC	11	▼	-31.3%	-5
	Civil Violation	CV	4	▲	+300.0%	+3
	Other	O	0	▼	-100.0%	-1
	<b>Total</b>			<b>14,201</b>	<b>▼</b>	<b>-7.8%</b>
<b>Civil</b>	Warrant in Debt	WD	662	▼	-22.5%	-192
	Garnishment	GA	535	▲	+27.7%	+116
	Unlawful Detainer	UD	257	▲	+29.1%	+58
	Other	OT	194	▲	+14.1%	+24
	Preliminary Protective Order	PP	95	▲	+18.8%	+15
	Protective Order	PO	90	▲	+13.9%	+11
	Admin License	AL	34	▼	-12.8%	-5
	Detinue	DT	21	▼	-12.5%	-3
	Abstract	AJ	8	▼	-11.1%	-1
	Bond Forfeiture	BF	6	▼	-50.0%	-6
	Impoundment	IM	6	▲	+500.0%	+5
	Petition-Restore Arms	PR	6	▲	+100.0%	+3
	Interrogatory	IN	5	▼	-37.5%	-3
	Show Cause	SC	4	▼	-20.0%	-1
	Overweight	OC	3	▼	-57.1%	-4
	Tenants Assertion	TA	2	▼	-33.3%	-1
	Restricted Operators License	RL	1	▲	-	+1
	Capias	CA	0	▼	-100.0%	-2
	Counter Claim	CC	0	▼	-100.0%	-1
<b>Total</b>			<b>1,929</b>	<b>▲</b>	<b>0.7%</b>	<b>+14</b>
<b>Civil Commitments</b>	Temporary Detention Order	TD	180	▼	-6.3%	-12
	Emergency Custody Order	EC	140	▲	+5.3%	+7
	Mental Commitment	MC	3	▲	+200.0%	+2
	Medical Emergency Custody Order	ME	1	▲	-	+1
	Medical Emergency Temporary Detention Order	MT	1	▲	-	+1
	<b>Total</b>			<b>325</b>	<b>▼</b>	<b>-0.3%</b>
<b>GRAND TOTAL</b>			<b>19,127</b>	<b>▼</b>	<b>-4.6%</b>	<b>-914</b>

**Filings by Major Case Category\*\***

Category	Summary	Change	% Change	Absolute Change
Felony	952	▲	+32.4%	+233
Garnishment	540	▼	+26.5%	+113
General Civil	696	▲	-21.2%	-187
Infraction/Civil Violation	12,433	▲	-8.9%	-1,213

\* Compared to same time period as previous year

\*\* Case Type Categories are defined in the 2017 Virginia Judicial Workload Assessment

**CPSS - GCMS 10.01 CASELOAD STATISTICS OF THE GENERAL DISTRICT COURTS**

January 2022 thru December 2022 Filings (Compared to January 2021 thru December 2021)



**Washington**

District: 28 FIPS: 191

Landlord /Tenant	259	▼	+28.2%	+57
Misdemeanor	2,998	▲	+1.4%	+41
Other	1,064	▲	+1.5%	+16
Protective Orders	185	▲	+16.4%	+26
<b>GRAND TOTAL</b>	<b>19,127</b>	▼	-4.6%	-914

\* Compared to same time period as previous year

\*\* Case Type Categories are defined in the 2017 Virginia Judicial Workload Assessment  
Source: SCV-SQL-Information

2022 Overall GRAND TOTAL		Distribution of Caseload			Change*		Percentage (%) of Caseload		
<b>5,624</b>	-102	<b>Criminal</b>	1,163	21%	-11.5% ▼	-151	<b>Criminal</b>	2021	2022
		<b>Traffic</b>	2,645	47%	-3.4% ▼	-94	<b>Traffic</b>	47.8%	47.0%
2022 		<b>Civil</b>	1,774	32%	8.0% ▲	+131	<b>Civil</b>	28.7%	31.5%
2021 		<b>Civil Commitments</b>	42	1%	40.0% ▲	+12	<b>Civil Commitments</b>	0.5%	0.7%
		<b>GRAND TOTAL</b>	<b>5,624</b>	100%	-1.8% ▼	-102	<b>GRAND TOTAL</b>	100%	100%

Filings by Division & Code

Division	Case Type Description	Code	Summary	Change	% Change	Absolute Change
<b>Criminal</b>	Misdemeanor	M	602	▼	-18.5%	-137
	Felony	F	327	▲	+3.2%	+10
	Capias	CA	162	▼	-4.7%	-8
	Show Cause	SC	40	▲	+2.6%	+1
	Civil Violation	CV	32	▼	-34.7%	-17
	<b>Total</b>			<b>1,163</b>	▼	<b>-11.5%</b>
<b>Traffic</b>	Infraction	I	2,174	▲	+1.3%	+27
	Misdemeanor	M	400	▼	-24.7%	-131
	Capias	CA	52	▲	+18.2%	+8
	Show Cause	SC	13	▲	+225.0%	+9
	Felony	F	6	▼	-53.8%	-7
	<b>Total</b>			<b>2,645</b>	▼	<b>-3.4%</b>
<b>Civil</b>	Warrant in Debt	WD	1,082	▼	-5.0%	-57
	Garnishment	GA	430	▲	+46.3%	+136
	Other	OT	58	↔		-
	Bond Forfeiture	BF	57	▲	+90.0%	+27
	Unlawful Detainer	UD	38	▲	+90.0%	+18
	Preliminary Protective Order	PP	31	▲	+138.5%	+18
	Admin License	AL	21	▲	+16.7%	+3
	Impoundment	IM	11	▼	-57.7%	-15
	Overweight	OC	11	▲	+83.3%	+5
	Show Cause	SC	10	▲	+400.0%	+8
	Detinue	DT	9	↔		-
	Protective Order	PO	8	▼	-52.9%	-9
	Abstract	AJ	3	▼	-57.1%	-4
	Interrogatory	IN	2	↔		-
	Motion for Judgment	MJ	2	▲	-	+2
	Petition-Restore Arms	PR	1	▲	-	+1
Restricted Operators License	RL	0	▼	-100.0%	-2	
<b>Total</b>			<b>1,774</b>	▲	<b>8.0%</b>	<b>+131</b>
<b>Civil Commitments</b>	Temporary Detention Order	TD	28	▲	+64.7%	+11
	Emergency Custody Order	EC	14	▲	+7.7%	+1
	<b>Total</b>		<b>42</b>	▲	<b>40.0%</b>	<b>+12</b>
<b>GRAND TOTAL</b>			<b>5,624</b>	▼	-1.8%	-102

Filings by Major Case Category\*\*

Category	Summary	Change	% Change	Absolute Change
Felony	333	▼	+0.9%	+3
Garnishment	432	▲	+45.9%	+136
General Civil	1,095	▲	-4.9%	-56
Infraction/Civil Violation	2,217	▲	+0.7%	+15
Landlord /Tenant	38	▲	+90.0%	+18
Misdemeanor	1,002	▼	-21.2%	-270
Other	468	▲	+10.1%	+43
Protective Orders	39	▲	+30.0%	+9
<b>GRAND TOTAL</b>	<b>5,624</b>	▼	-1.8%	-102

\* Compared to same time period as previous year

\*\* Case Type Categories are defined in the 2017 Virginia Judicial Workload Assessment

\* Compared to same time period as previous year

\*\* Case Type Categories are defined in the 2017 Virginia Judicial Workload Assessment  
Source: SCV-SQL-Information

2022 Overall GRAND TOTAL		Distribution of Caseload			Change*		Percentage (%) of Caseload			
<b>2,954</b>	-727	<b>Criminal</b>	839	28%	-2.0%	▼	-17	<b>Criminal</b>	2021 23.3%	2022 28.4%
		<b>Traffic</b>	1,356	46%	-32.3%	▼	-648	<b>Traffic</b>	54.4%	45.9%
2022		<b>Civil</b>	588	20%	-1.8%	▼	-11	<b>Civil</b>	16.3%	19.9%
2021		<b>Civil Commitments</b>	171	6%	-23.0%	▼	-51	<b>Civil Commitments</b>	6.0%	5.8%
		<b>GRAND TOTAL</b>	<b>2,954</b>	100%	-19.8%	▼	-727	<b>GRAND TOTAL</b>	100%	100%

Filings by Division & Code

Division	Case Type Description	Code	Summary	Change	% Change	Absolute Change
<b>Criminal</b>	Misdemeanor	M	415	▼	-11.1%	-52
	Felony	F	288	▲	+45.5%	+90
	Capias	CA	101	▼	-11.4%	-13
	Show Cause	SC	24	▼	-45.5%	-20
	Civil Violation	CV	11	▼	-66.7%	-22
	<b>Total</b>			<b>839</b>	▼	<b>-2.0%</b>
<b>Traffic</b>	Infraction	I	1,068	▼	-35.3%	-583
	Misdemeanor	M	262	▼	-17.1%	-54
	Capias	CA	17	▼	-34.6%	-9
	Restricted Operators License	RL	5	▲	+66.7%	+2
	Felony	F	3	▼	-40.0%	-2
	Show Cause	SC	1	▼	-66.7%	-2
	<b>Total</b>			<b>1,356</b>	▼	<b>-32.3%</b>
<b>Civil</b>	Warrant in Debt	WD	234	▼	-21.7%	-65
	Garnishment	GA	148	▲	+18.4%	+23
	Show Cause	SC	63	▲	+2,000.0%	+60
	Other	OT	40	▼	-27.3%	-15
	Unlawful Detainer	UD	26	▲	+52.9%	+9
	Impoundment	IM	19	▼	-57.8%	-26
	Admin License	AL	16	▼	-15.8%	-3
	Preliminary Protective Order	PP	13	▲	+30.0%	+3
	Protective Order	PO	12	▲	+71.4%	+5
	Bond Forfeiture	BF	10	▲	+42.9%	+3
	Detinue	DT	5	▼	-28.6%	-2
	Capias	CA	1	▲	-	+1
	Interrogatory	IN	1	↔	-	-
	Abstract	AJ	0	▼	-100.0%	-1
	Overweight	OC	0	▼	-100.0%	-1
	Petition-Restore Arms	PR	0	▼	-100.0%	-1
	Tenants Assertion	TA	0	▼	-100.0%	-1
<b>Total</b>			<b>588</b>	▼	<b>-1.8%</b>	<b>-11</b>
<b>Civil Commitments</b>	Mental Commitment	MC	93	▼	-37.2%	-55
	Temporary Detention Order	TD	46	↔	-	-
	Emergency Custody Order	EC	18	▲	+63.6%	+7
	Other	OT	13	▲	+8.3%	+1
	Medical Emergency Temporary Detention Order	MT	1	▼	-50.0%	-1
	Medical Emergency Custody Order	ME	0	▼	-100.0%	-3
<b>Total</b>			<b>171</b>	▼	<b>-23.0%</b>	<b>-51</b>
<b>GRAND TOTAL</b>			<b>2,954</b>	▼	-19.8%	-727

Filings by Major Case Category\*\*

Category	Summary	Change	% Change	Absolute Change
Felony	291	▲	+43.3%	+88
Garnishment	149	▲	+18.3%	+23
General Civil	245	▼	-26.0%	-86
Infraction/Civil Violation	1,079	▼	-36.0%	-606
Involuntary Civil Commitments	13	▲	+8.3%	+1
Landlord /Tenant	26	▼	+44.4%	+8

\* Compared to same time period as previous year

\*\* Case Type Categories are defined in the 2017 Virginia Judicial Workload Assessment

**CPSS - GCMS 10.01 CASELOAD STATISTICS OF THE GENERAL DISTRICT COURTS**

January 2022 thru December 2022 Filings (Compared to January 2021 thru December 2021)



**Dickenson**

District: 29 FIPS: 051

Misdemeanor	682	▲	-13.2%	-104
Other	444	▲	-11.7%	-59
Protective Orders	25	▲	+47.1%	+8
<b>GRAND TOTAL</b>	<b>2,954</b>	▼	-19.8%	-727

\* Compared to same time period as previous year

\*\* Case Type Categories are defined in the 2017 Virginia Judicial Workload Assessment  
Source: SCV-SQL-Information

2022 Overall GRAND TOTAL		Distribution of Caseload			Change*		Percentage (%) of Caseload		
<b>7,156</b>	+167	<b>Criminal</b>	1,541	22%	27.4% ▲	+331	<b>Criminal</b>	2021	2022
		<b>Traffic</b>	4,081	57%	0.3% ▲	+13	<b>Traffic</b>	17.3%	21.5%
		<b>Civil</b>	1,143	16%	-5.2% ▼	-63	<b>Civil</b>	58.2%	57.0%
		<b>Civil Commitments</b>	391	5%	-22.6% ▼	-114	<b>Civil Commitments</b>	17.3%	16.0%
		<b>GRAND TOTAL</b>	<b>7,156</b>	100%	2.4% ▲	+167	<b>GRAND TOTAL</b>	7.2%	5.5%
							<b>GRAND TOTAL</b>	100%	100%

Filings by Division & Code

Division	Case Type Description	Code	Summary	Change	% Change	Absolute Change
<b>Criminal</b>	Misdemeanor	M	516	▲	+10.3%	+48
	Felony	F	453	▲	+44.7%	+140
	Show Cause	SC	421	▲	+55.4%	+150
	Capias	CA	146	▼	-2.7%	-4
	Civil Violation	CV	5	▼	-37.5%	-3
	<b>Total</b>			<b>1,541</b>	<b>▲</b>	<b>27.4%</b>
<b>Traffic</b>	Infraction	I	1,975	▼	-19.2%	-470
	Show Cause	SC	1,436	▲	+55.9%	+515
	Misdemeanor	M	470	▼	-17.7%	-101
	Capias	CA	167	▲	+59.0%	+62
	Felony	F	23	▲	+35.3%	+6
	Civil Violation	CV	6	▲	+20.0%	+1
	Restricted Operators License	RL	4	↔		-
	<b>Total</b>			<b>4,081</b>	<b>▲</b>	<b>0.3%</b>
<b>Civil</b>	Warrant in Debt	WD	508	▼	-17.9%	-111
	Garnishment	GA	291	▲	+18.8%	+46
	Other	OT	86	▼	-1.1%	-1
	Bond Forfeiture	BF	74	▼	-12.9%	-11
	Unlawful Detainer	UD	69	▲	+76.9%	+30
	Preliminary Protective Order	PP	32	▼	-3.0%	-1
	Detinue	DT	25	▲	+92.3%	+12
	Protective Order	PO	17	▼	-39.3%	-11
	Admin License	AL	14	▼	-22.2%	-4
	Overweight	OC	14	▼	-22.2%	-4
	Impoundment	IM	7	▼	-22.2%	-2
	Show Cause	SC	3	▼	-40.0%	-2
	Abstract	AJ	2	▼	-33.3%	-1
	Interrogatory	IN	1	▼	-50.0%	-1
	Tenants Assertion	TA	0	▼	-100.0%	-2
<b>Total</b>			<b>1,143</b>	<b>▼</b>	<b>-5.2%</b>	<b>-63</b>
<b>Civil Commitments</b>	Mental Commitment	MC	320	▼	-23.1%	-96
	Temporary Detention Order	TD	46	▼	-11.5%	-6
	Emergency Custody Order	EC	18	▼	-21.7%	-5
	Other	OT	7	▼	-50.0%	-7
<b>Total</b>			<b>391</b>	<b>▼</b>	<b>-22.6%</b>	<b>-114</b>
<b>GRAND TOTAL</b>			<b>7,156</b>	<b>▲</b>	<b>2.4%</b>	<b>+167</b>

Filings by Major Case Category\*\*

Category	Summary	Change	% Change	Absolute Change
Felony	476	▲	+44.2%	+146
Garnishment	292	▼	+18.2%	+45
General Civil	536	▲	-16.1%	-103
Infraction/Civil Violation	2,000	▼	-19.2%	-476
Involuntary Civil Commitments	7	▼	-50.0%	-7
Landlord /Tenant	69	▼	+68.3%	+28
Misdemeanor	990	▼	-5.1%	-53
Other	2,737	▼	+28.0%	+599

\* Compared to same time period as previous year

\*\* Case Type Categories are defined in the 2017 Virginia Judicial Workload Assessment



**CPSS - GCMS 10.01 CASELOAD STATISTICS OF THE GENERAL DISTRICT COURTS**  
January 2022 thru December 2022 Filings (Compared to January 2021 thru December 2021)



---

Protective Orders	49	▼	-19.7%	-12
<b>GRAND TOTAL</b>	<b>7,156</b>	▲	2.4%	+167

---

\* Compared to same time period as previous year

\*\* Case Type Categories are defined in the 2017 Virginia Judicial Workload Assessment  
Source: SCV-SQL-Information

2022 Overall GRAND TOTAL		Distribution of Caseload		Change*		Percentage (%) of Caseload		
<b>9,489</b>	-229	<b>Criminal</b>	2,264 24%	2.4% ▲	+54	<b>Criminal</b>	2021 22.7%	2022 23.9%
		<b>Traffic</b>	4,886 51%	-6.6% ▼	-345	<b>Traffic</b>	53.8%	51.5%
2022 		<b>Civil</b>	2,154 23%	-0.5% ▼	-10	<b>Civil</b>	22.3%	22.7%
2021 		<b>Civil Commitments</b>	185 2%	63.7% ▲	+72	<b>Civil Commitments</b>	1.2%	1.9%
		<b>GRAND TOTAL</b>	<b>9,489</b> 100%	-2.4% ▼	-229	<b>GRAND TOTAL</b>	100%	100%

Filings by Division & Code

Division	Case Type Description	Code	Summary	Change	% Change	Absolute Change
<b>Criminal</b>	Misdemeanor	M	1,347	▲	+9.2%	+113
	Felony	F	485	▼	-10.8%	-59
	Capias	CA	302	▲	+2.4%	+7
	Civil Violation	CV	68	▼	-9.3%	-7
	Show Cause	SC	62	↔		-
	<b>Total</b>			<b>2,264</b>	<b>▲</b>	<b>2.4%</b>
<b>Traffic</b>	Infraction	I	3,856	▼	-6.2%	-254
	Misdemeanor	M	933	▼	-7.7%	-78
	Capias	CA	63	▼	-10.0%	-7
	Felony	F	14	↔		-
	Show Cause	SC	14	▼	-26.3%	-5
	Civil Violation	CV	5	▲	+66.7%	+2
	Restricted Operators License	RL	1	▼	-75.0%	-3
	<b>Total</b>			<b>4,886</b>	<b>▼</b>	<b>-6.6%</b>
<b>Civil</b>	Warrant in Debt	WD	924	▼	-9.0%	-91
	Garnishment	GA	516	▲	+11.7%	+54
	Unlawful Detainer	UD	174	▲	+28.9%	+39
	Other	OT	157	▼	-12.3%	-22
	Bond Forfeiture	BF	129	▼	-4.4%	-6
	Detinue	DT	73	▲	+35.2%	+19
	Impoundment	IM	57	▼	-5.0%	-3
	Preliminary Protective Order	PP	56	▲	+7.7%	+4
	Protective Order	PO	19	▼	-13.6%	-3
	Admin License	AL	17	▲	+41.7%	+5
	Show Cause	SC	10	▲	+66.7%	+4
	Interrogatory	IN	8	▼	-27.3%	-3
	Abstract	AJ	5	▼	-64.3%	-9
	Counter Claim	CC	3	▲	+200.0%	+2
	Overweight	OC	3	▲	+50.0%	+1
	Motion for Judgment	MJ	2	▲	-	+2
	Petition-Restore Arms	PR	1	▲	-	+1
	Capias	CA	0	▼	-100.0%	-1
	Restricted Operators License	RL	0	▼	-100.0%	-2
	Tenants Assertion	TA	0	▼	-100.0%	-1
<b>Total</b>			<b>2,154</b>	<b>▼</b>	<b>-0.5%</b>	<b>-10</b>
<b>Civil Commitments</b>	Temporary Detention Order	TD	107	▲	+72.6%	+45
	Emergency Custody Order	EC	77	▲	+54.0%	+27
	Mental Commitment	MC	1	↔		-
<b>Total</b>			<b>185</b>	<b>▲</b>	<b>63.7%</b>	<b>+72</b>
<b>GRAND TOTAL</b>			<b>9,489</b>	<b>▼</b>	<b>-2.4%</b>	<b>-229</b>

Filings by Major Case Category\*\*

Category	Summary	Change	% Change	Absolute Change
Felony	499	▼	-10.6%	-59
Garnishment	524	▼	+10.8%	+51
General Civil	1,025	▲	-6.3%	-69
Infraction/Civil Violation	3,932	▲	-6.2%	-258
Landlord /Tenant	174	▼	+27.9%	+38

\* Compared to same time period as previous year

\*\* Case Type Categories are defined in the 2017 Virginia Judicial Workload Assessment

**CPSS - GCMS 10.01 CASELOAD STATISTICS OF THE GENERAL DISTRICT COURTS**



January 2022 thru December 2022 Filings (Compared to January 2021 thru December 2021)

Misdemeanor	2,281	▼	+1.3%	+30
Other	979	▲	+3.9%	+37
Protective Orders	75	▼	+1.4%	+1
<b>GRAND TOTAL</b>	<b>9,489</b>	▼	-2.4%	-229

\* Compared to same time period as previous year

\*\* Case Type Categories are defined in the 2017 Virginia Judicial Workload Assessment  
Source: SCV-SQL-Information

**CPSS - GCMS 10.01 CASELOAD STATISTICS OF THE GENERAL DISTRICT COURTS**  
 January 2022 thru December 2022 Filings (Compared to January 2021 thru December 2021)

2022 Overall GRAND TOTAL		Distribution of Caseload			Change*		Percentage (%) of Caseload		
<b>4,756</b>	-250	<b>Criminal</b>	1,329	28%	-0.7% ▼	-10	<b>Criminal</b>	2021	2022
		<b>Traffic</b>	2,483	52%	-10.8% ▼	-300	<b>Traffic</b>	26.7%	27.9%
		<b>Civil</b>	871	18%	6.1% ▲	+50	<b>Civil</b>	55.6%	52.2%
		<b>Civil Commitments</b>	73	2%	15.9% ▲	+10	<b>Civil Commitments</b>	16.4%	18.3%
		<b>GRAND TOTAL</b>	<b>4,756</b>	100%	-5.0% ▼	-250	<b>GRAND TOTAL</b>	100%	100%

**Filings by Division & Code**

Division	Case Type Description	Code	Summary	Change	% Change	Absolute Change
<b>Criminal</b>	Misdemeanor	M	720	▼	-1.0%	-7
	Felony	F	431	▲	+19.1%	+69
	Capias	CA	104	▼	-26.2%	-37
	Show Cause	SC	46	▼	-22.0%	-13
	Civil Violation	CV	28	▼	-44.0%	-22
	<b>Total</b>			<b>1,329</b>	▼	<b>-0.7%</b>
<b>Traffic</b>	Infraction	I	1,921	▼	-7.2%	-150
	Misdemeanor	M	484	▼	-17.0%	-99
	Capias	CA	31	▼	-49.2%	-30
	Show Cause	SC	27	▼	-46.0%	-23
	Restricted Operators License	RL	9	▲	+125.0%	+5
	Felony	F	6	▼	-57.1%	-8
	Civil Violation	CV	5	▲	-	+5
	<b>Total</b>			<b>2,483</b>	▼	<b>-10.8%</b>
<b>Civil</b>	Warrant in Debt	WD	307	▼	-11.5%	-40
	Garnishment	GA	180	▲	+18.4%	+28
	Other	OT	111	▲	+2.8%	+3
	Unlawful Detainer	UD	88	▲	+18.9%	+14
	Preliminary Protective Order	PP	70	▲	+18.6%	+11
	Protective Order	PO	61	▲	+22.0%	+11
	Overweight	OC	16	▲	+220.0%	+11
	Admin License	AL	10	▲	+400.0%	+8
	Detinue	DT	9	▲	+125.0%	+5
	Impoundment	IM	4	▼	-33.3%	-2
	Show Cause	SC	4	↔	-	-
	Abstract	AJ	2	▼	-33.3%	-1
	Capias	CA	2	▲	+100.0%	+1
	Interrogatory	IN	2	▼	-33.3%	-1
	Petition-Restore Arms	PR	2	▲	+100.0%	+1
	Tenants Assertion	TA	2	▲	-	+2
	Restricted Operators License	RL	1	▼	-50.0%	-1
<b>Total</b>			<b>871</b>	▲	<b>6.1%</b>	<b>+50</b>
<b>Civil Commitments</b>	Emergency Custody Order	EC	44	▲	+22.2%	+8
	Temporary Detention Order	TD	28	▲	+16.7%	+4
	Mental Commitment	MC	1	↔	-	-
	Other	OT	0	▼	-100.0%	-1
	Petition	PT	0	▼	-100.0%	-1
<b>Total</b>			<b>73</b>	▲	<b>15.9%</b>	<b>+10</b>
<b>GRAND TOTAL</b>			<b>4,756</b>	▼	-5.0%	-250

**Filings by Major Case Category\*\***

Category	Summary	Change	% Change	Absolute Change
Felony	437	▼	+16.2%	+61
Garnishment	182	▼	+17.4%	+27
General Civil	325	▲	-9.2%	-33
Infraction/Civil Violation	1,970	▲	-7.3%	-156
Involuntary Civil Commitments	0	▼	-100.0%	-2
Landlord /Tenant	90	▲	+21.6%	+16

\* Compared to same time period as previous year

\*\* Case Type Categories are defined in the 2017 Virginia Judicial Workload Assessment



**CPSS - GCMS 10.01 CASELOAD STATISTICS OF THE GENERAL DISTRICT COURTS**

January 2022 thru December 2022 Filings (Compared to January 2021 thru December 2021)

Misdemeanor	1,214	▲	-7.8%	-102
Other	407	▲	-16.9%	-83
Protective Orders	131	▲	+20.2%	+22
<b>GRAND TOTAL</b>	<b>4,756</b>	▼	-5.0%	-250

\* Compared to same time period as previous year

\*\* Case Type Categories are defined in the 2017 Virginia Judicial Workload Assessment  
Source: SCV-SQL-Information

2022 Overall GRAND TOTAL		Distribution of Caseload			Change*		Percentage (%) of Caseload		
<b>6,525</b>	-469	<b>Criminal</b>	1,298	20%	-6.8% ▼	-95	<b>Criminal</b>	2021	2022
		<b>Traffic</b>	4,584	70%	-8.3% ▼	-413	<b>Traffic</b>	71.4%	70.3%
		<b>Civil</b>	610	9%	6.8% ▲	+39	<b>Civil</b>	8.2%	9.3%
		<b>Civil Commitments</b>	33	1%	0.0%	0	<b>Civil Commitments</b>	0.5%	0.5%
		<b>GRAND TOTAL</b>	<b>6,525</b>	100%	-6.7% ▼	-469	<b>GRAND TOTAL</b>	100%	100%

**Filings by Division & Code**

Division	Case Type Description	Code	Summary	Change	% Change	Absolute Change
<b>Criminal</b>	Misdemeanor	M	661	▼	-6.4%	-45
	Felony	F	429	▼	-1.4%	-6
	Capias	CA	112	▼	-32.1%	-53
	Show Cause	SC	52	▼	-13.3%	-8
	Civil Violation	CV	43	▲	+65.4%	+17
	Motion	MO	1	▲	-	+1
	Restricted Operators License	RL	0	▼	-100.0%	-1
	<b>Total</b>			<b>1,298</b>	▼	<b>-6.8%</b>
<b>Traffic</b>	Infraction	I	3,683	▼	-9.5%	-388
	Misdemeanor	M	831	▼	-0.5%	-4
	Capias	CA	27	▼	-41.3%	-19
	Show Cause	SC	22	▼	-18.5%	-5
	Felony	F	13	▼	-7.1%	-1
	Civil Violation	CV	8	▲	+166.7%	+5
	Restricted Operators License	RL	0	▼	-100.0%	-1
	<b>Total</b>			<b>4,584</b>	▼	<b>-8.3%</b>
<b>Civil</b>	Warrant in Debt	WD	233	▼	-15.3%	-42
	Garnishment	GA	143	▲	+5.9%	+8
	Other	OT	83	▲	+80.4%	+37
	Unlawful Detainer	UD	45	▼	-2.2%	-1
	Preliminary Protective Order	PP	44	▲	+51.7%	+15
	Protective Order	PO	31	▲	+210.0%	+21
	Detinue	DT	6	▲	+20.0%	+1
	Impoundment	IM	5	↔	-	-
	Abstract	AJ	4	▲	-	+4
	Restricted Operators License	RL	4	↔	-	-
	Overweight	OC	3	▲	+50.0%	+1
	Tenants Assertion	TA	3	▲	-	+3
	Admin License	AL	2	▼	-71.4%	-5
	Show Cause	SC	2	▼	-33.3%	-1
	Mechanic's Lien	ML	1	▲	-	+1
	Motion for Judgment	MJ	1	▲	-	+1
Bond Forfeiture	BF	0	▼	-100.0%	-4	
<b>Total</b>			<b>610</b>	▲	<b>6.8%</b>	<b>+39</b>
<b>Civil Commitments</b>	Temporary Detention Order	TD	17	▲	+54.5%	+6
	Emergency Custody Order	EC	16	▼	-5.9%	-1
	Medical Emergency Custody Order	ME	0	▼	-100.0%	-2
	Medical Emergency Temporary Detention Order	MT	0	▼	-100.0%	-3
<b>Total</b>			<b>33</b>		<b>0.0%</b>	<b>0</b>
<b>GRAND TOTAL</b>			<b>6,525</b>	▼	-6.7%	-469

**Filings by Major Case Category\*\***

Category	Summary	Change	% Change	Absolute Change
Felony	442	▼	-1.6%	-7
Garnishment	143	▲	+5.9%	+8
General Civil	244	▲	-14.4%	-41
Infraction/Civil Violation	3,737	▲	-8.9%	-365
Landlord /Tenant	48	▲	+4.3%	+2

\* Compared to same time period as previous year

\*\* Case Type Categories are defined in the 2017 Virginia Judicial Workload Assessment

**CPSS - GCMS 10.01 CASELOAD STATISTICS OF THE GENERAL DISTRICT COURTS**

January 2022 thru December 2022 Filings (Compared to January 2021 thru December 2021)

**Scott**



District: 30 FIPS: 169

Misdemeanor	1,496	▼	-3.3%	-51
Other	340	▲	-13.0%	-51
Protective Orders	75	▲	+92.3%	+36
<b>GRAND TOTAL</b>	<b>6,525</b>	▼	-6.7%	-469

\* Compared to same time period as previous year

\*\* Case Type Categories are defined in the 2017 Virginia Judicial Workload Assessment  
Source: SCV-SQL-Information

**CPSS - GCMS 10.01 CASELOAD STATISTICS OF THE GENERAL DISTRICT COURTS**  
 January 2022 thru December 2022 Filings (Compared to January 2021 thru December 2021)

2022 Overall GRAND TOTAL		Distribution of Caseload			Change*		Percentage (%) of Caseload		
<b>9,512</b>	-893	<b>Criminal</b>	2,590	27%	1.6% ▲	+41	<b>Criminal</b>	2021	2022
		<b>Traffic</b>	4,691	49%	-15.0% ▼	-826	<b>Traffic</b>	24.5%	27.2%
		<b>Civil</b>	2,083	22%	-4.0% ▼	-87	<b>Civil</b>	53.0%	49.3%
		<b>Civil Commitments</b>	148	2%	-12.4% ▼	-21	<b>Civil Commitments</b>	20.9%	21.9%
		<b>GRAND TOTAL</b>	<b>9,512</b>	100%	-8.6% ▼	-893	<b>GRAND TOTAL</b>	1.6%	1.6%
							<b>GRAND TOTAL</b>	100%	100%

**Filings by Division & Code**

Division	Case Type Description	Code	Summary	Change	% Change	Absolute Change
<b>Criminal</b>	Misdemeanor	M	1,623	▲	+10.7%	+157
	Felony	F	440	▼	-3.1%	-14
	Capias	CA	290	▼	-13.2%	-44
	Show Cause	SC	173	▼	-28.2%	-68
	Civil Violation	CV	64	▲	+18.5%	+10
	<b>Total</b>			<b>2,590</b>	<b>▲</b>	<b>1.6%</b>
<b>Traffic</b>	Infraction	I	3,487	▼	-17.2%	-726
	Misdemeanor	M	1,025	▲	+3.5%	+35
	Show Cause	SC	97	▼	-29.7%	-41
	Capias	CA	63	▼	-52.3%	-69
	Felony	F	18	▼	-28.0%	-7
	Civil Violation	CV	1	▼	-83.3%	-5
	Other	O	0	▼	-100.0%	-13
<b>Total</b>			<b>4,691</b>	<b>▼</b>	<b>-15.0%</b>	<b>-826</b>
<b>Civil</b>	Warrant in Debt	WD	700	▼	-20.7%	-183
	Garnishment	GA	504	▲	+4.8%	+23
	Other	OT	302	▼	-2.9%	-9
	Unlawful Detainer	UD	246	▲	+4.2%	+10
	Preliminary Protective Order	PP	94	▲	+23.7%	+18
	Detinue	DT	45	▲	+181.3%	+29
	Bond Forfeiture	BF	42	▲	+147.1%	+25
	Show Cause	SC	42	▲	+110.0%	+22
	Protective Order	PO	28	▼	-24.3%	-9
	Admin License	AL	23	↔		-
	Impoundment	IM	21	▼	-56.3%	-27
	Capias	CA	19	▲	+280.0%	+14
	Motion for Judgment	MJ	7	▲	+133.3%	+4
	Overweight	OC	3	▼	-25.0%	-1
	Interrogatory	IN	2	▼	-71.4%	-5
	Petition-Restore Arms	PR	2	↔		-
	Restricted Operators License	RL	2	▲	+100.0%	+1
Tenants Assertion	TA	1	▲	-	+1	
<b>Total</b>			<b>2,083</b>	<b>▼</b>	<b>-4.0%</b>	<b>-87</b>
<b>Civil Commitments</b>	Emergency Custody Order	EC	70	▼	-22.2%	-20
	Temporary Detention Order	TD	51	▼	-3.8%	-2
	Mental Commitment	MC	27	▲	+8.0%	+2
	Medical Emergency Temporary Detention Order	MT	0	▼	-100.0%	-1
<b>Total</b>			<b>148</b>	<b>▼</b>	<b>-12.4%</b>	<b>-21</b>
<b>GRAND TOTAL</b>			<b>9,512</b>	<b>▼</b>	<b>-8.6%</b>	<b>-893</b>

**Filings by Major Case Category\*\***

Category	Summary	Change	% Change	Absolute Change
Felony	458	▼	-4.4%	-21
Garnishment	506	▼	+3.7%	+18
General Civil	825	▲	-16.8%	-167
Infraction/Civil Violation	3,555	▼	-17.1%	-735
Landlord /Tenant	247	▲	+4.7%	+11
Misdemeanor	2,650	▲	+7.9%	+193

\* Compared to same time period as previous year

\*\* Case Type Categories are defined in the 2017 Virginia Judicial Workload Assessment



**CPSS - GCMS 10.01 CASELOAD STATISTICS OF THE GENERAL DISTRICT COURTS**

January 2022 thru December 2022 Filings (Compared to January 2021 thru December 2021)

**Wise**

District: 30 FIPS: 195

Other	1,149	▲	-14.9%	-201
Protective Orders	122	▼	+8.0%	+9
<b>GRAND TOTAL</b>	<b>9,512</b>	▼	-8.6%	-893

\* Compared to same time period as previous year

\*\* Case Type Categories are defined in the 2017 Virginia Judicial Workload Assessment  
Source: SCV-SQL-Information

2022 Overall GRAND TOTAL		Distribution of Caseload			Change*		Percentage (%) of Caseload		
<b>90,208</b>	+9,931	<b>Criminal</b>	14,280	16%	8.1% ▲	+1,064	<b>Criminal</b>	2021 16.5%	2022 15.8%
		<b>Traffic</b>	51,489	57%	15.2% ▲	+6,779	<b>Traffic</b>	55.7%	57.1%
2022		<b>Civil</b>	23,413	26%	10.9% ▲	+2,303	<b>Civil</b>	26.3%	26.0%
2021		<b>Civil Commitments</b>	1,026	1%	-17.3% ▼	-215	<b>Civil Commitments</b>	1.5%	1.1%
		<b>GRAND TOTAL</b>	<b>90,208</b>	100%	12.4% ▲	+9,931	<b>GRAND TOTAL</b>	100%	100%

Filings by Division & Code

Division	Case Type Description	Code	Summary	Change	% Change	Absolute Change
<b>Criminal</b>	Misdemeanor	M	7,834	▲	+7.0%	+510
	Felony	F	3,333	▲	+3.5%	+114
	Capias	CA	1,934	▲	+37.5%	+527
	Show Cause	SC	741	▼	-3.0%	-23
	Civil Violation	CV	438	▼	-12.7%	-64
	<b>Total</b>			<b>14,280</b>	<b>▲</b>	<b>8.1%</b>
<b>Traffic</b>	Infraction	I	41,141	▲	+17.0%	+5,974
	Misdemeanor	M	9,559	▲	+8.7%	+762
	Felony	F	194	▲	+14.8%	+25
	Other	O	188	▼	-24.8%	-62
	Civil Violation	CV	161	▲	+187.5%	+105
	Capias	CA	143	▼	-13.9%	-23
	Show Cause	SC	67	▲	+6.3%	+4
	Restricted Operators License	RL	36	▼	-14.3%	-6
	<b>Total</b>			<b>51,489</b>	<b>▲</b>	<b>15.2%</b>
<b>Civil</b>	Warrant in Debt	WD	8,748	▼	-12.2%	-1,217
	Garnishment	GA	6,901	▲	+20.3%	+1,166
	Unlawful Detainer	UD	3,569	▲	+151.2%	+2,148
	Admin License	AL	911	▼	-11.1%	-114
	Zoning Violation	ZO	500	▲	+23.2%	+94
	Show Cause	SC	470	▲	+0.2%	+1
	Preliminary Protective Order	PP	409	▲	+13.6%	+49
	Interrogatory	IN	403	▲	+8.6%	+32
	Other	OT	397	▲	-3.6%	-15
	Protective Order	PO	331	▲	+16.1%	+46
	Abstract	AJ	273	▲	+49.2%	+90
	Impoundment	IM	145	▲	+31.8%	+35
	Detinue	DT	102	▼	-15.7%	-19
	Overweight	OC	77	▼	-15.4%	-14
	Tenants Assertion	TA	45	▲	+95.7%	+22
	Counter Claim	CC	40	▼	-4.8%	-2
	Capias	CA	28	▲	+27.3%	+6
	Bond Forfeiture	BF	24	▲	+41.2%	+7
	Motion for Judgment	MJ	24	▼	-27.3%	-9
	Restricted Operators License	RL	7	▲	+75.0%	+3
	Petition-Restore Arms	PR	5	▼	-37.5%	-3
	Third Party Claim	TH	4	▲	+100.0%	+2
Cross Claim	CR	0	▼	-100.0%	-2	
Mechanic's Lien	ML	0	▼	-100.0%	-3	
<b>Total</b>			<b>23,413</b>	<b>▲</b>	<b>10.9%</b>	<b>+2,303</b>
<b>Civil Commitments</b>	Temporary Detention Order	TD	457	▼	-22.4%	-132
	Mental Commitment	MC	364	▼	-23.8%	-114
	Emergency Custody Order	EC	194	▲	+16.9%	+28
	Medical Emergency Custody Order	ME	4	▲	-	+4
	Medical Emergency Temporary Detention Order	MT	4	▼	-33.3%	-2
	Petition	PT	3	▲	+50.0%	+1
<b>Total</b>			<b>1,026</b>	<b>▼</b>	<b>-17.3%</b>	<b>-215</b>
<b>GRAND TOTAL</b>			<b>90,208</b>	<b>▲</b>	<b>12.4%</b>	<b>+9,931</b>

\* Compared to same time period as previous year

\*\* Case Type Categories are defined in the 2017 Virginia Judicial Workload Assessment



**Filings by Major Case Category\*\***

Category	Summary	Change	% Change	Absolute Change
Felony	3,527	▲	+4.1%	+139
Garnishment	7,304	▲	+19.6%	+1,198
General Civil	9,046	▼	-12.0%	-1,230
Infraction/Civil Violation	42,005	▲	+16.5%	+5,939
Involuntary Civil Commitments	3	▲	+50.0%	+1
Landlord /Tenant	3,614	▲	+150.3%	+2,170
Misdemeanor	17,936	▲	+8.2%	+1,363
Other	6,033	▲	+4.4%	+256
Protective Orders	740	▲	+14.7%	+95
<b>GRAND TOTAL</b>	<b>90,208</b>	▲	12.4%	+9,931

\* Compared to same time period as previous year

\*\* Case Type Categories are defined in the 2017 Virginia Judicial Workload Assessment  
 Source: SCV-SQL-Information

**CPSS - GCMS 10.01 CASELOAD STATISTICS OF THE GENERAL DISTRICT COURTS**  
 January 2022 thru December 2022 Filings (Compared to January 2021 thru December 2021)

2022 Overall GRAND TOTAL		Distribution of Caseload			Change*		Percentage (%) of Caseload			
<b>10,248</b>	-1,808	<b>Criminal</b>	1,114	11%	-7.2%	▼	-86	<b>Criminal</b>	2021: 10.0%	2022: 10.9%
		<b>Traffic</b>	6,569	64%	-13.1%	▼	-990	<b>Traffic</b>	62.7%	64.1%
2022 		<b>Civil</b>	2,504	24%	-22.1%	▼	-711	<b>Civil</b>	26.7%	24.4%
2021 		<b>Civil Commitments</b>	61	1%	-25.6%	▼	-21	<b>Civil Commitments</b>	0.7%	0.6%
		<b>GRAND TOTAL</b>	<b>10,248</b>	100%	-15.0%	▼	-1,808	<b>GRAND TOTAL</b>	100%	100%

**Filings by Division & Code**

Division	Case Type Description	Code	Summary	Change	% Change	Absolute Change
<b>Criminal</b>	Misdemeanor	M	663	▲	+0.3%	+2
	Felony	F	285	▼	-7.8%	-24
	Show Cause	SC	77	▼	-18.1%	-17
	Capias	CA	69	▼	-35.5%	-38
	Civil Violation	CV	20	▼	-31.0%	-9
	<b>Total</b>			<b>1,114</b>	▼	<b>-7.2%</b>
<b>Traffic</b>	Infraction	I	5,331	▼	-11.7%	-709
	Misdemeanor	M	1,182	▼	-17.2%	-246
	Capias	CA	34	▼	-37.0%	-20
	Show Cause	SC	14	▼	-36.4%	-8
	Felony	F	8	▼	-42.9%	-6
	Civil Violation	CV	0	▼	-100.0%	-1
<b>Total</b>			<b>6,569</b>	▼	<b>-13.1%</b>	<b>-990</b>
<b>Civil</b>	Garnishment	GA	1,003	▼	-23.1%	-302
	Warrant in Debt	WD	990	▼	-32.9%	-485
	Unlawful Detainer	UD	155	▲	+52.0%	+53
	Other	OT	131	▲	+23.6%	+25
	Detinue	DT	80	▲	+56.9%	+29
	Protective Order	PO	42	▼	-22.2%	-12
	Preliminary Protective Order	PP	39	▼	-27.8%	-15
	Admin License	AL	23	▼	-17.9%	-5
	Abstract	AJ	16	▼	-30.4%	-7
	Motion for Judgment	MJ	8	▲	-	+8
	Impoundment	IM	4	▼	-20.0%	-1
	Overweight	OC	4	▼	-42.9%	-3
	Show Cause	SC	4	▲	-	+4
	Interrogatory	IN	2	▼	-50.0%	-2
	Capias	CA	1	▲	-	+1
	Counter Claim	CC	1	▲	-	+1
Tenants Assertion	TA	1	↔	-	-	
<b>Total</b>			<b>2,504</b>	▼	<b>-22.1%</b>	<b>-711</b>
<b>Civil Commitments</b>	Temporary Detention Order	TD	52	▼	-20.0%	-13
	Emergency Custody Order	EC	6	▼	-60.0%	-9
	Mental Commitment	MC	2	▲	-	+2
	Other	OT	1	▲	-	+1
	Medical Emergency Temporary Detention Order	MT	0	▼	-100.0%	-2
<b>Total</b>			<b>61</b>	▼	<b>-25.6%</b>	<b>-21</b>
<b>GRAND TOTAL</b>			<b>10,248</b>	▼	-15.0%	-1,808

**Filings by Major Case Category\*\***

Category	Summary	Change	% Change	Absolute Change
Felony	293	▼	-9.3%	-30
Garnishment	1,005	▼	-23.2%	-304
General Civil	1,085	▲	-28.9%	-442
Infraction/Civil Violation	5,355	▼	-11.9%	-722
Involuntary Civil Commitments	1	▲	-	+1
Landlord /Tenant	156	▲	+51.5%	+53
Misdemeanor	1,845	▼	-11.7%	-244

\* Compared to same time period as previous year

\*\* Case Type Categories are defined in the 2017 Virginia Judicial Workload Assessment



**CPSS - GCMS 10.01 CASELOAD STATISTICS OF THE GENERAL DISTRICT COURTS**

January 2022 thru December 2022 Filings (Compared to January 2021 thru December 2021)

Other	427	▲	-17.9%	-93
Protective Orders	81	▼	-25.0%	-27
<b>GRAND TOTAL</b>	<b>10,248</b>	▼	-15.0%	-1,808

\* Compared to same time period as previous year

\*\* Case Type Categories are defined in the 2017 Virginia Judicial Workload Assessment  
Source: SCV-SQL-Information

2022 Overall GRAND TOTAL		Distribution of Caseload			Change*		Percentage (%) of Caseload		
<b>26,676</b>	+659	<b>Criminal</b>	831	3%	-1.1% ▼	-9	<b>Criminal</b>	2021	2022
		<b>Traffic</b>	25,073	94%	2.6% ▲	+631	<b>Traffic</b>	3.2%	3.1%
		<b>Civil</b>	744	3%	4.8% ▲	+34	<b>Civil</b>	93.9%	94.0%
		<b>Civil Commitments</b>	28	0%	12.0% ▲	+3	<b>Civil Commitments</b>	2.7%	2.8%
		<b>GRAND TOTAL</b>	<b>26,676</b>	100%	2.5% ▲	+659	<b>GRAND TOTAL</b>	0.1%	0.1%
							<b>GRAND TOTAL</b>	100%	100%

Filings by Division & Code

Division	Case Type Description	Code	Summary	Change	% Change	Absolute Change
<b>Criminal</b>	Misdemeanor	M	511	▲	+13.3%	+60
	Felony	F	213	▼	-28.5%	-85
	Show Cause	SC	45	▲	+40.6%	+13
	Capias	CA	43	▲	+79.2%	+19
	Civil Violation	CV	19	▼	-45.7%	-16
	<b>Total</b>			<b>831</b>	▼	<b>-1.1%</b>
<b>Traffic</b>	Infraction	I	20,487	▲	+4.2%	+824
	Misdemeanor	M	4,465	▼	-3.4%	-159
	Capias	CA	83	▼	-17.8%	-18
	Felony	F	20	▲	+42.9%	+6
	Show Cause	SC	18	▼	-52.6%	-20
	Civil Violation	CV	0	▼	-100.0%	-2
	<b>Total</b>			<b>25,073</b>	▲	<b>2.6%</b>
<b>Civil</b>	Warrant in Debt	WD	291	▼	-19.8%	-72
	Garnishment	GA	231	▼	-3.8%	-9
	Other	OT	85	▲	+150.0%	+51
	Unlawful Detainer	UD	49	▲	+133.3%	+28
	Admin License	AL	20	▲	+11.1%	+2
	Preliminary Protective Order	PP	19	▲	+216.7%	+13
	Protective Order	PO	18	▲	+200.0%	+12
	Abstract	AJ	11	▲	+37.5%	+3
	Impoundment	IM	8	▲	+166.7%	+5
	Detinue	DT	4	↔		-
	Show Cause	SC	3	▲	+50.0%	+1
	Motion for Judgment	MJ	2	▲	+100.0%	+1
	Bond Forfeiture	BF	1	↔		-
	Counter Claim	CC	1	▼	-50.0%	-1
	Overweight	OC	1	↔		-
<b>Total</b>			<b>744</b>	▲	<b>4.8%</b>	<b>+34</b>
<b>Civil Commitments</b>	Temporary Detention Order	TD	19	▲	+26.7%	+4
	Emergency Custody Order	EC	9	▼	-10.0%	-1
	<b>Total</b>		<b>28</b>	▲	<b>12.0%</b>	<b>+3</b>
<b>GRAND TOTAL</b>			<b>26,676</b>	▲	2.5%	+659

Filings by Major Case Category\*\*

Category	Summary	Change	% Change	Absolute Change
Felony	233	▲	-25.3%	-79
Garnishment	231	▼	-3.8%	-9
General Civil	304	▲	-17.8%	-66
Infraction/Civil Violation	20,507	▼	+4.1%	+806
Landlord /Tenant	49	▲	+133.3%	+28
Misdemeanor	4,976	▲	-2.0%	-99
Other	339	▲	+18.5%	+53
Protective Orders	37	▲	+208.3%	+25
<b>GRAND TOTAL</b>	<b>26,676</b>	▲	2.5%	+659

\* Compared to same time period as previous year

\*\* Case Type Categories are defined in the 2017 Virginia Judicial Workload Assessment

Source: SCV-SQL-Information